

## A

### **Abramelin Incense**

2 parts Myrrh  
1 part Wood Aloe  
Few drops Cinnamon Oil

*Burn to contact spirits during rituals or as a simple consecration incense to sanctify the altar or magickal tools.*

### **Abramelin Incense**

1 part Olibanum (Frankincense)  
1/2 part Storax  
1/4 part Lignum Aloes or Cedar or Rose or Citron Wood

### **Abramelin Oil**

1 part Myrrh  
2 parts Cinnamon  
1/2 part Galangal  
1 3/4 part finest Olive Oil

### **Abramelin Oil**

1 part Myrrh  
2 parts Cinnamon  
1/2 part Galangal  
1 3/4 part finest Olive Oil

### **Abundance**

Spruce  
Myrrh  
Patchouli  
Cassia  
Orange  
Clove  
Ginger  
Frankincense

### **Acceptance**

Geranium  
Blue Tansy  
Frankincense  
Sandalwood  
Neroli  
Rosewood

### **Adonis's Ardor**

8 drops Jasmine  
3 drops Musk  
3 drops Vanilla

*This mixture is designed to stimulate and prolong sexuality and stamina. It's one of my favorites. It's obviously not to be taken internally.*

### **Air Incense**

4 parts Benzoin  
2 parts Gum Mastic  
1 part Lavender  
1 pinch Wormwood  
1 pinch Mistletoe

*Burn to invoke the powers of the element of Air, or to increase intellectual powers; to obtain travel; for communication, study & concentration, or to end drug addiction. Smolder during divinatory rituals.*

### **African Ju Ju Powder**

Galangal

*Sprinkle on various parts of the body. Makes the user more intuitive. Aids in psychic development. A potent ingredient. (Powerful help in crossing. Use with all crossing rituals and spells).*

### **Agarbatti Chandan Incense**

*Purple*

Lavender  
Bay  
Hyssop

*A powerful concentrate burned while trying to overcome adversity. (Use before doing any betting. Pray for success while burning, add oils).*

### **Algiers Attraction Powder (Tarotstar)**

1/2 part rice flour and cornstarch  
1/4 part light yellow powder paint  
1/4 part of a mixture of: powdered Frankincense, powdered Myrrh, powdered Jasmine, powdered Basil, powdered Tangerine Rind, powdered Nutmeg, powdered Cinnamon

### **Algiers Powder**

*Purple*

Vanilla  
Patchouli  
Cinnamon

*Rub on the body to attract love and gambling luck. Used for the same purpose as Algiers floorwash; to obtain good fortune in love affairs and gambling. Powder is applied to the body before seeing a lover and to the hands before gambling. Floorwash is mixed with water and sprinkled about the house to remove bad influences hindering success.*

**All Night Long**

*Red*

Almond  
Jasmine

*A combination of oils said to completely relieve sexual problems and inhibitions. Said to simultaneously relax and inflame.*

**All Purpose Ritual Incense**

3 parts each of Orris Root, Patchouli, and Benzoin  
5 parts each of Cinnamon and Myrrh  
15 parts each of Sandalwood and Frankincense

**All Saint's Oil**

*To 2 oz. base oil add equal parts:*

Cinnamon  
Tonka  
Patchouli  
Vanilla  
Lavender  
Gardenia

**All Saints Powder**

*White*

Cinnamon  
Tonka  
Patchouli  
Vanilla  
Lavender  
Gardenia  
Vetivert

*Attracts all the good spirits to its user and assists in bringing forth psychic power. Use liberally both on your body and on the altar. (All Saints Oil: To bring success, add to incense and anoint candles used in rituals).*

**Alsatian Sex—Female**

Musk (main)  
Civet (main)  
Ambergris (minor)  
Patchouli (trace)

*Created for women to sexually attract men. Worn as a personal oil.*

**Alsatian Sex—Male**

Musk (main)  
Ambergris (minor)  
Muguet (trace)

*Worn by men to sexually arouse and attract women.*

**Altar Incense 1**

3 parts Frankincense  
2 parts Myrrh  
1 part Cinnamon

*Burn as a general incense on the altar to purify the area.*

**Altar Incense 2**

32 parts Wood Base  
16 parts Frankincense  
8 parts Sandalwood  
4 parts Myrrh  
8 parts Cinnamon  
4 parts Orris Root  
2 parts Charcoal

**Amatory Necromancy Incense**

1 part Vervain Herb  
1 part Wormwood Herb  
1 part powdered Sandalwood or Rose Petals  
1 part Dittany of Crete  
1 part Gum Benzoin  
Few drops Olive Oil  
Few drops Red Wine  
Few drops Honey  
Few drops Blood

**Ambrosia Love Potion**

1/2 tsp. dried Lavender (ground)  
1/2 Vanilla Pod  
2 Cloves  
1 stick Cinnamon  
1/2 liter of Red Wine.

*Mix the lavender, vanilla, cloves,*

*cinnamon and wine in a pot, allow to simmer and stand for 15 mins. Strain and serve warm or cold.*

*As you drink the wine, say together:*

*“May our love blossom And may we always speak from the heart, with love and respect for each other. All is one”*

### **Amber Musk Incense**

*Purple*

Amber  
Musk

*A special mixture used for gaining control over others and to banish evil spirits.*

### **Amor Oil**

*Coral tint*

Orange  
Almond  
Cinnamon  
Balm of Gilead  
Piece of Coral

*A classic New Orleans love recipe*

### **Amun-Ra Incense**

4 oz. Frankincense  
3 oz. Cinnamon  
1 oz. Gum Mastic  
2 drops Olive Oil  
3 drops Rose Oil  
3 drops Tincture of Myrrh

*Blend the three resins, and powdered them very finely. Blend the oils and add them to the resins. This should be kept in an airtight jar in the dark for three months before use.*

### **Ancient Wisdom Powder**

*Pink*

Rose Scent

*Helps clarify muddled thinking, promotes telepathic vibratory powers. A very strong protective powder. Use with care. Sprinkle on magickal ingredients, rub on forehead before ritual for protections against counter forces.*

### **Angel/Archangel Incense or Oil**

*Blue*

Lavender  
Sandalwood  
Holy Water  
Spring Water

*Very potent, protects from evil spirits and overcomes hexes. Burn for general good luck. (Angel Oil: For love and invoking spirit's aid). Use the oil with pink candles to attract friendship; anoint your Astral candle for personal protection.*

### **Anger Powder**

*Brown*

Chili Powder  
Black Pepper  
Sulfur  
Asafetida

*Sprinkle around a room to overcome feelings of irritation and anger. Helps avert future fights and will cleanse the mind of all evil thoughts. Helps clear the head when you are experiencing negative emotions, which can distort the outcome of your ritual.*

### **Anointing Oil 1**

Patchouli  
Cinnamon  
Verbena

*Generally utilized to bless candles before they are used in a ceremony. It is said to magnetize the candle or to give them more occult strength. Can be used to wipe down an altar or a worship room. (For success. Use on candles, add to incense. Add to bath water. Dress curio bags).*

### **Anointing Oil 2**

1 cup Olive Oil  
1 tsp. Myrrh  
1/2 tsp. Cinnamon

*Add herbs to olive oil. Seal in tight jar. Let sit 30 days. Strain and use for anointing candles, or when other oils are not available or suitable.*

**Aphrodisiac Bath (Cunningham)**

- 3 parts Rose Petals
- 2 parts Rosemary
- 2 parts Thyme
- 1 part Myrtle
- 1 part Jasmine Flowers
- 1 part Acacia Flowers

*Add three drops musk oil to the tub. bathe before meeting a lover, or bathe with a friend!*

**Aphrodisiac Incense (Morgan) 1**

- 3 parts Myrrh
- 1 part Bay Leaves
- 1 part Lemon Verbena
- 10 ml Jasmine Oil per 8 oz. dry mixture
- 10 ml Musk Oil per 8 oz. dry mixture
- 10 ml Patchouli Oil per 8 oz. dry mixture

*To be compounded on the night of a Full Moon, within a Magick Circle.*

**Aphrodisiac Incense 2**

- Coconut
- Damiana
- Patchouli

**Aphrodisiac Oil 1**

- Coconut
- Patchouli

**Aphrodisiac Oil 2**

- 10 drops Ylang Ylang
- 5 drops Orange
- 3 drops Jasmine
- 2 drops Cinnamon

**Aphrodisiac Oil 3**

*Equal parts:*

- Patchouli
- Sandalwood
- Ylang Ylang

**Aphrodesiac Oil 4**

*Mix in equal parts:*

- Patchouli Oil
- Sandalwood Oil
- Ylang Ylang Oil

**Aphrodisiac Oil 5**

- 10 drops jasmine
- 5 drops ylang
- 3-5 drops patchouli
- 1 oz. almond oil

**Aphrodisiac Oil 6**

- 10 ml base oil (Apricot recommended)
- Pinch Musk Grains (sub. musk oil)
- Salt
- 1 drop Civet Oil
- Small amount white Sandalwood Chips
- Small amount red Rose Petals
- small amount Patchouli Leaves
- 9 copper coins
- 3 pins
- 3 drops blood

**Aphrodite Incense 1**

- 1 part Cinnamon
- 1 part Cedar
- Few drops Cypress or Violet Oil

*Burn during rituals designed to attract love.*

**Aphrodite Incense 2**

- Rose Petals
- Lavender
- Frankincense
- Copal, Dragon's Blood
- Violet Oil

**Aphrodite Oil 1**

Base Oil: Apricot or Olive work best (approx. 30-40 drops, depending on required strength)

- 12 drops of Sandalwood Oil
- 3 drops of Cinnamon Oil
- 10 drops of Patchouli Oil
- 3 drops of Vanilla Oil
- 5 drops of Rose Oil
- 2 drops of Jasmine Oil

*To attract a male.*

**Aphrodite Oil 2**

- 10 drops Geranium Oil
- 10 drops Lilac Oil
- 10 drops Apple Oil
- 2 pinches Catnip
- Pinch Strawberry Leaves

Nugget of Amber Resin  
1 dram Almond Oil

**Aphrodite Oil 3**

5 drops Cypress  
2 drops Cinnamon  
Small piece of Orris Root

**Apollo Incense**

4 parts Frankincense  
2 parts Myrrh  
2 parts Cinnamon  
1 part Bay

*Burn during divination & healing rituals.*

**Apparition Incense**

3 parts Wood Aloe  
2 parts Coriander  
1 part Camphor  
1 part Mugwort  
1 part Flax  
1 part Anise  
1 part Cardamom  
1 part Chicory  
1 part Hemp

*Burn to cause apparitions to appear, if you REALLY want this to happen.*

**Aquarius**

Jasmine  
Lavender  
Patchouli  
Vetivert

**Arabian Bouquet Oil**

Sandalwood  
Musk  
Myrrh  
Oil of Allspice (Pimiento Oil)

*A special oil designed to cleanse the spirit before calling on the good spirits. Will also protect against hexes.*

**Arabian Nights Oil**

*Red*

Myrrh  
Rose  
Lilac

*Attracts many new friends. Can be depended upon to force others to find you stimulating and extremely appealing. Very good for potential lovers. (Love oil. Add to rituals, love charms, anoint hands).*

**Arabka Soudagar Incense**

*Green*

Frankincense  
Tonka

*Burn whenever business is bad. It is said to bring luck and financial gain. Helps business and luck*

**Aries**

Cinnamon  
Rose  
Galangal  
Juniper

**Aries Incense**

2 parts Frankincense  
1 part Juniper  
3 drops Cedarwood Oil

*Burn as a personal altar or household incense to increase your own powers.*

**Artemis Oil**

1/4 oz. Olive Oil  
10 drops Lemon  
10 drops Rose  
6 drops Violet  
3 drops Narcissus  
10 drops Ylang Ylang  
3 drops Carnation  
Carnation Petals  
Moonstone

**Arthur Incense (Anna Franklin )**

1 part Apple Blossoms  
3 parts Alder Wood

*Arthur is the Celtic Sun God*

**Astarte Incense**

*Blue*

Sandalwood  
Rose  
Orange Oil

Jasmine

*Burn in a room where lovers are to meet, to please the good spirits and to increase sexual awareness. Wonderful for lovers.*

**Astral Incense**

1/2 part each of Sandalwood, Lavender  
1 dram Patchouli Oil  
1/4 each of Rose Petals, Gum Karaya and Bayberry  
1/3 oz Benzoin  
1/16 oz Saltpeter  
1/14 oz Powdered Charcoal  
1 dram Frankincense Oil

**Astral Flight Incense**

Lavender  
Bay  
Mugwort  
Frankincense  
Sandalwood  
Bayberry

**Astral Travel Incense**

3 parts Sandalwood  
3 parts Benzoin  
1 part Mugwort  
1 part Dittany of Crete

*Burn a small amount in the room to aid projecting the astral body.*

**Astral Travel Oil 1**

Frankincense Oil  
Myrrh Oil  
Cypress Oil  
Jasmine Oil

**Astral Travel Oil 2**

4 drops Patchouli  
3 drops Sandalwood  
1 drop Cinnamon

**Astral Travel Oil 3**

*Grind in a mortar:*

1 tsp. Jasmine flowers  
1 tsp. Cinquefoil  
1 tsp. Woodruff  
2 tsp. Mugwort

*Mix with 1/4 cup sunflower oil. Add: 4*

*drops benzoin oil 3 drops rue oil 2 drops acacia oil 1 drop sandalwood oil*

**Astral Travel Oil 4**

1/2 dram Lime Oil  
1/2 dram Frankincense Oil  
1/2 dram Myrrh Oil

**Astral Travel Oil 5**

5 drops Sandalwood  
1 drop Ylang Ylang  
1 drop Cinnamon

**Astral Travel Oil 6**

Orange Oil  
Lemon Oil  
Frankincense Oil  
Myrrh Oil

**As You Please Powder**

*Orange*

Orange Blossom  
Mint  
Musk

*Sprinkle on the ground in front of a loved one and he will be forced to return to you. Makes others desire to please you at all costs. A form of commanding and compelling powder. Place some in shoes or belongings of those you wish to do your bidding. If this cannot be done, sprinkle where they are sure to walk.*

**Athene Oil & Incense**

*For the Incense:*

1 oz (30gm) Cedarwood Chips  
1/2 oz Camphor  
7 drops Musk Oil  
Female sweat (as much as possible)  
6 olives unstuffed and preferably black.

*Blend the first four ingredients well, at the full moon, and add the olives. Put in a jar and leave for one month to mature. Then remove the olives (which will have imparted their essence to the rest) and throw them away.*

*Stuffed olives, both black and green, are an obvious food for a ritual of Athene, also*

*stuffed vine leaves, a very Athenian dish. If possible, of course, the wine should be Greek—especially retsina, though that is an acquired taste.*

*The olive is sacred to Athene, so use pure olive oil as an anointing oil in particular, rub between the palms of your hands and anoint your feet, forehead and lips.*

**Attract a Lover Incense (Wylundt) 1**

1 part Lovage  
1 part Lemon Verbena  
1/2 part Orris  
Patchouli Oil  
Lemon Verbena Oil

**Attract a Lover Incense 2**

1 part Rose  
1/2 part Cloves  
1/2 part Juniper  
1/2 part Musk Root  
1/2 part Red Sandalwood  
1/4 part Saw Palmetto  
Rose Oil  
Musk Oil

**Attraction Bath 1**

*Pink*

Patchouli  
Leaves  
Lemon Verbena  
Cinnamon  
Vetivert

**Attraction Bath 2**

Same oils as Attraction Incense  
Soap Base

**Attraction Bath 3**

1 tsp. Khus Khus  
1 tsp. Passion Flower  
1 tsp. Water Eryngo  
1 gallon Water

*Steep 5 days. Strain and add 1 cup to bath.*

**Attraction Bath**

4 oz. Rose Petals  
1 oz. Lovage  
3 oz. Tonka Beans

1/2 oz. Mace

*Powder and place in a white cotton bag. Soak in bath 20 minutes.*

**Attraction Incense**

*Blue*

32 parts Wood Base  
16 parts Olbanum  
8 parts Sandalwood  
4 parts Myrrh  
8 parts Cinnamon  
4 parts Orris Root

*A highly magnetic blend which is always used to draw only good spirits. Attracts love. Draws power, luck, love, money.*

**Attraction Oil**

*Topaz*

3 oz. Apricot or Almond Oil base  
2 drams Allspice Oil  
2 drams White Musk Oil  
1 dram Citrus Oil (Lemon, Lime, and Orange)  
1/2 dram Sweet Pea

*Place an amber stone in the master bottle and a Coriander seed in the dram bottles for sale.*

**Attraction Oil—Men**

1/4 oz. Apricot Oil  
6 drops Sandalwood  
4 drops Patchouli  
4 drops dark Musk  
3 drops Rosemary  
1 drop Cinnamon  
Patchouli Leaf  
Cinnamon Chips  
Amber Stone

**Attract Love Incense**

1/2 part Cloves  
1 part Rose  
1/4 part Saw Palmetto  
1/2 part Juniper  
Few drops Musk Oil  
Few drops Rose Oil  
1/2 part Red Sandalwood

**Attract Love Oil**

Muguet

Freesia  
Jasmine

**Attraction Powder/Oil**

*Blue*

32 parts Wood Base  
16 parts Olbanum  
8 parts Sandalwood  
4 parts Myrrh  
8 parts Cinnamon  
4 parts Orris Root

*(Use oil when searching for mate. Sprinkle in your shoes to bring luck, anoint green candles and use as Attraction Powder)*

*Always used to incite the passions of the opposite sex. Also brings all forms of good luck. It is especially good for attracting financial gain. Used to attract money, better business, good luck, love, and the better things of life. For love and gambling it is applied to the body and the hands in small amounts. It is sprinkled about a place of business. It is rubbed on charms and added to conjure bags that have a beneficial purpose.*

**Attract Perfect Mate Incense**

1/2 oz. Sweet Bugle  
1/2 oz. Cinnamon  
1 oz. Sandalwood  
1/4 oz. Anise Seed  
1/4 oz. Saltpeter  
1/4 oz. Frankincense  
7 oz. powdered Charcoal  
6 oz. Benzoin Tincture

**Attunement to Spirit World**

1/4 tsp. ground Sandalwood or 1/2 tsp. Sandalwood chips  
1/4 tsp. Balm of Gilead  
1/8 tsp. Sage

**Aquarius Incense**

1 part Sandalwood  
1 part Cypress  
1 part Pine Resin

*Burn as a personal altar or household incense to increase your own powers.*

**Aunt Anna Wishbone Powder**

Sandalwood  
Orris  
Allspice  
Deer's Tongue  
Musk

*A special blend of powders designed to make dreams and wishes come true. Must be sprinkled on your sheets before retiring.*

**Aunt Sally Dream Powder**

Licorice  
Cinnamon  
Cardamom  
Coriander

*To be sprinkled on the sheets. Toss a little under your bed as well. This powder is said to make you dream prophetically. Sprinkle on and all around your bed. Drink as an aphrodisiac. Also used as a charm to bring good luck if carried in a purse or the pocket. (Dream Incense: Said to make love dreams come true).*

**Aunt Valerie's Healing Oil**

Valerian  
Asafetida  
Lavender

*This old Polish formula is a special "homophobic" blend, which aids in the instant cure of homosexuality. Use copiously.*

**Aura of Enchantment Incense**

*This is an incense that can be burned during any type of meditation or prayer.*

1/4 oz. Bayberry  
1/2 oz. powdered Sandalwood  
1 oz. Frankincense  
1/4 oz. Anise Seed  
1/4 oz. powdered Myrrh  
1/4 tsp. Saltpeter  
1 dram Gardenia Oil (or Jasmine Oil)  
2 drams Tincture of Benzoin

**Aura of Venus**

8 drops Jasmine  
4 drops Frangipani



4 drops Lavender  
4 drops Rose  
4 drops Musk

*Use to aid you in prosperity spells or love spells. When mixing these oils, focus on confidence and success.*

**Autumn Incense**

3 parts Frankincense  
2 parts Myrrh  
1 part Rosemary  
1 part Cedar  
1 part Juniper

**Awaken the Love Within Potion**

Red wine  
1/2 tbsp. Cinnamon  
Pinch of Cumin  
Pinch of Rosemary

*Mix all the dry ingredients together and simmer with red wine, return wine to bottle. let it sit for a few days and each day shake it chanting: "Bring me my true love"*

*Save it for a romantic night.*

**B**

**Babylonian Ritual Incense**

3 parts Cedar  
2 parts Juniper  
1 part Cypress  
1 part Tamarisk

*Burn during Babylonian & Sumerian magickal rituals, or when attuning with such deities as Inanna, Marduk, Enlil, Tiamat & others.*

**Balance and Harmony**

Orris Root  
Cardamom  
Red Sandalwood  
Gum Benzoin  
Rose

**Balancing**

Bergamot  
Mandarin Orange

Geranium  
Sandalwood

**Banishing Incense 1**

Hyssop  
Calamint  
Peony  
Rosemary  
Mint

**Banishing Incense 2**

*Blue*

Bay leaves  
Cinnamon  
Red Wine  
Rose Petals  
Myrrh  
Salt

*Eliminates all bad spirit forces. Should be burned in a ceremonial room during services. Also used in uncrossing (removes evil forces and hexes).*

*An emotional balancing potion.*

**Banishing Oil 1**

*Mix in desired quantities:*

Rosemary  
Lily  
Vervain

**Banishing Oil 2 (Caution)**

*Mix in desired quantities:*

Myrrh Oil  
Hemp  
Mullein  
Deadly Nightshade  
Thyme  
Salt

**Banishing Oil 3**

3 parts Frankincense  
1 part Rosemary  
1 part Bay Laurel  
1 part Angelica  
1 part Basil

**Banishing Oil 4**

1/2 oz. Olive Oil

15 drops Pine Oil  
12 drops Rue Oil  
10 drops Peppermint Oil  
7 drops Black Pepper Oil  
Crushed Black Peppercorns  
Obsidian or Black Onyx

**Banishing Oil 5**

*Mix in desired quantities:*

Vervain  
Sandalwood  
Dragons Blood  
Lavender  
Rosemary

**Banishing Ointment**

Beeswax base  
2 drops Myrrh  
2 drops Bay  
5 drops Rose Otto  
1 drop Cinnamon  
5 drops Rosewood

*WARNING: Some are sensitive to Cinnamon—check before using. Perfect for anointing before rituals of banishing things like bad habits, boyfriends, etc.*

**Banishing Powder**

*Black Talc*

Bay  
Cinnamon  
Rose  
Myrrh  
Mint  
Salt

**Banish Negativity Incense**

*Grind to a powder:*

3 oz. Frankincense  
1 oz. Amber Resin

*Mix with 3 to 4 drops alcohol, let stand 1 month.*

**Bankrupt Oil**

*Said to force an enemy to go broke. It is used in rituals designed to force someone to spend their money. This oil can be anointed on charms made to bring bad*

*luck, and placed in a business to make the business go bankrupt.*

2 tbsp. powdered Devils's Shoestring  
2 oz. Olive Oil

*OPTIONAL: add one small piece of devil's shoestring to each bottle of oil made.*

**Bast Dance**

1/4 oz. Almond Oil  
16 drops Orange Oil  
10 drops Earth Oil  
4 drops Violet  
2 drops Jasmine  
4 drops New Mown Hay Oil  
3 drops Ginger  
2 drops Ylang Ylang  
Jasmine Flowers  
Garnet  
Ruby

**Bats Blood Incense**

Dragon's Blood  
Myrrh  
Cinnamon

*Burn to cast evil spirits and to place a hex on someone you wish to get even with (for black magick and hexing). This invokes only baneful spirits.*

**Bat's Blood Ink**

2 parts Dragon's Blood Resin  
1/2 part Myrrh Resin  
2 drops Cinnamon Oil  
2 drops Indigo color  
12 parts Alcohol  
1/2 part Gum Arabic

*No instructions are given, although I suppose you steep the ground resins in the alcohol till dissolved, then add the cinnamon oil, indigo, and ground Gum Arabic. Filter and bottle.*

**Bat's Eye Incense**

Real Bat's Eye  
Myrrh  
Dragon's Blood  
Bayberry powder

*Use for same purpose as Bat's Blood*

*Incense. Works equally well. (Use where eye of Bat is needed)*

**Bat's Heart Incense**

2 parts Dragons Blood  
1/2 part Myrrh  
2 drops Cinnamon Oil  
2 drops Indigo Coloring  
1/10 part Sugar

*Burn to break love affairs and hex unfaithful lover.*

**Beat that Cold Incense**

1/2 part Cloves  
1/4 part Juniper  
2 parts Willow  
1/8 part Menthol  
Few drops Eucalyptus Oil  
Few drops Wintergreen Oil

**Beauty & Happiness**

Jasmine  
White Rose  
Lotus  
Red Sandalwood  
Ylang-Ylang  
Ambergris  
Benzoin

**Beeswax Base (for Ointments/Salves)**

*Take equal amounts of beeswax (usually 1/4 cup) and grapeseed oil (again, usually 1/4 cup) and heat together.*

*Place the oil in the top half of a double boiler and add the beeswax to it and stir until all the beeswax has melted—stirring constantly. This is important as it needs to combine properly.*

*Once done, allow the mix to cool until it begins to thicken. This will stop the essential oils from evaporating when added to the mix.*

*Add the essential oils one at a time, stirring constantly. Decant into an amber glass ointment jar if possible and store away from light and heat.*

*These are not meant to last more than a*

*few months so keep an eye on your ointment and if mould appears, discard, clean and jar (remember to boil in water to remove bits of stuff you might not see) and start a fresh!*

**Beltane Incense**

3 parts Frankincense  
2 parts Sandalwood  
1 part Woodruff  
1 part Rose Petals  
Few drops Jasmine Oil  
Few drops Neroli Oil

*Burn during Wiccan rituals on Beltane or May Day for fortune & favors & to attune with the changing of the seasons.*

**Beltane Incense**

1 part Frankincense  
1 part Licorice Root  
1/2 part Patchouli  
1/2 part Vanilla  
1/2 part Cinnamon

**Beltane Oil**

1 part Frankincense  
1 part Licorice Root  
1/2 part Patchouli  
1/2 part Vanilla  
1/2 part Cinnamon

**Bend Over Oil/Powder**

Yellow  
Rose  
Frankincense  
Vetivert  
Honeysuckle

*Makes other people do your bidding. Use to break any hexes; used to order evil spirits to return to their sender. Said to be extremely potent.*

**Beneficial Dream Incense/Powder**

Blue  
Bergamot  
Lemon  
Frankincense  
Orris

*Burn to make all dreams come true,*

*especially those helpful to the dreamer. (Also helps to develop clairvoyance) Powder must be rubbed on the forehead and sprinkled under the bed for ultimate effectiveness. To use in a bath, while bathing meditate on being surrounded by all the good things in life.*

**Between the Worlds Incense**

2 parts Frankincense  
1 part Mugwort  
1 part Yarrow  
1 part Sandalwood  
1/2 part Anise  
1/2 part Cinnamon  
1/2 part Clove

**Bible Oil**

Hyssop  
Frankincense

*For ritual success, anoint all candles except black. With Bible Oil on altar, burn incense and oil before it.*

**Binding Incense**

4 parts Nettle  
4 parts Thistle  
4 parts Knotgrass  
1/4 part Nightshade  
1/4 part Aconite (Wolfsbane)

*Burn with CAUTION during outdoor rituals to destroy baneful habits or thoughts. Small amounts only! DO NOT INHALE FUMES!!*

**Binding Job Oil (O'Hara)**

Heliotrope Oil (main)  
Musk Oil (main)  
Patchouli Oil (main)  
Ambergris Oil (minor)  
Civet Oil (minor)

*Especially developed for bringing final resolution to job-hunting efforts. Used on application or resume, this blend is intended to secure an interview. Worn as a personal oil for the interview, it may result in an offer for employment.*

**Black Arts Incense/Powder # 1**

Black  
Myrrh  
Patchouli  
Cinnamon  
Gum Mastic  
Graveyard dust  
Vetivert  
Mullein

*A special powder used for hexing someone you despise with a passion. Very dangerous if you do not use for this purpose only.*

**Black Arts Incense/Powder # 2**

Black

4 parts Myrrh  
4 parts Patchouli  
1/4 part Ambergris  
Few drops of Civet  
1/4 part Musk  
Black Pepper

**Black Arts Oil**

Black

Myrrh  
Patchouli  
Cinnamon  
Gum Mastic  
Graveyard dust  
Vetivert  
Sage

*A special crossing oil used only for placing hexes on hated competitors. Use with extreme care (Used only in Black Magic).*

**Black Arts Oil**

One double boiler  
Grapeseed or Olive Oil  
2 tsp. Mullein Herb  
1 tsp. Wormwood Herb  
1 tbs. Patchouli Herb  
3 Blackberry Leaves  
1 tsp. Mandrake  
1 tbs. Myrrh Resin  
Graveyard dirt is optional

*Put water in the bottom part of the double boiler and the herbs and about a cup of oil*

*in the top part of the boiler. Boil the water and let the herbs steep for approximately 10 minutes. You may need to add more oil. If you do, boil for approximately 10 more minutes. When the oil is scented with the herbs well, strain thoroughly and put in a bottle or jar. Add 9 drops of 192 proof alcohol (Everclear) to the brew to preserve it.*

**NOTE:** *You can use the above direction to make any type of oil from herbs.*

**Black Arts Ointment**

Beeswax base  
4 drops Patchouli  
4 drops Myrrh  
2 drops Vetivert  
1 drop Cinnamon

**Black Arts Powder**

*Black*

Myrrh  
Patchouli  
Cinnamon  
Gum Mastic  
Graveyard dust  
Vetivert  
Black Arrowroot

**Black Candle Tobacco**

High John  
Low John  
Clove  
Sage  
Rosemary  
Pipe tobacco

*A very powerful item when burned along with a black candle and salt. Use only to win court cases and to overcome legal entanglements.*

**Black Cat Oil/Powder**

*Black*

3 Black Cat Hairs  
Steel Wool  
Iron Powder  
Sage  
Myrrh  
Bay

*Compels the opposite sex to strongly desire you. Also used for breaking bad spells and unhexing. (Black Cat Incense—of tremendous power either for hexing or for obtaining luck and good fortune).*

**Black Devil Powder**

Black  
Bay  
Frangipani  
Lavender  
Cinnamon

*Oil—Mixed with sugar and salt to stop a married man or woman from playing around. It should be carefully sprinkled on their undergarments while they sleep.*

*Powder—Mix with sugar and carefully sprinkle on the undergarments of a wayward lover.*

*Stops infidelity in an instant. Forces those you love to return.*

**Blessed Powder**

White  
Lavender  
Silver magnetic powder  
Ylang Ylang  
Musk

*Sprinkle all around a room to cleanse and purify it. Rub a little on your body in order to cleanse your spirit before holding any ritual. To attract help of good spirits. It is sprinkled about the room and also about the home and place of business.*

**Bliss**

Lavender  
Geranium  
Neroli  
Clary Sage

*Helps with Hyperventilation, Calms, Relaxes, and is Euphoric.*

**Blue Angel Powder**

*Blue*

Lavender  
Sandalwood

Holy Water  
Spring Water

*Very potent, protects from evil spirits and overcomes hexes. Burn for general good luck. (Angel Oil: For love and invoking spirit's aid). Use the oil with pink candles to attract friendship; anoint your Astral candle for personal protection.*

**Blue Sonata Oilf**

Vanilla  
Rose  
Jasmine

**Born Again Incense**

3 parts Frankincense  
1 part Mullein  
1 part Mums

*Burn when distraught over the passing of a friend or loved one.*

**Boss Fix Powder**

*Red*

Musk  
Chili powder  
Tobacco  
Pulverized newsprint

*Sprinkle around the boss' office at work, and around your own area on the job. Forces supervisor to leave you alone. Stops harassment. (Also to be used in private life to cause one to receive kindness and consideration).*

**Break Off an Affair Incense**

1/4 part Camphor  
1 part Slippery Elm  
1-1/2 part Pennyroyal

**Buckeye Incense**

*Brown*

Ground Bayberry  
Ground Buckeye  
Bay  
Basil

*A special blend used to chase away all evil spirits. A good hex breaker. (For luck and sending back curses).*

**Buddha**

See Meditation

**Business Incense**

2 parts Benzoin  
1 part Cinnamon  
1 part Basil

*Burn to attract customers.*

**Business Success Oil**

3 parts Bergamot Mint Bouquet  
1 part Basil  
1 part Patchouli  
1 pinch of ground Cinnamon

*Mix the oils, then add the pinch of cinnamon. Anoint the hands, cash register, business cards, or the front door of the place of business to increase cash flow.*

**C**

**Caliph's Beloved Oil**

*Red*

Musk  
Ambergris  
Coriander  
Cardamom  
Carnation

*A special oil developed to incite sexual feelings and attract lovers. A popular aphrodisiac.*

**Calling Abundance**

1/4 oz. Olive Oil  
20 drops Chamomile  
20 drops Cedar  
20 drops Patchouli  
13 drops Clove  
Basil Leaves  
Lodestone

**Calming**

Lavender  
Geranium  
Mandarin Orange  
Cypress

*Use for Relaxing and Calming.*

**Cancer Incense**

2 parts Myrrh  
 1 part Sandalwood  
 1 part Eucalyptus  
 1 part Lemon Peel (or a few drops of Lemon Oil)

*Use as a personal altar or household incense to increase your own powers.*

**Cancer**

Cucumber  
 Camphor  
 Water Lily  
 Musk  
 Clove

**Candle Oil for Love**

1/4 tbsp. Rose Oil  
 1/2 tbsp. Honeysuckle Oil  
 1-1/2 tbsp. Almond Oil  
 1-1/2 tsp. Musk Oil  
 1-2 drops Benzoin Tincture

*Mix all ingredients in a non-metal container. Use to dress candles, or as a scented oil in a oil heater. Store oil in an airtight container.*

**Capricorn Incense**

2 parts Sandalwood  
 1 part Benzoin  
 a few drops Patchouli Oil

*Use as a personal altar or household incense to increase your own powers.*

**Capricorn Oil**

Valerian  
 Pine  
 Ylang Ylang  
 Galangal  
 Wisteria

**Caridad Del Cobre (Ochun) Perfume**

*In 2 cups 40 proof alcohol add:*

1/4 cup Shredded Coconut  
 2 tbsp. Nutmeg  
 1 tbsp. Dried Strawberry Leaves  
 1 drop Sweet Pea Oil

*Seal the bottle and store for 7 days before*

*using.*

**Cat's Blood Incense**

*Red*

Real cat's blood (optional)  
 Orris  
 Frankincense  
 Tonka  
 Ginger

*A very potent spell or hex-breaker, used in uncrossing rituals. Breaks the most powerful spells when burned on a special altar covered with white silk.*

**Cat's Eye Incense**

*Red*

Real cat's blood (optional)  
 Orris  
 Frankincense  
 Tonka  
 Ginger

*A very potent spell or hex-breaker, used in uncrossing rituals. Breaks the most powerful spells when burned on a special altar covered with white silk.*

**Cat's Heart Incense**

*Red*

Real cat's blood (optional)  
 Orris  
 Frankincense  
 Tonka  
 Ginger

*A very potent spell or hex-breaker, used in uncrossing rituals. Breaks the most powerful spells when burned on a special altar covered with white silk.*

**Cavern Treasures Prosperity Oil**

1/4 oz. Sandalwood  
 1/4 oz. Myrrh  
 1/8 oz. Allspice  
 1/16 oz. Cinnamon

**Celestial Darkness Bath Salts (cleansing)**

3/4 cup Epsom Salt  
 1/4 cup Sea Salt  
 1/4 cup Baking Soda

5 drops Sandalwood Oil  
 4 drops Chamomile Oil  
 3 drops Ylang Ylang Oil  
 2 drops Lavender Oil  
 2 drops Vanilla Oil  
 2 drops Rose Oil

*Use 1/2 cup per bath.*

**Ceremonial Magick Incense 1**

3 parts Frankincense  
 2 parts Gum Mastic  
 1 part Wood Aloe

*This formula is from the Key Of Solomon is typical of grimoire type recipes. It can be used in general magickal workings to raise power & to purify the area. Other recipes include such ingredients as Mace, Brandy & Vervain.*

**Ceremonial Magick Incense 2**

2 parts Frankincense  
 1 part Wood Aloe  
 Few drops Musk Oil  
 Few drops Ambergris Oil

*Another like the above.*

**Cernunnos**

6 drops Amber  
 4 drops Patchouli  
 3 drops Rose Geranium  
 8 drops Musk  
 8 drops Ambergris  
 2 drops Pine  
 2 drops Clove

*Use to aid you in love spells. When mixing these oils, focus on confidence, success, romance, and visualize your heart being filled with love.*

**Cernunnos Incense 1**

Musk  
 Patchouli  
 Pine  
 Juniper  
 Calamus Root  
 Benzoin

**Cernunnos 2**

Pine  
 Sandalwood  
 Civet  
 Valerian  
 Musk  
 Cinnamon  
 Frankincense

**Cernunnos 3**

Oak Leaves  
 Sandalwood  
 Allspice  
 Coriander  
 Cedar  
 Carnation

**Cerridwen Oil**

Hazelnut Oil base  
 1/2 Elder Oil  
 1/8 dram Pine Oil  
 1 snowflake Obsidian Chip  
 1 Hazelnut  
 Elder Flowers

**Chango Macho (Domination) Perfume & Incense**

*In 2 cups 40 proof alcohol add:*

1/4 cup Paraiso Herb  
 2 tbsp. Dragons Blood Powder  
 1 tbsp. Juniper  
 1 tbsp. Sage  
 1 tbsp. Amansa Guapo—powdered

*(Do not use oils.) Seal the bottle and store for 7 days before using.*

*The same ingredients can be used for the incense recipe as well and burned on charcoal.*

**Charm Bag for Jinx Removing (Tarotstar)**

*Make during the waning moon on a Wednesday and in an Air sign (Gemini, Libra, Aquarius). Place these items in a purple or red bag:*

1. A parchment with your name and birth date written in Dragons Blood ink
2. 8 pinches of Jinx Removing powder
3. a small piece of Devil's Shoestring Root
4. a small lump of Dragons Blood Resin



5. 8 pinches of Solomon's Seal herb
6. 8 small pinches Mugwort
7. The stub of a white candle used in Sabbat ceremonies
8. Sacred Serpent Seal from the 6th and 7th books of Moses

*Anoint the bag with 8 drops Jinx Removing oil and keep it on your person at all times.*

### **Charm Bag for Love**

*On a day of Venus as the moon waxes, place these items into a red or green charm bag:*

1. Some ground blue stone
2. 7 small green stones
3. 1 Orris Root
4. 7 pinches Vervain herb
5. 7 small Rose Buds
6. 7 copper Pennies
7. 1 tsp. Love Powder (above)

*Anoint the bag each Friday with 7 drops of Love Oil and carry it always on your person.*

### **Chypre Oil**

*Green*

Vanilla  
Bay  
Galangal

*Rub on hands before gambling for luck. It will guarantee winning. Also brings other financial gain. This is most effective when your hands actually come into contact with the gambling materials (dice, cards, etc).*

### **Circe Oil 1**

Cucumber  
Camphor  
Water Lily  
Musk  
Clove

### **Circe Oil 2**

Lotus (main)  
Lily of the Valley (main)  
Musk (main)  
Muguet (main)  
Clove (trace)

Eucalyptus (trace)  
Wintergreen (trace)

### **Circle Incense**

4 parts Frankincense  
2 parts Myrrh  
2 parts Benzoin  
1 part Sandalwood  
1/2 part Cinnamon  
1/2 part Rose Petals  
1/4 part Vervain  
1/4 part Rosemary  
1/4 part Bay

*Use for general workings in the circle, the ritual working space of Wiccans & Magicians & as a general ritual incense.*

### **Circle of Flame**

8 drops Rose  
3 drops Musk  
8 drops Violet

*Use to aid you in love spells. When mixing these oils, focus on confidence, success, romance, and visualize your heart being filled with love.*

### **Clairvoyance**

Heliotrope  
Honeysuckle  
Sandalwood  
Wisteria

*A powerful blend for stimulating Inner Sight and Clairvoyance.*

### **Clarity/Concentration**

Cedarwood  
Sandalwood  
Melissa  
Blue Cypress  
Lavender  
Helichrysum  
Frankincense

### **Cleansing Incense 1**

1/2 cup Sandalwood Powder  
1 tbsp. Cinnamon  
1 tbsp. Clove  
1 tbsp. Frankincense  
1/2 tsp. Patchouli

1/2 tsp. Rosemary

**Cleansing Incense 2**

2 parts Benzoin  
1 part Sage  
1 part Pine Resin  
1 part Frankincense  
1/2 part Rosemary  
A few drops Lavender Oil  
A few drops Rosemary Oil

**Cleansing Oil 1 (O'Hara)**

Lotus Oil (main)  
Frankincense Oil (main)  
Amber Oil (main)  
Cedarwood Oil (main)

*This is a general purpose, purifying blend. Used in incense or water, it is intended to cleanse the premises of any negative or unwanted energy.*

**Cleansing Oil 2**

1 tsp. Basil  
1 tsp. Valerian  
1 tsp. Mugwort  
2 tsp. Rosemary  
2 drops Balsam Peru Oil  
2 drops Benzoin Oil  
1/4 cup Sunflower Oil

**Clearing Incense 1**

3 parts Frankincense  
2 parts Myrrh  
1 part Sandalwood

*Burn this incense to clear your home of negative vibrations, especially when household members are arguing or when the house seems heavy & thick with anger, jealousy, depression, fear & other negative emotions. Leave the windows open while burning this mixture.*

**Clearing Incense 2 (Cunningham)**

3 parts Frankincense  
3 parts Copal  
2 parts Myrrh  
1 part Sandalwood  
10 drops Lavender Oil

*Burn this incense to clear your home of negative vibrations, especially when*

*household members are arguing or when the house seems heavy and thick with anger, jealousy, depression, fear or other negative emotions. Leave the windows open when burning.*

**Clearing Incense 3**

2 parts Wood Aloe  
1 part Mace  
1 part Storax or Gum Arabic  
1 part Benzoin

**Clearing Incense 4**

6 tbsp. Cedarwood  
2 tbsp. Thyme  
2 tbsp. Sage  
2 tbsp. Rosemary  
2 tbsp. Oak leaves or Tobacco  
1-1/2 tsp. Cinnamon  
1/8 tsp. Salt

**Clear Thoughts Oil**

1/4 oz. Almond Oil  
10 drops Cajeput  
10 drops Lemon  
12 drops Lavender  
15 drops Siberian Fir  
Cedarwood  
Clear Quartz

**Cleopatra Incense**

*Blue*

16 parts Pine Bark  
24 parts Sandalwood  
8 parts Orris  
8 parts Patchouli  
8 parts Myrrh  
8 parts Olbanum  
8 parts Wood Base

*The best for love problems.*

**Cleopatra**

Heliotrope (main)  
Cedarwood (main)  
Rose (main)  
Frankincense (trace)

*An especially favored scent of Vodoun practitioners, Cleopatra may be used in a love spell to anoint a pink candle, worn to strengthen and enhance the relationship*

*between lovers, or worn to attract a secretly desired stranger.*

**Cleopatra Oil**

*Blue*

Balm of Gilead  
Musk  
Orange  
Frankincense

*An oil only for lovers. It entices the stranger you secretly desire. Excites and arouses those you love to come forth and respond. An aphrodisiac. (Use to anoint pink candle in love rituals)*

**Cold Healing Incense**

1-1/4 part Pine  
1/2 part Cedar  
1/8 part Camphor  
1/8 part Menthol  
1/2 part Spruce  
Few drops Pine oil

**Come & Get Me Oil**

1/2 oz. Olive Oil (as a base)  
2 drops Cinnamon Oil  
5 drops Patchouli Oil  
4 drops Rose Oil  
7 drops Sandalwood Oil

**Come & See Me Oil 1**

5 drops Patchouli  
1 drop Cinnamon

*To attract the ideal mate, mix these true essential oils in an olive oil base, smear on a white image candle of the appropriate sex and burn with visualization.*

**Come and See Me Oil 2**

Patchouli (main)  
Clove (trace)

*Used as a candle anointing oil to encourage a loved one to come around for a visit.*

**Come and See Me Oil 3**

1/4 oz. Olive Oil  
5 drops Patchouli

3 drops Rose  
6 drops Sandalwood  
1 drop Cinnamon  
Patchouli Leaf  
Carnelian or Garnet

**Come To Me Bath Crystals**

*Shocking Pink*

Sea Salt  
Rose Oil  
Sweet Pea Oil

*Bathe with this on a Friday while meditating on the lover you desire.*

**Come To Me Oil 1**

*To 2 ounces base oil, add one Vitamin E capsule and equal parts of:*

Rose Oil  
Jasmine Oil  
Bergamot Oil  
Damiana Oil

*Float 9 Jasmine Flowers in the master bottle.*

**Come To Me 2**

*Red*

Rose  
Jasmine  
Gardenia  
Lemon Oil

*A very powerful attraction recipe used only when you desire to force a certain stranger to feel strong sexual responses toward you.*

**Come To Me Oil 3**

*Topaz*

12 oz. oil base  
4 drams Wisteria  
4 drams Musk  
6 drams Jasmine  
8 drams Narcissus  
2 drams Rose Geranium  
2 drams Sandalwood  
6 drams Rose Ava

*Gold leaf flakes in master bottle*

**Come To Me Oil 3**

Sweet Pea Oil  
Rose Oil  
Patchouli Oil

*Float a bit of Catnip or a few saffron stamens (for gay men) in the master bottle.*

**Come To Me Oil 4**

3 drops Cinnamon  
3 drops Ambergris  
2 drops Ylang Ylang  
2 drops Vanilla

*Float a piece of Queen Elizabeth root in each bottle.*

**Commanding Oil**

6 drops Patchouli Oil  
8 drops Myrrh Oil  
16 drops Sandalwood Oil

*Commanding Oil is dabbed on uncounted coins, which are then placed in the light of a full moon as a statement that money is required.*

**Commanding/Compelling/ Controlling 1**

4 parts Patchouli  
4 parts Vetivert  
1 part Lime  
1 part Bay

*For getting others to do as we wish. Use with caution, as these formulas get very close to black magick, interfering as they do with another's will.*

**Commanding/Controlling/ Compelling 2**

*Brown*

Allspice  
Orris  
Patchouli  
Cinnamon  
Sandalwood  
Clove

**Conceive a Child Incense**

1/2 part Mistletoe  
1 part Mandrake  
1-1/2 part Motherwort  
Few drops Strawberry Oil

**Concentration**

*Black*

Mastic  
Cinnamon  
Myrrh

*Anoint forehead with small amount to aid in solving a problem. Clears the mind, inspires sudden insights into problems.*

**Confusion Oil & Powder**

*To 2 oz. base oil add contents of one Vit. E capsule and:*

5 drops Coconut  
3 drops Lavender  
2 drops Violet  
3 drops Black Pepper  
2 drops Ginseng

*For powder, add ground herbs to a rice flour/corn starch base*

**Note:** Hemlock, if attainable, is a good addition.

**Confusion Oil & Powder 2**

2 parts of Rue Herb  
1 part of Guinea Pepper

*Add 2 tbsp. of this to 2 ounces of oil & steep for a few weeks in a dark place or over a low heat for about an hour, then cool & strain through cheesecloth.*

**Confusion**

*Black*

Vetivert  
Lavender  
Galangal  
Burnt knotted shoelace

*Confuses those who are trying to cast a spell on you. Breaks all forms of hexes. Acts almost instantaneously. Works better when hex is new, but it is a good idea to keep some on hand for emergencies.*

**Confusion Oil**

*Use in rituals to confuse an enemy trying to harm you.*

Mix:

2 parts Rue  
1 part Guinea Pepper.

*Add two tablespoons of this mixture to two ounces of oil.*

**Conquering Glory Powder/Incense**

*Green*

Gloria  
Tonka

*Assists the user in overcoming any obstacles in the path to success. Sprinkle powder on hands and feet each morning. Good for overcoming timidity. (Add Gold Leaf to Powder)*

**Conscious Mind (To Stimulate)**

Basil  
Bay  
Black Pepper  
Dill  
Hyssop  
Lavender  
Pennyroyal  
Peppermint  
Rosemary  
Sage  
Thyme

**Consecration Incense**

2 parts Wood Aloe  
1 part Mace  
1 part Storax (or Gum Arabic)  
1 part Benzoin

*When purifying or consecrating magickal tools, jewelry, quartz crystals & other stones, smolder this incense & pass the tool through its smoke several times. Do this while visualizing the fumes purifying the tool.*

**Consecration Oil**

1/2 dram Frankincense Oil  
1/2 dram Myrrh Oil  
3 drops Cinnamon Oil  
Bay Leaf

**Controlling 1**

1/4 part Clove

3/4 part Vetivert  
1 part Calamus root

*Keep a piece of licorice root in master bottle for the bend over energies this blend needs. Use to anoint all spell items.*

**Controlling 2**

*Red*

Clove  
Vetivert  
Storax

*Particularly useful with love rituals; use with red male figure candle; mix with Voodoo doll stuffing herbs.*

**Controlling Oil**

Two tbsp. Calamus  
2 ozs. Olive Oil

*Place three drops of this oil on another's shoe. To have better control over a situation or person, write the situation or the person's name on a piece of paper, place the paper under a purple candle dressed with this oil. Burn daily until the candle is consumed and your dominance over the situation or person should be established.*

**Courage Incense**

2 parts Dragon's Blood  
1 part Frankincense  
1 part Rose Geranium Leaves (or few drops Rose Geranium Oil)  
Few drops Tonka Bouquet or Oil  
Few drops Musk Oil

*Smolder this incense when you lack courage. If you are in a situation where you cannot burn it, recall its scent & be strong. If Tonka Bouquet is unavailable—use Tonka tincture or vanilla extract.*

**Courage Oil**

3 drops Ginger  
1 drop Black Pepper  
1 drop Clove

*Wear to increase your courage, especially before being introduced to people, prior to public speaking, & other nerve-wracking*

situations.

**Courage Oil**

*Mix equal parts:*

- Rosemary
- Five-Finger Grass
- Gardenia Petals

*Add two tablespoons of the above mixture to two ounces of oil. Add a small piece of High John the Conqueror Root to each bottle of oil made.*

*Add nine drops of this oil to the bath water when applying for a job or asking the boss for a raise. As a perfume, anoint on the throat, below the heart and above the navel to replace fears and timidity.*

**Court Case**

- Hyacinth Oil (main fragrance)
- Lily of the Valley Oil (minor fragrance)
- Lavender (minor fragrance)

*This blend is designed to protect the user against the wrath of the court and to obtain a judgement that is favorable. It is used as an anointing oil for candles or worn as a perfume.*

**Courting Powder**

Muguet

*Excellent when carefully sprinkled on or near someone you care for. Makes him respond favorably to your advances. Creates a desire to marry, if the person is already known to you; otherwise used to get on a friendly basis with someone prior to using a more potent powder to catch them.*

**Court Oil**

*Moss Green*

- 3 oz. Safflower Oil
- 1/2 oz. Bergamot Oil
- 1 dram Allspice oil
- Piece of High John the Conqueror root

**Creative Energy**

Heliotrope

- Orange
- Vetivert
- Ginger

*To promote Creative Empowerment.*

**Crossing Incense/Oil/Powder**

*Brown*

- Bayberry
- Cinnamon
- Myrrh

*A very powerful spell-casting powder which should always be used with extreme care. Use only to cast a hex on your most hated rivals. Never consider trying this blend in jest. Said to be exceptionally good. Use with extreme care for this is very powerful.*

**Crossing Oil**

*Use on candles or charms used in rituals designed to curse another.*

*Mix equal parts:*

- Wormwood
- Pepperwort

*Put two tablespoons in two ounces of Olive Oil.*

*OPTIONAL: add a small piece of ground-ivy root to each bottle of oil.*

**Crossing Powder**

- 1 oz. powdered Wormwood
- 1/2 oz. powdered Pine Needles
- 1/4 oz. Graveyard Dirt
- 1 tbsp. Guinea Pepper
- 1 dram of Crossing Oil
- 4 oz. Talc

**Crown of Success Incense**

- Orris
- Frankincense
- Vetivert
- White Sandalwood
- Gold glitter

*Helps push aside those who hinder your rise upward to success. Stops evil talk. When you are the subject of gossip or*

*slander, this blend stops bad vibrations from affecting you in any way. (One of the most famous Voodoo essences)*

**Crown Of Success Oil**

- 2 parts Sunflower Oil
- 2 parts Orange Oil
- 2 parts Allspice Oil
- 2 parts Ambergris Oil

*Gold glitter added to bottle*

**Crucible of Courage Incense/Oil**

*Blue bottle*

- Vanilla
- Rose
- Lilac
- Lavender

*Gives great amounts of courage to those who are fearful or timid. Used to anoint purple candles and wear the oil when confronting frightening or dangerous situations.*

**Crystal Grove Oil**

- 1/4 oz. Olive Oil
- 10 drops Anise
- 20 drops Violet
- 15 drops Jasmine
- 3 drops Ylang Ylang
- 10 drops Honeysuckle
- Oatstraw
- Peridot

**Crystal Purification Incense**

- 2 parts Frankincense
- 2 parts Coral
- 1 part Sandalwood
- 1 part Rosemary
- 1 pinch finely powdered Salt
- Small purified Quartz crystal point

*Pour a bit of incense (leaving the crystal in the jar) onto charcoal. Smolder & pass the crystal to be purified through the smoke wafting away the stones impurities. Naturally, this incense can be used in connection with the others recommended purifying rituals, or in place of them.*

**Curse-Breaking Incense 1 (Cunningham)**

- 2 parts Sandalwood
- 1 part Bay

*Burn at night near an open window if you feel "cursed". Though curses are rare, if we believe we are cursed, we are! Therefore smolder this incense & visualize it banishing all negativity from you. Repeat this ritual for 7 nights during the Waning Moon, if possible or desirable.*

**Curse-Breaking Incense 2**

- 2 parts Sandalwood
- 1 part Bay
- 1 part Rosemary

*Another like the first.*

**Curse-Breaking Incense 3**

- 2 parts Frankincense
- 1 part Rosemary
- 1 part Dragon's Blood

*Smolder to remove negativity in general.*

**Cursing Incense**

- Patchouli
- Dragons Blood Resin
- Boneset
- Mandrake
- A bag (black silk or velvet)
- Sulfur

*Mix all these ingredients together and place them in the bag. Place this bag in a dark place for 24 hours. Light a black candle as you chant "I invoke the spirits of darkness to fill these herbs!" Let the candle burn out. The incense is now ready for use.*

**D**

**Dambalah**

See Obeah

**Damnation Powder**

*Black*

- Burnt ashes from Palm Leaves
- Holy Water

Beer  
Myrrh  
Lavender

*Another very powerful powder used for hexing an individual you dislike. Sprinkle on burning incense while repeating his name nine times. Use with extreme caution.*

**Dana Oil**

1 dram of Sweet Almond base oil  
1/2 dram Dragon's Blood Oil  
1/2 dram Vervain Oil  
3 Rose Petals  
1 small Quartz Crystal

**Dark Huntress 1**

8 drops of Jasmine  
3 drops of Verbena  
3 drops of Dragon's Blood

*Use to aid you in binding spells.*

**Dark Huntress 2**

1/4 oz. Olive Oil  
7 drops Jasmine  
2 drops Lemon  
7 drops Sandalwood  
7 drops Rosewood  
10 drops dark Musk  
7 drops Ylang Ylang  
7 drops Honeysuckle  
Wormwood  
Garnet

**Dark of the Moon Oil**

2 fl. oz. Tincture of Myrrh  
1 fl. oz. Cinnamon Oil  
1/4 fl. oz. Queen of the Night Oil  
1 fl. oz. Rose Oil

*Blend, bottle and shake well.*

**Day In Court Oil**

Cinnamon Oil  
Anise Oil  
Sandalwood Oil  
Carnation Petals  
Galangal Root

**Delicious Spicy Love Potion (Hulled wine)**

Mortar and pestle  
Red Wine  
Beautiful glasses for serving the wine  
1 red candle  
1 stick of incense  
Saucepan  
3 love herbs, 1 tsp. of each (Please check that the herbs you chose are not poisonous!)

*Prepare your altar, light the incense and candle. Grind the herbs in your mortar and pestle (If you have used it for grinding poisonous herbs, then either buy a new one for cooking, or use a food processor), charge the herbs for your magickal purpose. Put enough wine in the saucepan, simmer, then add herbs slowly. As you do it, feel your intention for love, stir in herbs, keeping your focus.*

*For best results, do on the waxing of the moon and chose herbs that suit your taste. Some herbs and spices do have a very strong taste.*

**Delight Powder**

*Red*

Sandalwood  
Rose  
Melon

*A popular and potent love powder which is most effective when sprinkled on a lover. Forces all inhibitions to leave for the moment. Increases pleasures.*

**Desert of Nights**

3 drops Frankincense  
6 drops Honeysuckle  
3 drops Gardenia

*Use to aid you in love spells. When mixing these oil, focus on confidence, success, romance, and your heart feeling full.*

**Desire Me Oil**

*Red*

3 oz. oil base  
2 drams Jasmine  
1 dram Lotus



1/2 dram white Musk

**Desire Powder**

Rose Petals  
Cloves  
Jasmine Flowers  
Ground Ginger  
Peppermint  
Cinnamon

*Take equal parts of the above-listed ingredients and grind well using a mortar and pestle until a fine powder is left:*

**Determination Incense 1**

1/2 part Althea  
1/2 part Chamomile  
1 part Thyme  
1/4 part Garlic

**Determination Incense 2**

1 part Rosemary  
1 part Willow  
1 part Musk Root  
Few drops Musk Oil

**Determination Incense 3**

1/2 part Allspice  
1-1/4 part St. Johns Wort  
1/2 part Southernwood  
3/4 part Willow

**Devil's Master Incense**

*Red*

Cinnamon  
Red Sandalwood  
Chili Powder

*Burn to gain power over those of the opposite sex you strongly desire.*

**Devil's Snuff Powder**

Same as Devil's Master, but add bayberry

*Use to dust your hands carefully for temporarily blinding all opponents. Stops others from interfering in your personal business.*

**Divine Intervention Incense**

1/2 part Dragon's Blood  
1/2 part Frankincense

1/4 part Angelica  
3/4 part Galangal  
1/2 part Bay  
1/2 part Sandalwood  
1/4 part Cinnamon

**Diana of the Moon Incense**

*Equal parts:*

Gum Mastic  
Jasmine  
Mandrake Root  
Orris Root  
Few drops Wintergreen Oil

*It is recommended that it be made in the hour and the day of the Moon—i.e. the first or eighth hour after sunrise, or the third or tenth hour after sunset, on a Monday.*

*Thoroughly mix and moisten with a little clear mineral oil.*

**Dionysus**

9 parts. Amber  
9 parts Pine  
9 parts Musk

*On a Saturday (as the moon increases in February), in either hour of Venus, stir together the ingredients in order making sure to charge each oil first and then again between each addition. Be certain that the oils are blended well with each addition.*

*I find that heating them slightly helps to bind the oils together well. Just be sure to heat them by setting CLOSED vials in very hot but NOT boiling water until the water is cool.*

*Shake well before opening. Caution must be exercised as some glass does not endure heat well. If the water is too hot they may burst. Test tubes with a cork work well.*

*To make this into a perfume simply dilute the oil with pure grain alcohol to which you've added a bit of blackberry brandy. If the liquor looks swirled, you've too much oil.*

*It usually looks a milky purple when*

*finished, but a lot depends on the quality of the oils and the brandy. I let this set for several months before using and it smells heavenly!*

**Divine Spiritual Bath Recipe**

*Purple*

- 4 parts Sandalwood
- 2 parts Myrrh
- 1 part Frankincense
- 1 drop Cinnamon

**Divination Incense 1**

- 1 part Clove
- 1 part Chicory
- 1 part Cinquefoil

*Smolder during or directly before using Tarot cards, Runes, etc. But be aware: Doesn't smell good!*

**Divination Incense 2**

- 2 parts Sandalwood
- 1 part Orange Peel
- 1 part Mace
- 1 part Cinnamon

*Another like the above, & this one smells better.*

**Divination Incense 3**

- Olibanum
- Cloves
- Camphor
- Gum Mastic
- Wormwood
- Bay Leaves
- Cinquefoil
- Dittany of Crete

**Divination Incense 4**

- Damiana
- Dittany of Crete
- Jimson Weed Seeds
- Saffron
- Anise
- Solomon's Seal
- Psyllium Seed
- Frankincense
- Myrrh

**Divination Incense 5**

- 1 part Clove
- 1 part Chicory
- 1 part Cinquefoil

**Divination Incense 6**

- 1 part Verbena
- 1/2 part Lesser Celandine Flowers
- 2 parts Fowan Berries
- Pinch Salt

**Divination Incense 7**

- 2 tbsp. Meadowsweet
- 2 tbsp. orange peel
- 1 1/2 tsp. hibiscus flowers
- 1/2 tsp. Dandelion Leaf
- 1 tsp. Lemon Grass
- 1/2 tsp. Mugwort
- 1/8 tsp. Rowan Leaf
- 1/2 tsp. Orris Powder
- 2 drops Orange Oil
- 1 drop Cinnamon Oil
- 1 drop Bay Oil
- 1 drop Clary Sage oil

**Divination Incense 8**

- 1 part Patchouli
- 1 part Cinnamon
- 1 part Juniper
- 1 part Sandalwood
- Few drops Clove Oil

**Divination Incense 9**

- 2 parts White Sandalwood
- 1 part Acacia
- 1 part Hazelwood
- 1/8 part Clary Sage
- 1/2 part Calendula
- 1/2 part Bay
- Pinch of Nutmeg

**Divination Oil 1**

- Musk Oil (main)
- Ambergris Oil (minor)
- Vetivert Oil (minor)
- Violet Oil (minor)
- Lilac Oil (minor)

*Divination oil is intended to open up the psychic facilities for clarity and increased eyesight. It is often used as an anointing oil on the forehead (third eye) and the*

*temples.*

**Divination Oil 2**

- 4 drops Camphor Oil
- 2 drops Orange Oil
- 1 drop Clove Oil
- 1 tbsp. base oil

**Divination Oil 3**

- 4 drops Lotus Oil
- 1 drop Clove Oil
- 1 drop Orange Oil
- 2 drops Sandalwood Oil

**Divination Bath**

- 3 parts Thyme
- 2 parts Yarrow
- 2 parts Rose
- 1 part Patchouli
- 1 part Nutmeg

*Bathe in this mixture directly before practicing any form of divination, to relax the conscious mind and to stimulate psychic awareness.*

**Divination Bath Salts**

- 3 drops Sandalwood Oil
- 3 drops Lavender Oil
- 3 drops Patchouli Oil
- 1 cup Salt

*Mix. Use 1/2 cup per bath.*

**Divine Delight Incense**

- Dry peel of one Orange
- 1 tsp. Nutmeg
- 1 tsp. Vanilla Extract
- 1 tsp. Almond Extract
- Petals of one Carnation
- Petals of one Rose

*To honor your Personal Deity*

**Divine Intervention Incense**

- 1/2 part Dragon's Blood
- 1/2 part Frankincense
- 1/4 part Angelica
- 3/4 part Galangal
- 1/2 part Bay
- 1/2 part Sandalwood
- 1/4 part Cinnamon

**Divorce Incense**

*To get one.*

- 1/2 part Frankincense
- 1/2 part Rue
- 1/2 part Allspice
- 1/4 part Marjoram
- 3/4 part Pennyroyal
- 1/2 part Yarrow
- 1/8 part Camphor Resin
- 1/2 part Sandalwood

**Dixie Love Perfume Oil**

*Red*

- Patchouli
- Cinnamon
- Jasmine

*A powerful attraction oil which induces those of the opposite sex to readily give in to your every whim. It inspires romance and lovemaking. Makes all charms even more appealing.*

**Domestic Tranquility Incense**

- 3/4 part Sage
- 1/4 part Rue
- 1/2 part Ground Ivy
- Few drops of Bayberry Oil
- 1/4 part Bayberry
- 1-1/4 parts Linden

**Domination**

- 4 parts Patchouli
- 4 parts Vetivert
- 1 part Lime
- 1 part Frankincense
- 1 part Calamus Root
- 1 part Licorice Root

*Keep a piece of Calamus Root in the master bottle. Use in all ways of Domination. Anoint seals, mojo bags, candles, etc.*

**Double Cross Oil (O'Hara) 1**

- Myrrh (main)
- Mimosa (main)
- Jasmine (main)
- Patchouli (main)
- Clove (trace)

*A magical blend that spans the disciplines of different traditions of folk magick, Doublecross was created to turn back any negative magick and undo the hex of an adversary practitioner.*

**Double Cross Incense/Powder**

*Black*

Mistletoe powder  
Red Sandalwood  
Bluing Powder  
Corn meal  
Sage

**Double Fast Luck Incense**

*Green*

*Same as Fast Luck with powdered dollar bill*

*A very powerful means of increasing your luck in all areas of life.*

**Dove's Blood Incense**

*Red*

Dragon's Blood  
Rose  
Bay

*A special blend of incense designed to bring peace of mind and happiness.*

**Dove's Blood Ink**

1 part Dragon's Blood Resin  
2 drops Cinnamon Oil  
2 drops Bay Oil  
10 parts Alcohol  
1 part Gum Arabic  
2 drops Rose Oil

**Dove's Eye Incense**

*Red*

Red Carnation Petals  
Frankincense  
Vanilla  
Cardamom  
Marjoram

*Use for same purpose as Dove's Blood Incense. Works equally well.*

**Dove's Heart Incense**

*Pink*

Lavender  
Rose  
Wisteria  
Lilac

*Will calm restless souls and solve all problems of the heart. Soothes love feelings.*

**Dragon's Blood Crystal Bath**

*Red*

Rock Salt base  
Red Coloring  
Pinch Dragon's Blood  
Drop Cinnamon Oil  
Drop Mint Oil

*A protective bath, said to attract peace of mind and love.*

**Dragon's Blood Ink**

1 part Dragon's Blood Resin  
15 parts Alcohol  
1 part Gum Arabic

**Dragon's Blood Oil**

1 part Dragon's Blood  
15 parts Olive Oil  
1 part Gum Arabic

*Use only for uncrossing a friend who has been hexed. Used to anoint the hexed person; not used for candle anointing. Works best at midnight in a cemetery.*

**Dragon's Hoard Oil**

1 part Clove  
1 part Patchouli  
3 parts Frankincense  
1 part Pine  
1 part Bergamot

*Helps you find opportunity and resources.*

**Dragon's Smoke Bath Salts**

*Green*

1 cup Sea Salt  
5 drops Cherry Oil  
2 drops Anise Oil

*For prosperity.*

**Draw Across Powder**

*Red*

Footprint in dirt  
Patchouli Leaves  
Cinnamon

*A special blend utilized to increase sexual magnetism. Pulls others to you and forces friendships to develop. A popular mixture. (Brings people to you; sprinkle around the home)*

**Draw and Strengthen Love Incense**

2 parts Sandalwood  
1/2 part Basil  
1/2 part Bergamot  
Few drops Rose Oil  
Few drops Lavender Oil

**Draw Back Powder**

*Red*

Dragon's Blood

*Sprinkle all around your home. No one will be able to cast a spell on you. Prevents hexing from ever taking place. Reverses the effect of evil things.*

**Draw Back Incense**

*Red*

Dragon's Blood

*A restrainer. Stops others from placing any type of hex or curse on you. Burn in combination with sprinkling Get Away Powder*

**Drawing Powder**

*Blue*

Jasmine  
Violet  
Lavender

*Rub on your hands and sprinkle around the altar before calling the spirits. Helps attract good luck and assistance in all important matters. Assists in quieting the nerves as well.*

**Dream Chaser Oil**

1/4 oz. Olive Oil  
13 drops Lavender Oil  
13 drops Violet Oil  
10 drops Sandalwood or Rosewood Oil  
7 drops Lemon Oil  
7 drops Lemongrass Oil  
Pinch of Mugwort Herb  
Piece of Valerian Root

*Clear quartz crystal in bottle*

**Dream Incense 1**

2 parts Sandalwood  
1 part Rose Petals  
1 part Camphor  
Few drops Tuberose or Jasmine Oil

*Burn a bit in the bedroom prior to sleep to produce psychic dreams.*

*Remove the censer from the room before retiring. Use only genuine camphor.*

**Dream Incense 2**

Camphor  
Aloes Wood  
Jasmine  
Cucumber Seeds  
White Sandalwood  
White Rose Petals

*Mix in equal parts.*

**Dream Incense 3**

1/4 oz. Bayberry  
1/4 oz. Sandalwood  
1/4 oz. Anise Seed  
1/2 oz. Patchouli Leaves (or a few drops oil)  
1 oz. Myrrh  
1 oz. powdered Charcoal  
1 oz. Benzoin

*Add enough gum tragacanth mucilage to make a paste and shape into cones.*

**Dream Incense 4**

Camphor  
Aloeswood  
Jasmine  
Cucumber Seeds  
White Sandalwood

White Rose.

**Dreaming True Incense 1**

1 part Lavender  
1 part Rosemary  
1 part Peppermint  
1 part Thyme  
Pinch of Poppy Seeds

**Dreaming True Incense 2**

1 part Camphor  
1 part powdered Aloes Wood  
1 part Jasmine  
1 part pulverized Cucumber Seeds  
1 part White Sandalwood

**Dream Oil 1**

*Indigo Blue*

Marjoram Oil  
Mugwort infused Olive Oil  
Blue Chamomile Oil  
Sandalwood Oil  
Add a Sodalite stone to bottle

**Dream Oil 2**

*Equal parts:*

Lemon Peel or Flowers  
Frankincense  
Myrrh

*Mix 2 tbsp. of this with 2 oz. olive oil.  
Steep until strongly scented. Strain and  
add a bit of Five Finger Grass to bottle.*

**Dream Oil 3**

5 drops Lavender Oil  
2 drops Rose Oil  
1 drop Jasmine Oil  
1 drop Clove Oil  
1 drop Clary Sage Oil

**Dream Oil 4**

3 drops Frankincense  
3 drops Lemon  
3 drops Basil  
2 tsp. carrier oil

**Dream Oil 5**

2 drops Sandalwood  
2 drops Geranium  
2 drops Lemon

2 drops Neroli  
2 drops Rosemary  
2 tsp. carrier oil

**Dream Oil 6**

4 drops Helichrysum  
3 drops Basil  
3 drops Tangerine  
2 tsp. carrier oil

**Dream Potion**

10 drops Jasmine Oil  
10 drops Nutmeg Oil  
3 drops Clary Sage

*Not for internal consumption*

**Dreams/Visualization**

Sandalwood  
Bergamot  
Ylang Ylang  
Juniper  
Blue Tansy  
Tangerine  
Black Pepper  
Anise

**Dreamtime Bath Salts**

*Light blue*

2 cups Sea Salt  
10 drops Jasmine Oil  
5 drops Lavender Oil  
5 drops Orange Oil

*Use 1/4 to 1/2 cup per bath.*

**Dreamtime Salve**

2 parts Mugwort  
1 part Rosemary  
1/2 part Spearmint  
1/2 part Calendula  
1/2 part Sage  
1/4 part Lavender

*Steep herbs in warmed olive oil to cover,  
strain and add melted beeswax (1/4 cup  
wax chips to 1/4 to 1/2 cup strained oil),  
few drops tincture of Benzoin or Vitamin E  
as a preservative.*

**Dream Tea**

2 parts Rose Petals

1 part Mugwort  
 1 part Peppermint  
 1 part Jasmine Flowers  
 1/2 part Cinnamon

*Mix, add one teaspoon to a cup of boiling water, and let steep for a few minutes. Drink before going to bed to promote psychic dreams.*

**Dream Powder**

Powdered Licorice Root  
 Powdered Cinnamon  
 Powdered Cardamom  
 Powdered Coriander

*Sprinkle on sheets at night.*

**Druid Curse**

1/16 oz. Dill  
 1/4 oz. Galangal  
 1/8 oz. Anise  
 1/16 oz. Hyssop  
 1/4 oz. Myrrh

**Dryad**

Musk (main scent)  
 Oakmoss (minor scent)  
 Civet (trace)  
 Vanilla (trace)

*An excellent blend for pursuing the arts of natural magick, this preparation was specially designed for contacting the elemental sprits of the earth.*

**E**

**Earth Incense (Elemental)**

2 parts Pine Resin or Needles  
 1 part Patchouli  
 1 pinch finely powdered Salt  
 Few drops Cypress Oil

*Burn for invoking the powers of the element of earth for money, stability & so on.*

**Earth Incense (Planetary)**

1 part Pine Needles  
 1 part Thyme  
 Few drops Patchouli Oil

*Burn to honor the Earth, & for all earth-reverencing rituals.*

**Earth Incense Special**

1 part Nutmeg  
 1 part Oak Moss  
 2 parts Orris  
 1 part Rosemary  
 2 parts Myrrh  
 2 parts Sandalwood, Red  
 1 part Benzoin  
 1 part Vanilla Powder  
 4 parts Patchouli  
 4 parts Basil  
 3 parts Allspice  
 3 parts Chamomile  
 2 parts Bay  
 1 part Cardamom  
 2 parts Cinnamon  
 1 part Juniper Berries  
 2 parts Vetivert

**Earth Mother Perfume**

Musk Oil  
 Patchouli Oil  
 Rose Oil

*Blend in equal parts, bottle and shake well.*

**Ease Emotional Pain Incense**

3 parts Bay  
 3/4 part Allspice  
 1/4 part Dragon's Blood  
 3/4 part Storax

**Easy Life Powder**

*Brown*

Gum Mastic  
 Cloves  
 Ginger  
 Lemon  
 Orange Peel  
 Cassia

*A special blend which allows you to relax while others do your work. Sprinkle on any person you wish to gain control over. Lets you dominate their thoughts.*

**Easy Times**

*Green*

- Lilac
- Clove
- Piece of cut-up-dollar bill

**Easy Wrath Powder**

*Blue*

- Ashes
- Red Pepper
- Rose
- Jasmine
- Sandalwood

*Toss on any person who is angry over something you have done. Eliminates all feelings of animosity. Also good for overcoming hatred.*

**Eau de Lavande des Millefleurs**

*(from the "Art of Perfumery," 1855)*

- 1/4 oz. Lavender Oil
- 60 drops Essence of Musk
- 30 drops essence of Ambergris
- 30 drops Bergamot
- 8 oz. perfume diluent

*Mix by agitation. Then add:*

- 22 drops Clove Oil
- 8 drops Cinnamon Oil
- 8 drops essence of Ambergris

**Egyptian Incense**

- 4 parts Frankincense
- 3 parts Gum Arabic
- 2 parts Myrrh
- 1 part Cedar
- 1 part Juniper
- 1 part Calamus
- 1 part Cinnamon

*Burn during Egyptian rituals, or to honor any ancient Egyptian deity, such as Isis, Thoth, etc.*

**Egyptian Incense**

- Camphor
- Acacia
- Pine Resin
- Calamus
- Myrrh

Sweet Rush

**Egyptian Love Incense**

- 1/2 oz Benzoin
- 1/2 oz Cinnamon
- 1/2 oz Galangal
- 1/2 oz Frankincense
- 1 oz Myrrh
- 3 drops Honey
- 3 drops Lotus Oil
- 1 drop Rose Oil
- Pinch of dried & pulverized Orris Root

**Egyptian Oracle Bath Salts**

- 1 cup sSlt
- 6 drops Patchouli oil
- 8 drops Sandalwood
- 3 drops Acacia
- 2 drops Cinnamon

**Egyptian Temple**

*Purple*

- Myrrh
- Balm of Gilead
- Frankincense
- Orange Peel
- Lotus
- Costus (Sweet Flag)

*The basic purpose of this mixture is to purify, banish and make sacred the temple area.*

**Egyptian Vision**

See Spiritual Vision

**Eightfold Hearth Incense**

- 2 parts Dragon's Blood
- 2 parts Myrrh
- 1 part Juniper
- 1/2 part Sassafras
- 1 part Orange Flowers
- 1/2 part Rose Petals

*Burn for a safe, warm, loving home. Also give as a gift to others.*

**Eleventh Degree Oil**

- Frankincense
- Ambergris
- Rose
- Lily



Lilac  
Almond  
Coconut Oil

**Employment Potion**

1 part Sandalwood Oil  
1 part Patchouli Oil  
1 part Clove Oil  
1 part Frankincense Oil  
1 part Nutmeg Oil

**Empowerment**

Carnation  
Ginger  
Frankincense  
Sandalwood  
Myrrh

*To promote personal empowerment!*

**Empowerment Oil**

1/2 oz. base oil  
1 pinch Purple Basil  
1 pinch Myrrh  
1 pinch Cinnamon

**Enchanted Evening**

*Burned in the home if a party is planned.*

1 tsp. Catnip  
1 tsp. Lavender  
1 tsp. Allspice  
1 tsp. Daffodil Petals  
1 tsp. Heather  
1 tsp. Mistletoe  
1 tsp. Pennyroyal

**Enchantment 1**

Ginger  
Ylang Ylang  
Sweet Pea  
Musk

*Aphrodisiac blend.*

**Enchantment 2**

Neroli  
White Musk

**Enchantress**

3 drops Acacia  
8 drops Wisteria

*Use to aid you in love spells. When mixing these oil, focus on confidence, success, romance, and your heart feeling full.*

**Enchantress Love Brew**

6 Mint Leaves  
1/2 liter of Orange Juice  
Juice from 2 Limes

*As you make this mixture, imagine your body filling with sexual energy, infuse your energy into the brew. Mix on a Friday, on the waxing moon. Serve chilled in beautiful glasses and add extra mint leaves to the glasses. Give to your lover when he/she gets home, and be ready for a night of passion.*

**End an Affair Incense**

1/4 part Menthol  
1-1/2 part Willow Leaves  
1-1/2 part Lavender

**Ending Oil**

*Take white plate. Make three crosses in red coloring. Wash with Van Van into receptacle. Make sure the crosses dissolve into the Van Van.*

**End Negativity and Give Hope Incense**

1 part Thyme  
1/2 part Rue  
1/2 part Sweet Woodruff  
1/2 part Cloves

**End Negativity and Give Hope Incense #2**

1 part Dittany of Crete  
1/2 part Chamomile  
1/4 part Patchouli

**End Negativity Incense**

1 part Marjoram  
1 part Thyme  
1/2 part Oregano  
1/4 part Bay Leaves  
1/4 part Cloves

**End Nightmares Incense**

1 part Thyme  
1 part Willow

1 part Chamomile

**Energy**

Vanilla  
Musk  
Lemon Verbena

**Energy Oil**

4 drops Orange  
2 drops Lime  
1 drop Cardamom

*Wear when feeling depleted, when ill, or just to strengthen your own energy reserves. Especially useful after heavy magickal ritual to recharge your bodily batteries.*

**Enochian**

Frankincense  
Rose  
Hyssop  
Myrrh

**Enticing Love Incense**

1 oz. Rose Petals  
1/4 oz. Sweet Bugle (Calamus Root)  
1/2 oz. Cinnamon  
1/4 oz. Anise Seed  
1/4 oz. Frankincense  
1 oz. powdered Sandalwood  
1/4 tsp. Saltpeter  
2 drams Tincture of Benzoin  
1 dram Seduction Oil

*1. Be sure all herbs, spices, peels, and flowers are completely dry.*

*2. All dry ingredients must be ground into a fine powder.*

*3. Mix all ingredients in a small glass container with a clean stick or your fingers.*

*4. Let the incense stand over night to dry.*

*5. Store any unused incense in a tightly capped glass jar away from light.*

*6. These incenses need self-igniting charcoal. Check the classified ads. Or, in a pinch, you might try to smolder some in a*

*small, heavy pan on top of your stove.*

*7. For best results, try to blend your energies with the incense as you prepare and use it.*

*This incense is used in rituals designed to attract, hold, or strengthen love. You can also smudge your home with it to keep an atmosphere of love and happiness all around.*

**Envy & Jealousy Powder**

Bayberry  
Vetivert  
Sassafras  
Arrowroot

*Eases feelings of jealousy when placed on the door of anyone you wish to gain confidence with. Use sparingly.*

**Erotic Exotic Oil**

1 part Bergamot Oil  
1 part Lemon Oil  
1 part Ylang Ylang Oil

**Erzulie Oil**

*(Haitian Goddess of love and dreams)*

Rose  
Geranium

*For letting more sensuality in your life, and to increase your bliss and tolerance.*

**Erzulie's Voodoo Bread Pudding & Bread Pudding Love Sauce**

*Bread Pudding Recipe:*

6 ½ oz. stale French bread  
2 cups Milk  
2 Eggs  
1 cup Sugar  
10 oz. soft Margarine  
3 tbsp. Melted Butter  
1/3 Cup Raisins  
1 tsp. powdered Grains of Paradise  
1 tsp. powdered Orris Root

*Break bread into piece and place in large bowl. Add milk and let sit until bread is soaked. Add eggs, sugar, margarine, raisins, vanilla, orris root, and grains of*

*paradise. Mix well. Coat bottom of baking pan with butter, pour bread mixture into pan. Bake at 350 degrees for 50 minutes or until pudding is golden brown. Allow to cool and cut into 4-inch square portions; place each portion into a separate dish.*

*Love Sauce Recipe for Bread Pudding:*

3/4 cup Brown Sugar  
1 Egg  
1 stick melted Butter  
1 cup Dark Rum

*Heat in skillet over a low flame for about 30 second. Pour over your bread pudding or ice-cream.*

**Esbat Incense 1**

4 parts Frankincense  
3 parts Myrrh  
2 parts Benzoin  
1 part Sandalwood  
1 part Gardenia Petals  
1/2 part Orris  
1/2 part Thyme  
1/2 part Poppy Seed  
1/2 part Rose Petals

*Burn during rituals & spells on the Full Moon, or at any Wiccan gathering other than the Sabbats.*

**Esbat Incense 2**

2 tsp. Myrrh  
1 tsp. Sandalwood  
1 tsp. Lavender  
1 tsp. Lemon Peel  
1 tsp. Orange Peel  
1 tsp. Cinnamon

**Esbat Incense 3**

Patchouli  
Calamus  
Mugwort  
Cinnamon  
Sandalwood  
Ambergris  
Camphor (to scent)

**Esbat Oil**

Mint  
Vervain

**Essence of Red Lavender (1855)**

*An old Victorian remedy for "nervous attacks"*

Fill a quart bottle with Lavender Blossoms and pour as much brandy over them as it will contain.

Let stand 10 days; strain.

Add 1/4 oz. each of Nutmeg, Cloves, Mace and Cochineal, and bottle. A little is taken on a sugar cube. For bowel complaint, mix 1 tsp. in 1/2 glass of peppermint water.

**Essential Oil Simmer Recipes**

*These recipes are to be used in a simmering potpourri holder, sometimes known as an oil burner.*

**Romantic Dinner**

2 drops Ylang Ylang  
2 drops Vetivert or 1 drop pure Rose Oil  
1 drop Sandalwood  
Rosewater base.

**Togetherness**

2 drops Vetivert  
2 drops Rosewood  
2 drops Bergamot or 3 drops Geranium  
3 drops Cinnamon

**Sweet Sensuality**

3 drops Ylang Ylang  
1 drop Vanilla  
1 drop Geranium  
1 drop Sandalwood or 3 drops Clary Sage  
3 drops Ylang Ylang

**Erotic**

2 drops Sandalwood  
3 drops Ylang Ylang  
1 drop Patchouli or Rosemary or 1 drop Petitgrain  
2 drops Ylang Ylang  
1 drop Geranium  
1 drop Patchouli

**Aphrodisiac**

2 drops Ylang Ylang  
2 drops Clary Sage  
2 drops Jasmine

**Slow Seduction**

3 drops Clary Sage  
3 drops Sandalwood

**Sensual Massage 1**

*To be used in burner not on your partner*

- 2 drops Sandalwood
- 2 drops Coriander
- Rosewater base

**Sensual Massage 2**

- 2 drops Lime
- 2 drops Ylang Ylang
- Vanilla water base

**Sacred Sex**

- 2 drops Vetivert
- 2 drops Ylang Ylang
- 2 drops Patchouli or 2 drops Rose Otto
- 2 drops Palma Rosa
- 2 drops Geranium

**Increase Sex Drive**

- 3 drops Ginger
- 3 drops Geranium

**Obsession**

- 3 drops Neroli
- 3 drops Chamomile or 6 drops Frankincense

**Frigidity**

- 2 drops Neroli
- 2 drops Ylang Ylang
- 1 drop Jasmine
- 1 drop Rose

**Celibacy**

- 6 drops Marjoram

**Moving On**

- 3 drops Cypress
- 3 drops Lemon

**Separation**

- 3 drops Rosemary
- 3 drops Bergamot or 3 drops Peppermint
- 3 drops Lemon

**Heartbroken**

- 2 drops Bergamot
- 2 drops Juniper
- 2 drops Sandalwood or 3 drops Patchouli
- 3 drops Lime or 3 drops Basil
- 3 drops Orange

**Eve Oil**

*Red*

- Apple Blossom
- Rose

Lemon Oil  
(For powder use *Blue*)

*A very powerful aphrodisiac. Use sparingly and with care.*

**Evil Eye Perfume Oil**

*Take white plate. Draw eye with blue coloring. Wash into receptacle with Van Van. A highly protective oil which aids the user in averting evil spells and hexes. Rub on hands daily for seven days, protection lasts up to one year.*

**Excalibur Oil**

- 1/4 oz. Almond Oil
- 15 drops Lemon Oil
- 9 drops Orange Oil
- 4 drops Thyme
- 2 drops Ginger
- 5 drops Rose Geranium
- 1 drop Cinnamon
- 14 drops Lavender
- Thyme
- Clear Quartz

**Exodus Oil**

- 2 oz. Safflower Base
- 1oz Patchouli
- 1 dram Myrrh
- 1 dram Narcissus

*Keep devil's shoesring root in master bottle*

**Exorcising Incense**

- 2 parts Juniper Berry
- 2 parts Birch Wood
- 1 part Avens
- 1/2 part Basil
- 1/2 part Asafetida
- 1/2 part St. Johnswort
- 1/2 part Fumitory
- 1/2 part Rue

**Exorcism Incense 1 Cunningham**

- 3 parts Frankincense
- 1 part Rosemary
- 1 part Bay
- 1 part Avens
- 1 part Mugwort

1 part St John's Wort  
1 part Basil  
1 part Angelica

*Burn with open windows in disturbed places as a heavy purification incense, & breathe through your mouth while smoldering this.*

**Exorcism Incense 2 (Wylundt)**

1-1/4 parts St. Johnswort  
1/2 part Bay  
1/2 part Yarrow  
1/4 part onion

**Exorcism Incenss 3**

1/8 part Asafetida  
1/2 part Benzoin  
1/2 part Frankincense  
1/2 part Angelica  
1/2 part St. Johnswort  
1/2 part Cascara Sagrada

**Exorcism Incense 4**

1 part Wormwood  
1 part Cascara Sagrada  
1/2 part Orris  
1/2 part Solomon's Seal

**Exorcism Incense 5**

1 part St. Johnswort  
1/2 part Wormwood  
1/2 part Bay  
1/4 part Frankincense  
1/2 part Angelica

**Exorcism Incense 6**

2 parts Frankincense  
2 parts Copal  
2 parts Dragons Blood  
1/2 part Angelica  
1/2 part Clove  
1/2 part Rosemary  
1/2 part Peppermint  
1/2 part Basil

**Exorcism Oil (Tarotstar)**

*Take equal amounts of these oils:*

Hyssop Oil  
Clover Oil  
Lavender Oil

Controlling Oil

*Keep Hyssop Herb in the master bottle.*

**Exorcism/Protection Oil**

*Mix in desired quantities:*

Peppermint  
Rosemary  
Myrrh  
Frankincense  
Copal  
Sandalwood  
Clove

**Eyes for Me Oil**

Musk (main)  
Civet (main)  
Gardenia (main)  
Ambergris (minor)  
Myrrh (minor)

*This blend was created in response to a request to stimulate fidelity in a lover.*

**Eye of Bat Incense**

Equal parts:  
Myrrh  
Dragons Blood  
Bayberry Powder

*Same as Bats Blood (above).*

**Exorcism Oil #2 (Tarotstar)**

*Royal Blue*

3 oz. light Vegetable Oil  
2 oz. Healing Oil  
2 oz. Blessing Oil  
2 drams Sandalwood oil  
1 dram Bergamot oil  
1 dram Myrrh oil  
1 dram Frankincense oil  
2 capfuls Lemon Verbena

*Keep Myrtle Leaves and Buds in master bottle*

**F**

**Faery Enchantment Oil**

Rose

Thyme  
Evening Primrose

*This oil will aid in opening up your third eye so that you may view the Savage Garden (the Faerie Realm). If the fae permit it, that is.*

**Faerie Fire Oil**

1 Garnet, crushed  
1 dram Dragon's Blood Oil  
Coriander Seeds  
1 dram Almond Oil

*Warm over low heat*

**Faerie Fire**

1/4 oz. Almond Oil  
12 drops Peach Oil  
5 drops Ylang Ylang  
4 drops New Mown Hay Oil  
4 drops Dark Musk  
2 drops Chamomile  
2 drops Poppy Oil  
2 drops Dragons Blood Oil  
Chamomile Flowers  
Oatstraw  
Peridot  
Garnet

*Useful in contacting Faeries connected with the Fire element: Will o' the wisps, Flame Dancers, etc.*

**Faerie Fire Oil (Galenorn)**

1/4 oz Almond Oil  
12 drops Peach  
4 drops dark Musk  
2 drops Chamomile  
2 drops Poppy  
5 drops Ylang Ylang  
4 drops New Mown Hay  
2 drops Dragons Blood  
Chamomile, Oat Straw, Peridot and Garnet, for the master bottle

*For contacting fire elementals, like flame dancers*

**Faerie Flower Oil**

1 dram Elder Flower Oil  
1 dram Lavender Oil

Dried Rosebuds

**Faery Incense (Stewart, based on Henley)**

*Do not powder or machine grind this incense: the ingredients should be mixed but allowed to remain in original leaf, berry, and resin, rough forms.*

Equal parts by weight:

Feverfew  
Vervain  
Tansy  
Mugwort  
Mistletoe Leaf and Berries  
Elecampagne Root  
Hellebore  
Hawthorn Berries and Flowers  
Juniper Berries  
Broom Flowers  
Red Rose Petals  
Rose Hips  
Vetivert  
Oakmoss

*Other optional ingredients to include are: Hops, Cronewort, Rosemary (less of this), Thyme (especially seeds), Fern Seeds, Rowan Berries and/or flowers, Elderberry Flowers and/or Berries, Poppy Seeds, Lemon Balm, Wormwood, Cedar Wood (powder or shavings), Pine Resins (in moderation as some are very strong).*

*Add equal parts by weight:*

Benzoin Powder  
Frankincense Powder or Grains  
White Copal

*Next add:*

1/3 oz Valerian Root  
20 to 30 drops pure Rose Oil (natural, not synthetic)

*Other essential oils that may be added instead of rose, or sometimes in addition are Vetivert, Oakmoss (makes sharper incense). Amber and Labdanum (rock rose) deepen the tone of the incense. Do not use synthetics.*

*Do not use oils such as Sandalwood, Patchouli, Neroli, etc.*

*NOTE: adding myrrh powder, grains, or*

oil, changes the effect of the incense.

*MIXING and STORING: Blend the mixture by shaking thoroughly and sealing in an airtight glass jar. Shake occasionally, to blend the resins and oils into the leaves. This incense improves with shaking and storage. After six months it is really well blended, though you can (of course) use it straight away if you have to. Burn on charcoal.*

**Faerie Magick Oil (Galenorn)**

- 1/4 oz Almond Oil
- 7 drops Lemon
- 10 drops Gardenia
- 7 drops Jasmine
- 11 drops Violet
- 5 drops Lavender
- 7 drops Lemongrass
- 7 drops Rose Geranium
- 7 drops Ylang Ylang
- Jasmine and Violet Flowers
- Peridot and Moonstone for the master bottle

**Faery Fire Oil (Cabot)**

- 1 Garnet
- 1 dram Dragon's Blood
- 1 dram Almond Oil
- Coriander Seeds

*Warm all ingredients in an enamel pan on low heat. Allow to cool in a clear, white or aqua-coloured bottle.*

**Faery Flower Oil (Cabot)**

- 1 dram Elder Oil
- 1 few dried Rosebuds
- 1 dram Lavender Oil

*Warm slowly in an enamel saucepan. Let cool. Pour into magick bottles and use in spellwork and ritual anointing.*

**Faery Incense 1**

*1 oz. each of:*

- Feverfew
- Vervain
- Tansy
- Mugwort
- Mistletoe Leaf and Berries

- Elecampane Root
- Hellebore
- Hawthorn Berries and Flowers
- Juniper Berries
- Broom Flowers
- Red Rose Petals
- Rose Hips
- Vetivert
- Oakmoss
- Add 1 oz. each of Benzoin and Frankincense
- 1/3 oz. Valerian Root
- 20-30 drops Rose Oil (or Labdanum, Oakmoss or Amber)

**Faery Incense 2**

- 2 Mix together 50 percent Faery Incense 1 (above)
- 25 percent Red Rose Petals
- 25 percent Frankincense Resin

**Faery Incense 3**

- 3- 34 gm Faery Incense 1 (above)
- 17 gm Red Rose Petals
- 17 gm Frankincense
- 27 drops Labdanum oil
- 16 drops Frankincense oil
- 12 drops Rose Oil

**Faery Love Incense**

- 2 tsp. Mullien
- 2 tsp. Ginger Root
- 2 tsp. Cinnamon
- 2 tsp. Rosemary
- 2 tsp. False Unicorn Root
- 2 tsp. Cinquefoil
- 2 tsp. Thyme
- 2 tsp. Lavender
- 1/4 tsp. High John Oil
- Small piece Rose Quartz
- Small piece Black Tourmaline
- Small piece Tiger's Eye
- Small piece Amethyst

**Faery Magick Oil (Galenorn)**

- 1/4 ounce Almond Oil
- 7 drops Lemon Oil
- 10 drops Gardenia Oil
- 7 drops Jasmine Oil
- 11 drops Violet Oil
- 5 drops Lavender Oil
- 7 drops Lemongrass Oil
- 7 drops Rose Geranium Oil

7 drops Ylang Ylang Oil  
Jasmine and Violet Flowers  
Peridot  
Moonstone

*Useful for working with Faery Magick.  
Wear it on Midsummer's Eve to increase  
chances of Faery encounters.*

**Fairy Enchantment Oil (Dunwich)**

10 drops Rose  
5 drops Thyme  
1 tbsp. Evening Orimrose Oil

*For faery magick. Sprinkle it around the  
yard or garden to attract fairies. Rub on  
the third eye, on the night of the full moon,  
to enable you to see the fairy realm.*

**Fairy Incense**

2 tbsp. dry Tangerine Peel  
1 tbsp. Anise Seed  
1 tsp. Thyme  
1 tsp. Ginger  
1 tsp. Cinnamon  
1 tsp. Strawberry Extract  
Dried petals of 1 pink Rose

**Fairy Ring Incense**

Elder Flower  
Lavender  
Musk  
Lilac  
Frankincense  
Myrrh

**Fall Sabbat Incense**

3 parts Frankincense  
2 parts Myrrh  
1 part Rosemary  
1 part Cedar  
1 part Juniper

*Burn during fall & winter Sabbat rituals.*

**Far Sight Oil**

Acacia  
Cassia  
Anise

*Wear to aid in seeing your past lives.*

**Fast Action**

2 drops Dragon's Blood  
1 drop Cinnamon  
2 drops Lemon  
2 drops Rosemary

*Add to any other oil to speed its effects.*

**Fast Luck 1**

4 drops Patchouli Oil  
2 drops of Carnation Oil  
2 drops of Mimosa Oil

*Use to aid you in prosperity spells. When  
mixing these oils, focus on confidence and  
success.*

**Fast Luck 2**

*Green*

Patchouli  
Rose  
Juniper Berries

**Fast Luck Powder**

1/4 part Rice Flour  
1/4 part Cornstarch  
1/4 part bright yellow powder paint  
1/4 part powdered Cinquefoil  
1/4 part powdered Nutmeg

*Mix this powder on a Day of Mercury  
(Wednesday) as the Moon waxes.*

**Fast Money Oil 1**

7 drops Patchouli  
5 drops Cedarwood  
4 drops Vetivert  
2 drops Ginger

*Wear, rub on the hands, or anoint green  
candles to bring money. Also, anoint  
money before spending to ensure its  
return!*

**Fast Money Oil 2**

4 drops Basil  
2 drops Ginger  
1 drop Tonka

*Use the same as directed in Fast Money  
Oil #1 above.*



**Fast Money Oil 3 (Cunningham)**

- 4 Oakmoss
- 3 Cedarwood
- 2 Patchouli
- 2 Ginger

*This is a Scott Cunningham recipe. It's amazing, it smells like money! You can anoint candles with it and concentrate on you need for money or resources, or you can anoint cash before spending it, in a charm to have money return to you.*

**Fast Scrubbing Incense**

*Blue Bottle*

- Florida Water
- Vetivert twig

*A special blend of 13 oils which is burned with incense for luck and success in all types of business endeavors. Makes an excellent floorwash.*

**Fertility Incense**

- 1/2 part Basil
- 1/2 part Dragons Blood Resin
- 1/4 part Holly
- 1 part Pine
- 1/4 part Juniper

**Fidelity Incense**

- 1/4 part Basil
- 1/4 part Dragons Blood Resin
- 1 part Red Sandalwood
- 1/2 part Rosemary
- 1 part Dogwood Blossoms (dried)
- Few drops Honeysuckle Oil

**Fiery Command Incense**

*Red*

- Dragon's Blood
- Frankincense
- Myrrh

*Forces all other people to do your every bidding without a second thought. Use with care.*

**Fiery Passion Incense**

- 3/4 parts Yohimbe
- 1/2 part Cinnamon
- 1/4 part Ginger Root

- 2-1/2 parts Damiana
- Few drops Ambergris Oil

**Fiery Wall of Protection**

Same as Fiery Command except add Salt.

*The extra ingredient helps protect the user against any magickal attack or unexpected rebound. Restrains anyone from placing an evil hex on you. Sprinkle around a room to help ward off curses. Place by all windows and doors.*

**Financial Gain Incense 1**

- 1 part Lovage
- 1 part Bay
- 1/4 part High John the Conqueror
- 1/2 part Meadowsweet

**Financial Gain Incense 2**

- 1/2 part Star Anise
- 1/4 part Poppy Seed
- 1/2 part Mistletoe
- 1/2 part Juniper
- 1 part Cherry

**Financial Increase Incense**

- 1/4 part Cucumber
- 3/4 part Allspice
- 1 part Sunflower
- 1/4 part Saw Palmetto
- 1/2 part Marigold

**Find A New Job**

*Oil*

Pine or Peppermint

*Herb*

Dragons Blood or Ginger

*Incense*

Jasmine, Peppermint, Pine

*Stones*

Carnelian, Lapis

*Candle*

Green or Copper

**Fire Incense**

- 2 parts Frankincense

2 parts Dragon's Blood  
 1 part Red Sandalwood  
 1 pinch Saffron  
 Few drops Musk Oil

*Smolder for summoning the powers & beings of Fire, & also for success, strength, protection, health, passion & other similar goals. Genuine Saffron is expensive, so only a pinch. You can use Orange peel instead.*

**Fire Lust Oil**

1/4 oz. Olive Oil  
 35 drops Orange  
 15 drops Citronella  
 20 drops Carnation  
 10 drops Rose Geranium  
 Orange Flowers  
 Garnet

**Fire of Love Incense**

*Red*

Patchouli  
 Civet  
 Musk

*Creates a mystical love spell and draws others to you. Increases your sexuality.*

**Fire of Passion Incense**

Patchouli  
 Civet  
 Musk  
 Ambergris or Piine

*Makes the opposite sex desire you more passionately. Overcomes resistance to advances. A very potent formula indeed!*

**Fire Oil 1 (Elemental)**

3 drops Ginger  
 2 drops Rosemary  
 1 drop Clove  
 1 drop Petitgrain

*Wear to invoke the powers of Fire, such as energy, courage, strength, love, passion & so on.*

**Fire Oil 2 (Elemental)**

3 drops Cinnamon

12 drops Orange  
 2 drops Clove  
 7 drops Nutmeg

*Fire is associated with transformation, passion, leadership & personal success.*

**Fire of Azrael Incense**

1 part Sandalwood  
 1 part Cedar  
 1 part Juniper

*Burn while scrying, or throw into coals of a fire once the flames have been quenched & gaze into them to see images form within them. The latter rite is best performed on beach at night. Also general Psychism-inducing.*

**Five Circles**

White Plate  
 Brown Bamba wood base

1) *Make a circle on plate with Neroli oil (Orange Blossom); rub bamba wood base on circle to remove oil.*

2) *Make circle with Sweet Basil, rub, etc.*

3) *Make circle with Lemon Verbena oil, rub, etc.*

4) *Make circle with Myrtle oil, rub, etc.*

5) *Make circle with Narcissus oil, rub, etc.*

*Helps foresee the future. Anoint the forehead and bedroom. An extremely psychic formula. Use in tiny amounts.*

**Flame of Lust Incense**

2-1/2 tbsp. Cardamom  
 1 tbsp. Cinnamon  
 1 tbsp. Grains of Paradise  
 1/4 oz. Orange Flowers  
 1/4 oz. Jasmine Flowers  
 1/4 oz. Patchouli Leaves  
 1/4 oz. Peppermint Leaves  
 1/4 oz. Rose Petals  
 12 drops Lust Oil (see below)

**Flaming Power**

*Red*

Cinnamon  
Galangal  
Bay

*Make you more exciting to those of the opposite sex. Burn with great care to avoid problems. Overuse can excite your lover to a highly possessive and jealous state.*

### Florida Water 1

*This is a magical cologne and a staple in such practices as Santeria, voodoo, and hoodoo. It does not mean that modern witches cannot use it in their art of spellcraft as well. Traditionally Florida water is used for ritual offerings and purification. It is also said to possess the power to banish negative energy vibrations, exorcise evil entities and thought forms, and bring peace to places affected by magical, psychic, or supernatural disturbances. Additionally if a man or woman should desire a lover or a spouse to be more affectionate and stronger in the display of their emotions, a love spell in which Florida water is used would surely bring about the desired results.*

*Many witches prefer to make their own Florida water, as it can be made with their own magical intent. To make traditional Florida water, you will need to follow these directions.*

*When the moon is full and shining bright, combine:*

4 pints of pure alcohol to 1/2 pint of rose water  
1 ounce Tincture of Musk  
1 ounce Jasmine Oil  
1/2 ounce of Lavender Oil  
3 drops Clove  
3 drops Neroli Oil  
1/8 ounce Cinnamon Oil  
1-1/2 ounces of Bergamot Oil

*Strain through a cheesecloth into a clean glass bottle. Cork tightly or seal with a cap, and keep it in a cool, dark place until the following full moon. Charge and bless your Florida water before storing.*

### Florida Water 2

1 gallon 90 proof alcohol  
1 dram Lemon  
1 dram Portugal  
2 drams Lavender  
2 drams Clove  
1/8 dram Canella (Cinnamon)  
1 pint water

*These formulas can be proportionally reduced to suit your needs and requirements.*

### Florida Water 3

1/2 gallon 90 proof alcohol  
1 oz. Lavender  
1 oz. Bergamot  
1 dram Lemon  
1 dram Cloves  
1 gallon water

### Florida Water 4

1 gallon 75 proof alcohol  
3 oz. Bergamot  
4 oz. Cinnamon  
2 oz. Benzoin

### Florida Water 5

2 drams Lavender  
2 drams Bergamot  
2 drams Lemon  
1 dram Tincture of Turmeric  
20 drops Oil of Palm  
10 drops Oil of Rose  
1 dram Neroli  
2 parts 27 proof Alcohol

### Flower Faerie's Fancy

4 parts Rose  
1 part Jasmine  
2 parts Clary Sage

*Use this spell to charge it: "Grant me your favors, Fair Ones I pray/ your tales I shall tell, your songs I shall play! With harm to none, no secrets betray/ Lend me the might of your talents today/ So Mote It Be!"*

*To enhance beauty and musical/artistic skill; beware its enchantment!*

**Flower Faery Oil (Lady Magian)**

4 parts Rose  
 1 part Jasmine  
 2 parts Clary Sage  
 To enhance beauty and musical/artistic skill;  
 beware its enchantment! Use this spell  
 to charge it: "Grant me your favors,  
 Fair Ones I pray your tales I shall tell,  
 your songs I shall play! With harm to  
 none, no secrets betray Lend me the  
 might of your talents today. So Mote It  
 Be!"

**Flying Devil Oil**

*Black*

Black Pepper  
 Dragon's Blood  
 Cassia  
 Patchouli

*A special Voodoo uncrossing oil used to  
 overcome the power of a strong ouanga or  
 hex. Very dependable and is said to work  
 very quickly.*

**Flying Incense**

Gum Mastic  
 Calamus  
 Cinnamon  
 Musk  
 Juniper  
 Sandalwood  
 Ambergris  
 Patchouli  
 Hemp

*To gain "the Sight" Equal amounts of  
 each.*

**Flying Ointment 1**

100 gram Lard  
 5 gram Hashish  
 Handful of Hemp Flowers  
 Handful of Poppy Flowers  
 Pinch of powdered Hellebore Root  
 Pinch Ground Sunflower Seeds

**Flying Ointment 2 (Caution)**

3 grams Agnanthol  
 50 grams Extract of Opium  
 30 grams Extract of Betel  
 15 grams Extract of Belladonna

15 grams Extract of Hemlock  
 250 grams Extract of Indian Hemp  
 5 grams Extract of Cantharides  
 5 grams Extract of Gum Tragacanth  
 5 grams Extract of powdered Sugar

**Focus (achieve potential, gather thoughts)**

Galbanum  
 Frankincense  
 Sandalwood  
 Lavender  
 Cinnamon  
 Rose  
 Spruce  
 Geranium  
 Ylang Ylang

**Follow Me Boy**

Jasmine (main)  
 Rose (minor)  
 Vanilla (trace)  
 Piece of coral  
 Gold Glitter

*The traditional version of this product also  
 contained a piece of Coral and Gold  
 Glitter. It was favored by New Orleans  
 prostitutes to ensure they would make  
 plenty of money through the appreciation  
 of their passions.*

**Follow Me Girl**

Myrrh (main)  
 Patchouli (main)  
 Vetivert (minor)  
 Lemon (minor)  
 Vanilla (minor)  
 Sandalwood (minor)

Based on the traditional New Orleans formula,  
 this oil was worn by men to attract  
 women.

**Forest Lord Oil**

1/4 oz. Almond Oil  
 15 drops Patchouli  
 13 drops Cedar  
 13 drops dark Musk  
 7 drops Lemon Grass  
 7 drops Sandalwood  
 13 drops Violet  
 Patchouli Leaves  
 Malachite

**Fortuna Oil**

*To a glass bottle add the following:*

- 1 part Frankincense Oil
- 1 part Lemon Oil
- 2 parts Lavender Oil
- 1/8 part Citronella Oil
- A few whole Aniseeds or Saffron Threads to the bottle
- Eight parts light mineral oil as a base.

*Fortuna Oil is especially good for anointing lucky charms, and yellow and orange lucky candles. It is also said to dispose the energies of luck in your favor when rubbed on the palms of the hands before playing games of chance. A typical Puerto Rican practice is to buy a lottery ticket and place it beneath a candlestick holding a dripless yellow candle anointed with this oil. The candles should be held in the hand and anointed from the middle of the shaft to the top and then from the middle to the base, as this symbolically addresses the wish for luck to heaven and then to the energies manifestation on earth.*

**Four Thieves Vinegar**

*Mix a gallon of cider vinegar*

*Add a handful of each of the following:*

- Rosemary
- Wormwood
- Lavender
- Rue
- Sage
- Mint

*Then add one ounce of camphor gum. Tightly close the container and place in a pan of water and heat until the water begins to boil Always shake this mixture before heating...heat daily for 4 days. Strain herbs from the liquid, bottle and keep tightly closed.*

**Four Thieves Vinegar**

- High John
- Vetivert
- Adam & Eve
- Low John or Black Pepper Base

Red Wine Vinegar

*Is alleged to drive enemies from your door.*

**Fragrance of Venus Oil**

*For women who wish to become more attractive (absolutely magnetic!) to men, wear this oil.*

*On a Friday night, blend together:*

- Jasmine
- Red Rose
- Drop of Lavender (no more!)
- A bit of Musk and Ylang Ylang Oils

*This oil should only be worn by women wishing to attract men.*

**Frankincense Incense**

- 2 tbsp. pulverized Frankincense
- 1 tbsp. powdered Orris Root
- 1 tsp. powdered Clove
- 1 tbsp. Lemon Oil

*Combine & mix all but lemon oil. Put in a jar, seal & keep in a dark place for 2-3 months. For healing magick.*

**"For Emergencies" Only**

*(inspired by Jim Alan's song "Talkin' Wicca Blues)*

- 3 parts Frankincense
- 2 parts Dragon's Blood
- 2 parts Myrrh
- 1 part Rosemary
- 1 part Asafetida\*
- 1 part Cayenne\*
- 1 part Grains of Paradise
- 1 part Rue\*
- 1 part Garlic\*

*Burn to be rid of foul demons, wrathful spirits, tax collectors, drunks & other noisome creatures. Stanvd back & hold your nose or better still, leave the room while this incense is smoldering. Those herbs marked \* aren't necessarily dangerous or baneful, but they emit a powerful smoke that is irritating to the eyes, nose & lungs.*

**Forgiveness (release negative memories)**

Frankincense  
Sandalwood  
Lavender  
Melissa  
Angelica  
Helichrysum  
Rose  
Rosewood  
Geranium  
Lemon  
Palmarosa  
Ylang Ylang  
Bergamot  
Roman Chamomile  
Jasmine

**Fortune Teller Incense**

1 part Frankincense  
1 part Sandalwood  
1 part Cinnamon  
1 part Nutmeg  
Few drops Orange Oil  
Few drops Clove Oil

**Four Thieves Vinegar**

2 quarts Apple Cider Vinegar  
2 tbsp. Lavender  
2 tbsp. Rosemary  
2 tbsp. Sage  
2 tbsp. Wormwood  
2 tbsp. Rue  
2 tbsp. Mint

*The herbs can be fresh, powdered or whole. Please understand and make sure that you know this is absolutely not for drinking. Wormwood can kill a person. Put the herbs in the vinegar. Shake well. Let it sit in the sun for two weeks. Open. Drop in six cloves of garlic. Cap it. Shake well. Let sit in sun for one week. Strain. Pour into bottles or jar. Seal with wax or add glycerin to preserve it.*

**French Bracelet**

Rose  
Frangipani  
Lavender  
Dittany of Crete

*Red velvet stuffed with herbs.*

**French Creole Oil**

*Purple*

Lilac  
Musk  
Bay  
Lime

*A special oil designed to make your dreams come true. Helps to interpret dreams prophetically.*

**French Lavender Water (1866)**

4 drams Lavender Oil  
1 dram Bergamot Oil  
1 dram Lemon Oil  
5 drops Clove Oil  
3 drops Rose Oil  
2 drops Civet Oil  
1/2 dram extract of Ambergris (substitute 2-3 drops fragrance oil)  
1 dram Balsam of Peru  
15 oz. Alcohol  
1 oz. Orange Flower Water

*Mix the oils, balsam and extract with the spirit; add water gradually and shake well. Let stand 4 days, filter if needed.*

**French Love Oil**

*Pinkish Gold*

3-1/2 oz. Palma Christi Oil  
3 drams Jasmine  
2 drams Rose Geranium  
1 dram Orange  
1/2 dram Blue Sonata

**French Love Powder**

*White*

Musk  
Orris  
Ambergris  
Vetivert

*Increases psychic powers and helps you to recall dreams in their entirety. Exposes deceitful people who are working against you.*

**Friendly Judge Oil**

2 parts Carnation  
1 part Anise Seed

1 part Cinnamon

*Add 2 tbsp. of this mixture to 2 oz. Olive Oil. Steep 2 weeks and strain.*

*Add a small piece of Galangal Root to the bottle.*

*Used in dealing with the courts and lawyers. Add to bath water for three days before court date. As a perfume, anoint on arms, bosom and throat on the court date. Rub on fingers before signing any legal papers.*

**Friendship Incense**

1/2 part Acacia  
1 part Rosemary  
1/4 part Elder  
1/2 part Frankincense  
1 part Dogwood Blossoms

**Full Bloom**

2 drops Musk  
1 drop Muguet  
4 drops Jasmine  
2 drops Sandalwood  
2 drops Gardenia

*Use to aid you in love spells. When mixing these oils, focus on confidence, success, romance, and your heart feeling full.*

**Full Moon Oi1**

3 parts Rose Oil  
1 part Jasmine Oil  
1 part Sandalwood Oil

**Full Moon Oil 2**

4 parts Gardenia Oil  
2 parts Lotus Oil  
1 part Jasmine Oil

**Full Moon Incense**

2 parts Orris Root  
2 parts Lavender  
2 parts Myrrh  
2 parts Calamus  
3 drops Jasmine Oil  
3 drops Rose Oil  
3 drops Gardenia Oil

**Full Moon Ritual Incense 1**

3 parts Frankincense  
1 part Sandalwood

*Burn during Full Moon rituals, or simply to attune with the Moon.*

**Full Moon Ritual Incense 2 (Cunningham)**

2 parts Sandalwood  
2 parts Frankincense  
1/2 part Gardenia Petals  
1/4 part Rose Petals  
Few drops Ambergris Oil

*Another like the 1st.*

**Full Moon Ritual Incense 3 (Cunningham)**

3 parts Gardenia petals  
2 parts Frankincense  
1 part Rose Petals  
1/2 part Orris  
Few drops Sandalwood Oil

*Another like the last.*

**Full Moon Oil**

6 parts dilute Jasmine (3 percent jasmine absolute in a Jojoba oil base)  
3 parts dilute Rose Otto ( 3 percent rose otto absolute in a jojoba oil base)  
3 parts Sandalwood  
3 parts Lemon

*Add a moonstone to the bottle*

**G**

**Gambler's Luck Oil**

*Mix together:*

3 parts Cinnamon  
1 part Carnation  
1 part Anise Seed

*Add two tablespoons of this mixture to two ounces of oil. Place a small piece of High John the Conqueror root in each bottle of oil made.*

*Anoint on charms designed to bring luck in gambling. It can be rubbed on the palms before gambling. Anoint each corner of*

*your bingo card before the game begins. Anoint in your shoes before going to the race track.*

**Gambler's Oil**

3 drops Lily of the Valley  
1 drop Rose  
2 drops Sandalwood  
1 drop Mimosa  
1 drop Cinnamon

*Use to aid you in prosperity spells. When mixing these oils, focus on confidence and success.*

**Gambling Incense 1**

Purple Lavender  
Bay Leaves  
Hyssop

*Use equal parts of herbs. Used to overcome adversity and aid in gambling.*

**Gambling Incense 2**

Vanilla  
Patchouli  
Cinnamon

*Use equal parts of herbs. Color purple. Apply powder to hands before gambling.*

**Games of Chance Incense**

1/2 part Dragon's Blood  
2 parts Gum Mastic  
1 part Frankincense

**Ganymede Incense (Morgan)**

*For gay men to attract each other:*

5 parts Damiana  
5 parts Mistletoe  
5 parts Oak Bark  
3 parts Patchouli Leaves  
4 parts Damiana Herb  
5 parts Myrrh  
2 parts Sandalwood  
30 ml Lotus Oil per 8 oz. dry herbs  
10 ml Ylang Ylang Oil per 8 oz. dry herbs  
20 ml Amber Oil per 8 oz. dry ingredients  
20 ml Musk Oil per 8 oz. dry ingredients

*Compound on the Day of Mars, in the*

*Hour of Mars, in an earthenware bowl.*

Follow directions above.

**Gemini Incense**

2 parts Gum Mastic  
1 part Citron or 1 part mixed Orange & Lemon peel  
1/2 part Mace

*Use as a personal altar or household incense to increase your powers.*

**Gemini**

Violet  
Lavender  
Heliotrope  
Cassia  
Thyme  
Myrtle

**General Anointing Oil**

5 parts Frankincense  
5 parts Cedarwood  
4 parts Sandalwood  
2 parts Myrrh

**General Daemonic Oleum**

One double boiler  
Grapeseed or Olive Oil  
1 tbsp. Calamus  
1 tbsp. Lemon Verbena  
1 tbsp. Patchouli  
1 tbsp. Wormwood

*Put water in the bottom part of the double boiler and the herbs and about a cup of oil in the top part of the boiler. Boil the water and let the herbs steep for approximately 10 minutes. You may need to add more oil. If you do, boil for approximately 10 more minutes. When the oil is scented with the herbs well, strain thoroughly and put in a bottle or jar. Add 9 drops of 192 proof alcohol to the brew to preserve it.*

**General Love**

3 drops Rosemary  
2 drops Lavender  
1 drop Cardamom  
1 drop Yarrow

*Use to aid you in love spells. The*



*corresponding color for this potion is pink, so you may prefer to use a candle or towel of this color.*

**General Magical Incense**

3 parts Frankincense  
2 parts Gum Mastic  
1 part Wood Aloe

*Raise power and purify area.*

**General Protection 1**

4 drops Basil  
3 drops Geranium  
2 drops Pine  
1 drop Vetivert

*Pour 1/8 cup base oil into a clean sterilized jar and add the oils as listed above. Swirl to mix and label.*

*Wear for protection against all kinds of attacks. Also anoint windows, doors, and all other parts of the house to guard it.*

**General Protection 2**

1/8 cup base oil  
1 part Patchouli Oil (dram)  
1 part Frankincense Oil (dram)  
1 part Myrrh Oil (dram)  
1 tsp. broken Mandrake  
3 heaping tsp. Sea Salt

*Pour 1/8 of a cup base oil into a clean sterilized jar and add the oils as listed above. Swirl to mix and label. See used above under General Protection 1*

**Gentlemen's Evening Bath**

Lavender 4 drops  
Patchouli 2 drops  
Sandalwood 4 drops

*Add to bath water and relax. Great for healing dry chapped skin and wounds. Also directly calms the nervous system and is great for meditation. Soak 20 minutes.*

**Get Away Powder**

*Red (Arrowroot)*

Sulfur  
Pinch Asafetida

Chili Powder

*Sprinkle in the path of anyone you wish to stop bothering you. Also place on your window ledges and front doorstep. Turns people away on contact.*

**Get Away Powder or Oil**

Red Pepper  
Black Pepper  
Patchouli  
Ginger  
High John The Conqueror

*Grind ingredients and add to a rice flour/corn starch base for powder. For oil, add to base dosed with a capsule or two of Vit. E, or use solids and let sit and shake daily for several weeks then strain through cheesecloth and bottle.*

**Get Out of Jail Oil**

*To 2 oz. base oil, add contents of one Vit E capsule and:*

7 drops Dragons Blood  
21 drops Coconut  
7 drops Nutmeg

**Glow of Health Incense**

1/2 oz. Bayberry  
1 oz. powdered Sandalwood  
1 oz. Carnation Petals  
1/2 oz. Rose Petals  
1/4 tsp Saltpeter  
2 drams Tincture of Benzoin

*This is an incense for rituals designed towards good health.*

**Gnome's Cap Oil**

1/4 oz. Almond Oil  
10 drops Cypress Oil  
5 drops Lilac Oil  
2 drops Narcissus Oil  
25 drops Siberian Fir Oil  
10 drops dark Musk Oil  
Cedar  
Fir  
Tiger's eye

*Useful for contacting the Faeries connected with the Earth Element*

*(Gnomes, Dwarfs, etc.)*

**Go Away**

Same as Get Away

**God Fire**

Pine  
Musk  
Cinnamon

**Goddess of Evil**

*Black*

Iron Filings  
Low John  
Black horsehair (pinch)

*Protects you from all bad spells and allows you to cast hexes on others. Sprinkle on altar before conducting services. Also place a little on the floor. This formula is used as a protective and hexing agent. For protection sprinkle on the altar (temple) before conducting services. If added to a Voodoo doll, for example, it will put a strong hex on whomever you don't like.*

**Goddess of Love Powder**

*Rose*

Rose  
Mint  
Musk

*A very powerful aphrodisiac which must be utilized with extreme care. Rub on your hands prior to meeting with a potential lover. Brings out the total animal instincts in those you desire.*

**God Oil**

1/2 oz. base oil (Jojoba recommended)  
3 drops Musk Oil  
3 drops Patchouli Oil  
2 drops Ambergris Oil  
1 drop Cinnamon Oil  
1 drop Frankincense Oil  
1 drop Cedarwood Oil  
1 drop Rose Oil

*Add an amber stone to bottle*

**Goddess Oil**

1/2 oz. base oil (jojoba recommended)  
3 drops Rose Oil  
2 drops Jasmine Oil  
2 drops Sandalwood Oil  
1 drop Lemon Oil  
1 drop Lotus Oil  
1 drop Ambergris Oil  
1 drop Tuberose Oil  
1 drop Gardenia Oil

*Add a Moonstone to the bottle.*

**Goddess Oil 1**

1/2 tsp. dried Yarrow  
1/2 tsp. dried Sweet Basil  
1 tsp. powdered Myrrh  
3 drops Rose Oil  
3 drops Lavender Oil  
1/2 cup Olive Oil

*Place all ingredients in a clear glass jar & gently swirl in a clockwise direction. Keep in mind images of the Goddess & visualize Her divine power as an aura of white glowing light radiating from your hands into the jar of oil, charging it with magickal energy.*

**Goddess Oil 2**

2 parts Rose  
2 parts Tuberose  
1 part Lemon  
1 part Palmarosa  
1 part Ambergris

*Allow to sit for 13 nights.*

**Goddess Incense**

1/2 dram Cypress Oil  
1/2 dram Olive Oil  
1/2 oz dried Rose Petals  
1/2 oz White Willow Bark  
3 dried Rowan Berries  
1 tsp. Anise Seeds

**Goddess Oil**

Lemon Oil  
Jasmine Oil  
Camphor Oil  
A small Moonstone  
Sea Salt

**Gold Buddha Oil 1**

- 8 drops Lotus
- 2 drops Cinnamon
- 8 drops Sandalwood
- 3 drops Allspice

*Use to aid you in prosperity spells. When mixing these oils, focus on confidence and success.*

**Gold Buddha Oil 2**

- 1/4 oz. Heliotrope
- 1/8 oz. Bay
- 1/16 oz. Frankincense
- 1/32 oz. Cinnamon

**Good Luck Incense**

- 1/2 part Dragon's Blood Resin
- 1/2 part Mistletoe
- 1 part Cascara Sagrada
- 1 part Linden

**Good Luck in Life Incense**

- 1/2 part Musk Root
- 1-1/2 part Rose
- 1/2 part Red Clover
- 1/2 part Galangal Root
- Few drops Rose oil

**Good Luck Mystic**

*Red*

- High John
- Low John
- Cinnamon
- Squill

*A highly spiritual blend which makes one dream prophetically. A psychic developer.*

**Good Luck Oil**

- 1 tbsp. dried Wormwood
- 3 tsp. ground Nutmeg
- 1/2 tsp. powdered Mandrake Root
- 13 drops Pine Oil
- 1/4 cup Olive Oil

**Good Luck Spiritual**

*White*

- Lavender
- Rose Geranium

*A favorite of many Voodooists who have*

*natural clairvoyance. Makes them feel more vibrations in a room at any given time.*

**Goofer Dust**

- 1**
- Patchouli Leaves
  - Mullein
  - Vetivert Powder
  - Dirt from Graveyard

- 2**
- Patchouli Leaves
  - Dirt from Graveyard

*Dirt dug up from a graveyard. Best when taken from an open grave. Use for hexing purposes (Note: One can omit "Dirt from Grave" and still maintain a very powerful formula indeed!)*

**Gold Dust Powder – A Gambling Powder**

- 1 oz. powdered Sandalwood
- 1 tsp. Carnation Petals (dried and powdered)
- 1 tsp. powdered Cinnamon
- 1/2 dram Frankincense Oil
- 1/2 dram Myrrh Oil
- 4 oz. Talc

**Good Omen Incense**

- 5 rose petals
- 1 1/2 oz. Myrrh
- 1 oz. Dragon's Blood
- 1/2 oz. Sassafras
- 1/2 oz. Orange blossoms
- 1/2 oz. Juniper
- 1/2 oz. Sage
- 1 dram Frankincense

**Goona Goona Incense**

*Orange*

- Nutmeg
- Orris
- Rose
- Patchouli

*A special blend used only to create an atmosphere of trust and understanding.*

**Gossamer Wings Oil**

- 1/4 ounce Almond Oil
- 12 drops Violet Oil

10 drops Lemon Oil  
 5 drops Cajeput oil  
 20 drops Lavender Oil  
 Lavender Flowers  
 Clear Quartz

*Useful for contacting the Faeries connected with the Air Element (Sylphs, Elves, etc.)*

**Graveyard Dirt/Dust  
 or Graveyard Mystic Powder  
 or Spiritual Powder**

Same as Goofer Dust

**Greater Success Incense**

1-1/2 parts Sandalwood  
 1/2 part Sarsaparilla  
 1/2 part Motherwort  
 1/2 part Quassia  
 Few drops Jasmine oil

**Greek God/Goddess Incense**

4 parts Frankincense (sacred/Apollo)  
 2 parts Myrrh (Demeter)  
 1 part Pine (Poseidon)  
 1 part Rose Petals (Aphrodite)  
 1 part Sage (Zeus)  
 1 part White Willow Bark (Persephone)  
 Few drops Olive Oil (Athena)  
 Few drops Cypress Oil (Artemis/Hecate)

*Burn to honor them.*

**Green Man**

1/4 cup Almond Oil  
 4 drops Cedar  
 4 drops Citronella  
 4 drops Spruce  
 3 drops Patchouli  
 3 drops Vetivert  
 2 drops Cinnamon  
 2 drops Orange  
 Dried Fern  
 Citrine or Topaz

**Green Powder**

*Green*

Musk

*Used by lonely men who seek female companionship. Sprinkle on left leg and if*

*desired place a small amount in the "private" area. Also see Red Powder for females. Homosexuals use Lavender or Purple base.*

**Guardian Oil**

1/2 oz. Olive Oil  
 15 drops Lemon  
 10 drops Clove  
 15 drops Patchouli  
 5 drops Pennyroyal  
 10 drops Rosewood  
 Rose Petals  
 Carnelian  
 Citrine

**Gypsy Blood Oil**

2 parts Patchouli Leaves  
 1 part Guinea Pepper

*Use two tablespoons of the above mixture to two ounces of oil.*

*Said to make a troublesome neighbor uproot and move when sprinkled on their doorknob.*

**Gypsy Love Drawing Oil**

Petals of 1 Wild Rose  
 1 sprig fresh Rosemary

*Steep in a jar of Rose Oil.*

**Gypsy Magick Oil**

Peppermint Oil  
 Thyme Oil  
 Borage Seed Oil

*Another simple yet effective divination oil. Use this oil to anoint your third eye prior to any divination or spell work.*

**Gypsy Sight Incense**

1 part Mugwort  
 1/2 part Clove  
 1/2 part Cinquefoil

**G**

**Haitian Gambler**

Patchouli

Lemon  
Jasmine

*Use to banish a streak of even the worst luck. Very good for anointing talismans, seals, ouanga bags, playing cards etc.*

**Haitian Jungle Powder**

*Red*

Cinnamon  
High John  
White Sandalwood

*A secret blend of Voodoo Powders which are used to avert hexes and to cast spells on others you dislike intensely. Use sparingly. Not recommended for novices.*

**Haitian Love drops**

*Red*

Honey  
Cloves  
Cinnamon  
Lemon  
Rum  
Almond  
Mint  
Yohimbe

*Natural only. To be consumed.*

**Haitian Lover**

*Red*

Cinnamon  
Anise  
Orris  
Clove  
Sassafras

*An excellent formula for men only. Very effective when used on a red female figure candle.*

**Hallows Incense**

1/2 part Frankincense  
1/4 part Myrrh  
1/2 part Bay  
1/4 part Vervain  
1/4 part Wormwood  
1/4 part Patchouli  
1/2 part Cinnamon  
1/2 part Sandalwood

**Hallows Incense #2**

1 part Dittany  
1/2 part Pine  
1 part Sandalwood  
1/4 part Patchouli  
1/4 part Benzoin  
Few drops Pine oil

**Happiness Incense**

1/4 part Myrrh  
1/4 part Marjoram  
1 part Dittany  
3/4 part Sandalwood  
3/4 part Oregano  
Few drops Spearmint Oil

**Happiness Incense #2**

1 part Oregano  
1 part Rosemary  
1 part Marigold

**Happiness Oil**

7 drops Basil Oil  
5 drops Orange Oil  
1 drop Patchouli Oil  
3 drops Rose Oil  
1 drop Rosemary Oil  
A Citrine Stone

**Happy Home**

1/4 oz. Olive Oil  
18 drops Geranium  
16 drops Dragons Blood  
16 drops Tonka  
14 drops Violet  
7 drops New Mown Hay Oil  
7 drops Oakmoss  
7 drops Thyme  
6 drops High John Oil  
8 drops Bergamot  
4 drops Dill  
4 drops Earth Oil  
4 drops Lilac  
4 drops Jasmine  
Peridot  
Tigers Eye  
Oak  
Cedarwood

**Happy Times**

*White*

Orange

Vanilla  
Strawberry

*Sprinkle liberally around a room. Changes luck and reverses unfortunate circumstances. Good to eliminate poverty.*

**Harmony/Balance Herbs**

Hyssop  
Spruce  
Lavender  
Frankincense  
Geranium  
Ylang  
Orange  
Sandalwood  
Angelica  
Sage  
Lavender  
Rose  
Rosewood  
Lemon  
Palmarosa  
Bergamot  
Roman Chamomile  
Jasmine

**Has No Hanna Oil**

Orange

Rose  
Gardenia  
Open safety pin  
Iron filings

*A wonderful anointing oil designed to bring luck and good fortune to believers. Use liberally when feeling depressed.*

**Healing Bath Recipe**

Dark blue

3 parts Niaouli  
2 parts Eucalyptus  
1 part Sandalwood

**Healing Incense 1**

1 part Rosemary  
1 part Juniper Berries

*Burn to speed healing while visualizing.*

**Healing Incense 2**

2 parts Myrrh

1 part Cinnamon  
1 pinch Saffron

**Healing Incense 3**

3 parts Myrrh  
2 parts Nutmeg  
1 part Cedar  
1 part Clove  
1/2 part Lemon Balm  
1/2 part Poppy Seeds  
Few drops Pine Oil  
Few drops Almond Oil

**Healing Incense 4**

2 parts Juniper Berries  
1 part Rosemary

**Healing Incense 5**

Clove  
Coriander  
Cypress  
Eucalyptus  
Myrrh  
Niaouli  
Palmarosa  
Pine  
Sandalwood  
Spearmint

**Healing Oil 1**

Sandalwood  
Carnation  
Violet

**Healing Oil 2**

1/2 oz of base oil (Jojoba, Almond, Grapeseed, etc.)  
5 drops Lavender Oil  
5 drops Camphor Oil  
5 drops Eucalyptus Oil  
5 drops Orange Oil  
3 drops Rosemary Oil  
2 drops Pine Oil  
4 drops Sandalwood Oil

**Healing Oil 4**

Sandalwood  
Carnation  
Rosemary

*Blend the essences and anoint for healing.*

**Health Attracting Oil**

*This oil is usually anointed on the forehead of the ill.*

*Use two tablespoons in two ounces of oil of any one of the following scents:*

- Rose
- Carnation
- Gardenia
- Grated Lemon Peel or Lemon Flowers

**Health Oil**

*Yellow, Blue or Natural*

- Rose
- Carnation
- Citron
- Gardenia

*Used to anoint candles, talismans, or anything pertinent to healing rituals.*

**Health Vinegar**

*Ingredients*

- 1 quart Apple Cider Vinegar
- 1/8th cup Rosemary (whole)
- 1 tablespoon Fennel Seeds (whole)
- 1 tablespoon Rose Petals
- 2 Bay Leaves (shredded)
- 1 pinch genuine Saffron (may be omitted)

*Place the rosemary into a bowl. Empower it. Separately add each ingredient, empowering the growing mixture each time you add an herb.*

*Pour the vinegar into a larger jar. Add the herbs. Tightly cap the jar, shake and let stand for 1 to 3 days.*

*Strain the resulting liquid through a coffee filter. Bottle, label and add 6 tablespoons to every bath to speed healing.*

**Heart Healing Oil**

- Jasmine
- Ylang Ylang
- Dragon's Blood
- 1 Rose Quartz chip
- 1 Malachite chip

**Hecate Incense 1**

- 3 parts Sandalwood
- 2 parts Cypress
- 1 part Spearmint (Peppermint)

*To honor Her, burn at crossroads or during ritual at the waning of the Moon.*

**Hecate Incense 2**

- 1/2 tsp. dried Bay leaves
- 1/2 tsp. dried Mint leaves
- 1/2 tsp. dried Thyme
- Pinch of Myrrh Resin
- Pinch of Frankincense Resin
- 13 drops Cypress Oil
- 3 drops Camphor Oil

**Hecate Incense 3**

- 1 tbsp. Cinnamon
- 1 tbsp. Dittany of Crete
- 3 Allspice Berries
- 1 pinch Fennel Seed
- 2 pinches Rosemary
- 1-1/2 pinches Mullein
- 2 pinches Benzoin Gum
- 2 tbsp. Witch Hazel Bark
- 2-4 pinches Potassium Nitrate
- 6 drops Cinnamon Oil
- 6 drops Hyacinth Oil
- Pinch of Cedarwood

**Hecate Incense 4**

- 3 parts Sandalwood
- 2 parts Frankincense
- 1/2 part Mint
- 3-5 drops Cypress Oil per tbsp. Incense
- Few drops Sandalwood Oil

**Hecate Incense (Morgan) 5**

- 3 parts Willow Bark
- 2 parts Bay Leaves
- 1 part Honeysuckle Flowers
- 1 part Storax Resin
- 3 parts Damiana Leaves
- 3 parts Myrrh Resin
- 20 ml Musk Oil per 8 oz. dry ingredients

**Hecate Incense 6**

*Grind together several tbsp. each of:*

- Bay leaves
- Dittany

Mint  
Thyme

*Add 1 tbsp. each of:*

Dragon's Blood Resin  
Frankincense  
Myrrh  
Poppy Seed

*Add:*

5-10 drops Cypress Oil  
2-3 drops Camphor Oil

**Helios Incense (Anna Franklin)**

*Helios was the Greek Sun God*

1/2 part Bay Laurel Leaves  
1/2 part Heliotrope (optional)  
4 parts Frankincense  
A few drops Cinnamon Oil  
1/2 part Bistort Root

**Hell's Devil**

*Red*

Capsicum Oil  
Mustard Oil (drop)  
Black Peppercorns

*One of the best oils to use for placing a hex on someone. Dress black candles for this purpose and it will strengthen their power to cause harm. Use with caution.*

**Help Incense**

2 tbsp. Cinnamon  
2 tbsp. Vanilla Extract  
1 tbsp. Rosemary  
1 tbsp. Thyme  
1 tsp. Clove  
1 tsp. Ginger  
1 tsp. Allspice  
1 pinch Salt

*When you need help.*

**Helping Hand**

*Yellow*

Vanilla  
Wintergreen  
Khus Khus  
Narcissus

*Brings harmony to a stormy marriage.*

*Burn only at night when retiring. Gives peace of mind. As an oil use to anoint white or pink candles.*

**Herb Oil**

*Green*

Basil  
Oregano  
Sage  
Thyme  
Lemon

*Brings good luck in gambling and will increase the memory of anyone who burns it. Also commonly used as health oil.*

**Hermes Incense**

*Purple*

Lavender  
Mastic  
Cinnamon

*Aids in developing concentration and creativity. Always use when preparing to meditate.*

**Herne Incense**

1/2 oz. Deerstongue Leaves  
1/2 oz. Patchouli Leaves  
1/2 oz. Rue  
1 oz. Gum Sanderac  
1/3 oz. Gum Guaiacum  
26 drops Vetivert Oil

*Make during the waxing Moon. Grind the deer's tongue, patchouli and rue extremely finely with pestle and mortar, and mix them. Grind the Gum Sandarac to gravel consistency, and the Gum Guaiacum extremely finely, add them to the others, and mix. Finally add the Vetivert oil, and mix well.*

**Hex B Gone Incense**

Rosemary  
Rose Petals

**High Altar Oil**

2 dram (10mL) clean amber or cobalt vial  
Apricot Kernel Oil (has vitamin E for preservation)



5 drops Frankincense  
5 drops Rose Otto

**High Altar Brand**

*White*

Van Van  
Almond

*Burn only on an altar which has been blessed and good spirits will come. Use oil to anoint heads during Voodoo Baptismal services. Dress the altar and the candles with this potent oil. It attracts only good spirits.*

**High Conquering**

*Red*

High John  
Vetivert  
Bergamot

*A very powerful means of attracting wealth, prestige, love and health. Use generously when changes are desired. Works rather quickly. One of the best oils for good work.*

**High John The Conqueror**

*Brings unbelievable amounts of good luck to those present while it burns. Same as High Conquering.*

**Hindu**

See Van Van

**Holiness Powder**

Same as Holy Spirit Powder

**Holy Herbs**

Chamomile  
Thyme  
Tarragon  
Cinnamon  
Parsley  
Cardamom

*Brew into a tea and serve. Let the steam slowly rise in front of you while calling on the spirits. Also used in bath water for protection and healing power.*

**Holy Incense**

*Burn for protection from all evil. Also said to be one of the best healing incenses. Same as Holy Oil.*

**Holy Oil**

Olive Oil base  
Lily  
Rose  
Cross in bottle

*A special oil used only for blessing candles before they are used in a Voodoo ritual. Very attracting.*

**Holy Spirit Powder**

*White*

Lily of the Valley  
Lemon  
Silver Glitter

*Used only for dressing candles and the altar. Sprinkle liberally. Attracts good spirit forces. Brings out clairvoyant powders.*

**Holy Water**

Spring Water  
Plain Salt

*Sprinkle salt on to water, saying the following: " Banish evil and negativity! This is my will, so mote it be!" Use for consecrating objects, purifying homes.*

**Home Protection Incense (Wylundt) 1**

1 part Orris Root  
1 part Sandalwood  
1/2 part Lavender  
1/4 part Patchouli  
1/4 part Cloves  
1-3/4 part of a mixture of: 8 tsp. water and 1/4 tsp. saltpeter

**Home Protection Incense 2 (loose)**

1 part Sandalwood  
3/4 part Sage  
3/4 part Rosemary  
1/2 part Frankincense  
1/2 part Mistletoe  
1/2 part Garlic

1/2 part Rue  
1/2 part Myrrh  
1/2 part Orris  
1/2 part Mandrake  
1/2 part Yarrow  
1/2 part Basil  
Few drops Spearmint oil

*(I would burn this with the windows open!)*

*Wylund also notes that this recipe is also used in a "Witches Bottle", a bottle filled with herbs, holy water, etc. and buried on the property to keep away evil. For more information on Witches Bottles, go to:*

### **Home Protection Oil (Malbrough)**

*Anointed on charms designed to protect the home from evil. Sprinkled about the home to keep evil influences away.*

*Mix equal parts of the following:*

Five Finger Grass  
Sandalwood  
Gardenia Petals  
Purslane Herb

*Add 2 tsp. of this to 2 oz. Olive Oil.*

*A pinch of blessed salt is put in each bottle made.*

### **Home Sweet Home Incense**

1/4 tsp. Honey  
1 tbsp. of Brown Sugar  
Mix together until a paste forms burn on lit charcoal to "sweeten" the home.

*This is a strong aroma but works well to maintain a sweet energy about your home.*

### **Honors Incense**

2 parts Benzoin  
1 part Wood Aloe  
1/2 part Pepperwort (or Rue)

*Burn for honors & favors.*

### **Hoodoo Just Judge Oil**

2 part carnation petals  
1 part Anise seed  
1 part cinnamon

*Use 2 tablespoons of this mixture to 2 oz. oil.*

*Add a piece of Galangal Root to each bottle.*

*I would put some in your bath before any confrontations. Also use as a perfume on your pulse points.*

*Carry a Galangal root, John the Conqueror root, with Snake Root or Indian Tobacco in a small bag anointed in the oil and to give added punch Van Van oil.*

*I also would carry a horse chestnut dressed in Van Van oil.*

### **Hoodoo Oil**

1/4 cup Sunflower Oil  
3 tbsp Honey  
3 dried Pumpkinseeds  
6 drops Honeysuckle Oil  
3 drops Rose Oil  
3 drops Patchouli oil

*When the Moon is full, crush the Pumpkinseeds using a mortar & pestle, & then mix all of the ingredients together by the light of a new white candle. Using a sterilized silver pin, prick your right thumb & add 3 drops of your blood to the mixture. Spit twice into the mixture & stir thrice. Store.*

### **Horned God Incense 1**

2 parts Benzoin  
1 part Cedar  
1 part Pine  
1 part Juniper Berries  
Few drops Patchouli Oil

*Burn to honor Him in His many guises, especially during Wiccan rituals.*

### **Horned God Incense 2**

7 drams Benzoin  
1/2 dram Sandalwood Oil  
1/2 dram Myrrh Oil  
1/2 dram Frankincense Oil  
Saltpeter  
1 oz. powdered Charcoal

Pinch of dried Asafetida  
Pinch of dried Blessed Thistle  
Pinch of dried Peppermint

**Horn of Plenty**

*Orange*

Apple  
Cherry  
Vanilla  
Lime  
Khus Khus

*Rub on forehead and on body to force a change of fortune. Overcomes poverty and brings much wealth and prestige to the practitioner.*

**Horus Incense**

3 parts Frankincense  
2 parts crushed Peach kernels  
10 ml Gardenia oil per 8 oz. dry herb  
10 ml Magnolia oil per 8 oz. dry herb

**Horus Oil**

Frankincense (main)  
Myrrh (main)  
Heliotrope (main)  
Lotus (minor)  
Orange (minor)

**Hot Foot Powder 1**

*Equal Parts:*

Cayenne Powder  
Cinnamon Powder  
Goofer Dust (Graveyard Dirt)

*Sprinkle around doorway or picture of person.*

**Hot Foot Powder or Oil 1**

Red Chili Pepper  
Black Pepper  
Precipitado Rojo  
Sulfur  
High John The Conqueror

*Grind ingredients and add to a rice flour/corn starch base for powder. For oil, add to base dosed with a capsule or two of Vit. E, or use solids and let sit and shake daily for several weeks then strain through cheesecloth and bottle.*

**Hot Foot Powder 2**

Chili Powder  
Red Sandalwood  
Black Pepper  
Cinnamon  
Pinch of Sulfur

*A hexing powder used when you wish to make an enemy uncomfortable. Doesn't hurt anyone permanently. Simply causes temporary suffering.*

**House Blessing**

*Blue*

Cucumber or Melon  
Lavender  
Basil  
Hyssop

*A special blend used only to cleanse and purify a house and to protect from evil spirits. Burn in pottery roof tile.*

**House Dressing**

*Blue*

Van Van  
Lavender  
Hyssop

*Incense brings luck and blessing where it is burned. Sprinkle powder in all corners of any house and by each window and door. Attracts good luck and protects the inhabitants from all evil.*

**Household Harmony Incense**

*This incense is great for clearing out negativity and straightening out misunderstandings.*

2 tbsp. Basil  
1 tsp. Cardamom  
24 drops Pennyroyal oil

**House Purification Incense 1**

3 parts Frankincense  
2 parts Dragon's Blood  
1 part Myrrh  
1 part Sandalwood  
1 part Wood Betony  
1/2 part Dillseed  
Few drops Rose Geranium Oil

*Burn in your home to cleanse it at least once a month perhaps on the Full moon. Additionally, burn this mixture in a new home before moving in.*

**House Purification 1**

- 1 tsp. Vervain
- 1 heaping tbsp. Sage
- 1 tsp. Marjoram
- 1 tsp. Basil
- 1 tb. Clove
- 5 to 7 red Rose Petals
- 3 to 5 Bay Leaves
- 1 heaping tbsp. Sandalwood
- 6 drops Cedarwood Oil

**House Purification Incense 2**

- 1 tbsp. Pine Needles
- 1 tbsp. Juniper
- 1 tbsp. Cedar

*Make sure all ingredients are completely dry, grind in mortar, mix and burn on self-igniting charcoal.*

**House Purification Incense 3**

- 3 parts Frankincense
- 2 parts Dragons Blood Resin
- 1 part Myrrh Resin
- 1 part Sandalwood
- 1 part Wood Betony
- 1/2 part Dill Seed
- Few drops Rose Geranium Oil



**Imbolc Incense 1**

- 3 parts Frankincense
- 2 parts Dragon's Blood
- 1/2 part Red Sandalwood
- 1 part Cinnamon
- Few drops Red Wine

*To this mixture, add a pinch of the first flower (dry it first) that is available in your area of Imbolc. Burn during Wiccan ceremonies or Imbolc, or simply to attune with the symbolic rebirth of the Sun—the fading of winter & the promise of Spring*

**Imbolc Oil 2**

- 1/4 oz. Almond Oil
- 9 drops Siberian Fir
- 5 drops Lavender
- 5 drops Frankincense
- 5 drops Ginger
- 10 drops Orange
- 4 drops Nutmeg
- 5 drops Carnation
- 5 drops Primrose
- Orange Blossoms
- Garnet or Ruby

**Improve Luck Incense**

- 1 part Rosemary
- 1/2 part Dragon's Blood Resin
- 1/2 part Musk Root
- 1/2 part Sandalwood
- Few drops Rose Oil
- Few drops Musk Oil

**Incense against Incubus**

- 2 parts Sandalwood
- 2 parts Benzoin
- 2 parts Wood Aloe
- 1 part Cardamom
- 1/2 part Calamus
- 1/2 part Birthwort
- 1/2 part Ginger
- 1/2 part Pepper
- 1/2 part Cinnamon
- 1/2 part Clove
- 1/2 part Carnation
- 1/2 part Nutmeg
- 1/2 part Mace
- 1/2 part Cubeb seed
- Few drops Brandy

*This ancient mixture is burned to ward off the Incubus.*

*(INCUBUS: A male demon or spirit that was believed to sexually tempt & abuse women. Compare w/Succubus.)*

**Increase Beauty Incense**

- 1 part Rose
- 1/2 part Maidenhair Fern
- 3/4 part Linden
- 1/2 part Lady's Mantle
- Few drops Rose oil

**Increased Fertility Incense**

1/2 part Allspice  
1 part Cherry Blossoms  
1/2 part Saw Palmetto  
1/4 part Strawberry Leaves  
1/4 part Blueberry Leaves  
1/2 part Yarrow  
1/4 part Cucumber Skin (dried)  
Few drops Strawberry Oil

**India Bouquet**

*White*

Ginger  
Cinnamon  
Coriander  
Myrrh  
Cardamom

*A blend designed to draw the opposite sex. Creates an atmosphere of attraction, brings harmony to quarreling couples, ends the problem of marital infidelity. Used in love rituals to ensure tranquility.*

**Indian Incense**

Sandalwood  
Cinnamon  
Benzoin

**Inflammatory Confusion**

*Red*

Oak Ashes  
Fennel Musk

*Increases confusion when lovers are cheating. Stops infidelity. Sprinkle around the altar and on a figure candle representing the one who is cheating. Some practitioners suggest sprinkling a bit of the powder on the wandering one's undergarments.*

**Inflammatory Incense**

*Burn to make someone passionate when you are together. An incense of sensuality. The inclusion of chili pepper turns this into one of the most passionate of the love/sex incenses. Same as Inflammatory Confusion, with chili pepper.*

**Inner Child (victims of abuse, emotional balance)**

Orange  
Tangerine  
Jasmine  
Ylang Ylang  
Spruce  
Sandalwood  
Lemongrass  
Neroli

**Inner Peace**

Rose  
Gardenia  
Magnolia

*A peace inducing, tranquil blend.*

**Inspiring Powder**

*Purple*

Pine  
Lily  
Hyacinth  
Clove

*Sprinkle on any person who needs a boost in morale. Builds confidence and inspires them to do good deeds. Makes people feel optimistic about life. Said to make creativity come easily.*

**Instigation**

*Brown*

Hyssop  
Verbena  
Clove  
Galangal  
Coffee

*A wonderful blend designed to make others initiate new projects. Adds to their creativity and helps them to accomplish difficult endeavors. A mild commanding/compelling mixture and has positive side effects when used cautiously.*

**Interview Oil**

4 parts Lavender  
3 parts Ylang Ylang  
1 part Rose

*Wear lightly to interviews of all kinds to increase your favorable impression.*

**Invigorating**

Grapefruit  
Mandarin Orange  
Tangerine  
Geranium

**Invisibility Powder**

*At Dark Moon, in a mortar and pestle, grind together:*

1 part Fern Leaf, dried  
1 part Poppy Seeds

*Add:*

2 parts Slippery Elm Powder  
1 part Myrrh  
1 part Marjoram, dried  
3 parts Dillweed, fresh if possible

*Grind all together, mixing well. Add:*

9 drops Almond Tincture (Almond cooking extract is great) with enough spring water to make everything barely moist, and mix in well.

*Place in a ceramic bowl, spreading as thinly as possible, and dry the mixture over low heat, stirring it occasionally, until it seems lightly browned.*

*Pour back into mortar, and grind again, enchanting:*

*“Things Seen, and Things Not Seen: Let me walk here in between.”*

*When finely powdered, store in a clear glass container. It will keep its power for years. Sprinkle, just a little bit, on yourself, objects, or in a place to be made invisible.*

**Iron Protection Incense**

1/4 part Iron Filings  
1 part Galangal Root (powdered)  
Few drops Citronella Oil

**Ishtar**

See Astarte

**Isis Incense**

3 parts Myrrh  
2 parts Sandalwood  
1 part Frankincense  
1 part Rose Petals  
Few drops Lotus

*Burn while reverencing Isis. or, burn during any type of magickal operation, since Isis is the Goddess of All Things.*

**Isis Oil 1**

5 drops Camphor Oil  
7 drops Hyacinth Oil  
7 drops Rose Oil  
9 drops Myrrh Oil  
1 Myrrh nugget

**Isis Oil 2**

1/4 oz. Olive Oil  
21 drops Lotus  
14 drops Cypress  
14 drops Frankincense  
21 drops Rose Geranium  
Rose Petals  
Amethyst

**Isis Oil 3**

*Purple*

Orris Oil  
Sweet Flag Oil

*Helps increase determination, will power, and the ability to concentrate.*

**Isis Oil 4**

Rose oil  
Blue Lotus Oil

*Blend equal parts, bottle and shake well.*

**Isis Oil**

*Blue*

Myrrh  
Vetivert  
Frankincense  
Orange Rind  
Civet  
Storax  
Myrtle

*Develops mild passion in the user. A sexually stimulating perfume. Popular with married couples who have lost the magick of love feelings. Guaranteed to bring on unexpected prowess and sexual pleasures.*

**Isis Powder**

Same as above, blue base

**I Tame My Straying Animal**

Peppermint (main)  
Clove (minor)  
Onion Oil (trace)

*This preparation, which originates in Mexico, is intended in keeping a wandering lover at home.*

**J**

**Jalop Powder**

White

**1**  
Galangal  
**2**  
1/4 part Brimstone  
1 part Blessing Incense  
3 parts Vanillin Powder  
1 part Orris  
6 parts Rosemary  
1 part Jalop Powder (High John Root)

*The foremost of blessing and protection powders. Use in any service where special spiritual protection is desired.*

**Jamaica Bush Powder**

Patchouli  
Vetivert  
Lemon  
Jasmine

*Wonderful for helping bring luck while gambling or investing. Attracts good fortune in all areas of life. Use sparingly. Used mainly as a bath; one should relax and meditate on success.*

**Jamaica Ginger Water**

Water  
Ginger Fragrance

**Jezebel Oil**

Ylang Ylang Oil  
Jasmine Oil  
Rose Oil  
Rose Petals

Red Jasper

**Jezebel Oil (Do As I Say/Man Tamer)**

Golden Brown

2 oz. oil base  
1 oz. Palma Christi  
1/2 oz. Bergamot  
1 dram dark Musk  
1/2 oz. Ginger Blossom

**Jinx Incense**

Clove  
Cyclamen  
Base of the appropriate color

**Black**—Burn to ward off evil spirits and to break a hex. Also used to purify altars before using for rituals conducted for placing curses and casting hexes.

**Green**—Burn to gain financial wealth and general success in everything you attempt.

**Purple**—Burn to increase clairvoyant powers. Makes one more deeply psychic.

**Red**—Burn to attract potential marriage partners and new lovers. Always works wonders.

**Jinx Removing (Inside)**

Blue

Mint  
Wintergreen

*An extremely powerful powder which helps offset the effects of evil spells, hexes and curses. Carefully sprinkle all around the inside of a house. Will protect all who reside there.*

**Jinx Removing (outside)**

Blue

Chamomile

*Same as Jinx Removing Powder except that it is to be used in the yard and on the front and back doors. Use both for best results, at the time of the new moon.*

**Jinx Removing Incense**

Blue

Rose Geranium  
Clove  
Deer's Tongue

*An extremely powerful incense for covering the ill-effects of the most horrible curse. Frequently used as a floorwash.*

**Jinx Removing Oil (O'Hara)**

Rose (main)  
Clove (minor)  
Wintergreen (minor)  
Cinnamon (trace)

*A blend found throughout different cultures and magical traditions, this preparation is used on candles and in incense to undo a curse.*

**Job Oil (O'Hara)**

Heliotrope Oil (main)  
Hyacinth Oil (main)  
Patchouli Oil (minor)  
Cinnamon Oil (trace)

*A personal-anointing or ritual-anointing oil used to speed up the job- searching process and ensure its success.*

**Job Protection Powder (Ravenwolf)**

Red Talc Base  
Musk Oil  
Chili Powder  
Tobacco  
Pulverized Newspaper

**Jockey Club Oil**

*To 2 oz. base oil add contents of one Vit. E capsule and:*

Bergamot  
Coconut  
Clover  
Ylang Ylang  
Heather

**Jockey Club Perfume Oil**

Cinnamon  
Piece of tanned leather  
Carnation  
Clove  
Bay

*A strong hex breaker. Used only for uncrossing purposes. Can be depended upon to protect against all evil-doings. Never use for any other purpose.*

**John the Conqueror Powder/Incense**

Same as High John.

*Incense—best when utilized for uncrossing purposes. Removes all curses and hexes enemies. Good to win court cases and win at gambling.*

*Powder—Sprinkle on anyone who has been badly hexed. Helps to eliminate all curses and evil spells. Sprinkle in the courtroom and you will win the case.*

**Joy 1**

*Yellow*

Acacia  
Carnation  
Camellia

*Another sexual stimulant and attraction powder. Draws the opposite sex to you. Also creates feelings of happiness when you are depressed about anything.*

**Joy 2**

Grapefruit  
Mandarin Orange  
Tangerine  
Lemon Grass

**Ju Ju Oil**

Myrrh  
Mimosa  
Jasmine  
Patchouli

*An extremely powerful oil used to cross enemies and uncross clients. A very protective item.*

**Jua Jua Powder**

*White*

Rose  
Mimosa

*Use to cross those you dislike and to uncross friends and yourself. Similar in*



*effect to Ju Ju powder. Extremely protective. Very popular in Voodoo rituals.*

**Jupi**

Same as Jua Jua powder

**Jupiter**

Anise  
Mint  
Hyssop  
Chervil  
Liverwort  
Juniper

**Jupiter Incense 1 (Planetary)**

2 parts Wood Aloe  
1 part Benzoin  
1 part Storax (or Gum Arabic)  
1/4 part Ash Seed  
Few drops Olive Oil  
1 pinch powdered Lapis Lazuli

*Mix & burn. This unusual formula includes a stone & could also be mixed together & carried as a Jupiterian talisman charm. Burn for spells involving riches, expansion, the law & luck.*

**Jupiter Incense 2 (Planetary)**

3 parts Frankincense  
1 part Mace  
1 part Cardamom  
1/2 part Balm of Gilead  
1/4 part pulverized Pomegranate Rind  
1 pinch Saffron  
Few drops Ambergris Oil

*Another like the above.*

**Jupiter Incense 3**

1 part Clove  
1 part Nutmeg  
1 part Cinnamon  
1/2 part Lemon Balm  
1/2 part Citron peel (or equal parts dried Lemon & Orange peel)

**Just Judge Oil**

2 dram (10mL) clean amber or cobalt vial  
Sweet Almond Oil base  
4 drops Violet Leaf  
2 drops Myrrh

3 drops Patchouli  
8 drops Rosewood

**Just Judge 2**

Patchouli Oil (main)  
Sandalwood (main)  
Hyacinth (minor)  
Dragon's Blood (pinch)

*Another preparation to protect against negative results in court cases, it is said to guarantee favor, compassion and fairness from the magistrate's bench.*

**Jyoti**

*Brown*

Galangal  
Powdered Nasturtium Seeds  
Patchouli

*Use while trying to overcome the hex of an enemy and to gain financially. A purifying agent. Sprinkle powder around the premises or burn the incense for protection and purification.*

**K**

**Kabalah Bath Salts**

1 cup Sea Salt  
1 cup Epsom Salt  
4 drops Myrtle  
2 drops Cedarwood  
3 drops Frankincense  
2 drops Rosemary  
10 drops Rosewood

*Blend all essential oils together in a separate glass mixing cup. Add essential oils to sea salt and blend well until the oils are well distributed. If you are going to add color to these salts, add it at this stage and no more than the amount of essential oil you are adding. Once the essential oils have blended well with the sea salt, combine the sea salt and Epsom salts completely. Store in a dark glass air tight glass jar. Use a generous handful in your bath!*

**Kabala Powder**

*Purple*

- Myrtle
- Cedar
- Frankincense

*A strong attraction powder which allows its user to easily communicate with the spirits. Must be used only while in solitude, never in a group ceremony. Use only with white candles.*

**Kali Incense**

- 1 oz. Sandalwood
- 1 oz. Jasmine Flowers or 6 drops Jasmine Oil
- 1/2 oz. dried Rose Petals
- 2 drops of your menstrual blood

*Blend and use for private meditation during the onset of menstruation*

**Kali Incense**

- 3 parts Frankincense
- 3 parts Rue Herb
- 1 part Red Poppy Flowers
- 1 part Poke Root
- 10 ml Ylang Ylang Oil per 8 oz. dry ingredients
- 10 ml Musk Oil per 8 oz. dry ingredients

**Khus Khus**

- Jasmine
- Oleander

*Add to bath water and it will make you irresistible to the opposite sex. Also increases sales in business.*

**Kindly Spirit**

*Blue*

- Lily
- Hyacinth
- Lemon

*Makes others like you and feel sympathy for you under all circumstances. Use in any ritual where you are seeking to overcome loneliness or where you need a friendly shoulder to cry on.*

**King of the Woods**

*Green*

- Saturn Root
- Civet
- Musk
- Vanilla
- Cypress

*Used by men, it is a sexual domination formula. Homosexual men seeking to attract other males should see Satyr Oil.*

**King Solomon Oil**

*Red*

- Solomon's Seal
- Hyssop
- Rose

*Brings forth wisdom and intuitiveness. Makes the user more psychic than before. Draws wealth. use in any ritual where the faculties are to be called into play.*

**King's Perfume Oil**

- Frankincense

*Use to improve lovemaking ability and locate a better job. Attracts love from those of the opposite sex. Expect great changes when using this oil. Used by men, women should use Queen's Perfume. Anoint success or luck objects to heighten their magnetism.*

**Knowledge and Wisdom Incense**

- 1 part Solomon's Seal
- 1/4 part Benzoin
- 1/2 part Vervain
- 1/2 part Cloves
- 1/2 part Bay

**Kundalini Incense**

- 1 pinch Sage
- 3 small pieces Copal Resin
- 7 Bay Leaves
- 4 pieces Orange Peel
- 7 drops Sandalwood Oil

**Kyoto Powder**

*Blue or Purple*

- Orris
- Vanilla
- Clove
- Lavender

*Sprinkle on the head of anyone desiring assistance in overcoming illness or bad luck. Creates a more positive attitude in all who utilize it.*

**Kyphi Incense**

**1**

Musk  
Myrrh  
Olibanum  
Storax  
Balm of Gilead  
Cassia  
Lotus

**2**

Myrrh  
Frankincense  
Honey  
Red Wine  
Cypress  
Storax

*An excellent banishing incense. Used to banish negativity, evil spirits or bad luck. Beneficial in attracting healing spirits.*

**3**

4 parts Frankincense  
2 parts Benzoin  
2 parts Gum Mastic  
2 parts Myrrh  
1 part Cedar  
1 part Galangal (or ginger)  
1/2 part Calamus (or Vetivert)  
1/2 part Cardamom  
7 Raisins  
1/2 part Cinnamon  
1/2 part Cassia  
1/2 part Juniper Berries  
1/2 part Orris  
1/2 part Cypress  
Few drops Lotus  
Few drops Wine  
Few drops Honey

*Mix the ground dry ingredients thoroughly. Let sit in an airtight container two weeks. In a separate bowl, mix together the oil, wine, honey & raisins. Add to the dry ingredients & blend with the hands. Let sit another 2 weeks. Then, if desired, grind to a fine powder. Kyphi is*

*used in night rituals, to invoke Egyptian Goddess & Gods & as a general magickal incense.*

**4 (simplified)**

3 parts Frankincense  
2 parts Benzoin  
2 parts Myrrh  
1 part Juniper berries  
1/2 part Galangal  
1/2 part Cinnamon  
1/2 part Cedar  
2 drops Lotus bouquet  
2 drops Wine  
2 drops Honey  
A few raisins

*Mix, Burn, use as the last.*

**Kyphi Incense 3**

*Soak about 1/2 handful raisins in white wine for 5 days.*

*Take equal parts of: juniper acacia sweet sedge root henna Macerate all in white wine for 24 hours.*

*Take equal parts of: calamus gum mastic peppermint bay laurel cinnamon galangal orris Grind these to a powder, mix well and set aside.*

*Drain the raisins, mix, with 1 tb. myrrh and 1 tb. honey.*

*Add the drained herbs, and finally work in the powdered herbs.*

*If the mixture is too dry, add a little of the white wine.*

*Spread out on a board to dry, powder and use on charcoal discs.*

**L**

**Lady Luck Incense**

Rose  
Cinnamon  
Patchouli

*Use only before gambling. Will assist you*

*in winning with regularity. Used as a bath for those seeking prophetic dreams or a change in luck.*

**Lady of the Lake Oil**

- 1/4 oz. Almond Oil
- 25 drops Lavender Oil
- 5 drops Lilac Oil
- 5 drops Earth Oil
- 5 drops Rose Geranium
- 4 drops Carnation
- 1 drop Jasmine
- 1 drop Rosemary
- Lavender Buds
- Amethyst Crystal

**Lady Wyldewood**

*To make women more attractive to men:*

- 4 parts Damiana
- 3 parts Lavender
- 5 parts Myrrh
- 3 parts Rue
- 2 parts Sandalwood
- 3 parts Chamomile
- 5 parts Patchouli Leaves
- 10 ml Lotus Oil per 8 oz. dry ingredients
- 10 ml Ylang Ylang oil per 8 oz. dry ingredients
- 10 ml Jasmine Oil per 8 oz. dry ingredients
- 10 ml Violet Oil per 8 oz. dry ingredients

*Compound in the hour of Venus, on the day of Mars, in a silver bowl.*

**La Flamme Oil**

- Musk (main)
- Ambergris (minor)
- Bay (trace)
- Mimosa (trace)

*Used as an anointing oil for candles or talismans, this blend is reported to fix you firmly in your lover's mind. It may be used to enhance a lover's sense of excitement toward the user or to bring home a lover that has strayed.*

**Lavender Incense**

- 1 tb. Fine Sawdust
- 1 tsp. powdered Lavender
- 1 tsp. powdered Rose Petals

- 1 tsp. powdered Cloves
- 1 tsp. powdered Orris Root
- 1 tbsp. distilled Water
- 1 tsp. Gum Arabic
- 3 drops Lavender Oil
- 3 drops Rose Oil
- 3 drops Clove Oil

*Dissolve gum in water. Mix well with dry ingredients and shape into cones. Allow to dry thoroughly.*

**Lavender Sleep Pillow**

- 3 parts Lavender
- 1 part Hop Flowers
- 1 part Lemon Verbena leaves
- 1 part Rosemary
- 1 part Marjoram
- 1 part Sweet Cicely
- A few drops Lavender essential oil

*Mix thoroughly and stuff into muslin bags to make pillows.*

**Lavender Water**

- 2 tbsp. oil of Lavender
- 2 tbsp. oil of Bergamot
- 4 bruised Cloves
- 1 pint Alcohol

*Mix, let stand 1 month. Filter and add:*

- 1/4 cup distilled water or rosewater
- 1/3 tsp. essence of Musk or Ambergris (substitute 2 drops fragrance oil)

**Law Incense**

- 1 part Sandalwood
- 1/4 part Cascara
- 1/4 part Onion

**Law Stay Away Oil (Espanta Policia)**

*To 2 oz. base oil add contents of one Vit. E capsule and the following herbs:*

- Anise
- Dragon Blood Chunks
- Licorice Sticks
- Deer's Horn Powder

*Let sit for several weeks & shake daily. Strain thorough cheesecloth and bottle.*

**Le Diable S'en Va Incense**

(*"The devil goes away"*)

- 1/4 tsp. powdered Asafoetida
- 1 oz. powdered Frankincense
- 1/4 oz powdered Rosemary
- 1 tbsp. powdered Vanillin
- 1/4 oz Jalop Powder
- 1/4 oz Basil Leaves
- 1/4 tsp. Saltpeter
- 2 drams Tincture of Benzoin
- 1 dram Uncrossing Oil

*This incense can be used to remove negative energy from within a building.*

**Legal Matters Incense**

- 1-1/2 parts Cascara Sagrada
- 1 part Galangal
- 1/2 part High John the Conqueror

**Leo Incense**

- 2 parts Gum Mastic
- 1 part Sandalwood
- 1 part Juniper berries

*Use as a personal altar or household incense to increase your powers.*

**Leo Oil**

- Frankincense
- Musk
- Rose
- Lemon
- Patchouli
- Balm of Gilead

**Leprechaun's Gold Incense**

- 1 oz. Cinnamon
- 1 oz. powdered Sandalwood
- 1 oz. powdered Frankincense
- 1/4 oz. Bayberry
- 1/2 oz. Anise Seed
- 1/2 oz. grated Orange Peel
- 1/4 tsp. Saltpeter
- 1 dram Lemon grass Oil (Louisiana Van Van Oil)
- 2 drams Tincture of Benzoin

*This is an incense for attracting good luck.*

**Libra Incense**

- 2 parts Sandalwood

- 1 part Thyme
- Few drops Rose Oil

*Use as a personal altar or household incense to increase your powers.*

**Libra Oil**

- Lavender
- Chamomile
- Cassia
- Lily

**"Lock" Incense**

- 3 parts Frankincense
- 2 parts Juniper berries
- 1 part Vetivert
- 1/2 part Cumin

*To guard your home from thieves: During the day smolder this mixture in a censer before the front door, then move it to each opening in the house (doors, windows, cellars, etc.) through which thieves may enter.*

*Visualize its smoke forming an invisible but impenetrable barrier. Move in a clockwise circle throughout your home, replenishing the incense as necessary.*

*Repeat monthly at the time of the Full Moon, if possible, or, use as needed. This is designed to "lock" your home against unwanted intruders—but don't forget to bolt the doors as well.*

**Lobban**

*Green*

- Frankincense
- Bergamot
- Lemon
- Lilac

*A strong purifying incense. Use before and after conducting rituals. Cleanses of evil spirits.*

**Lodestone**

*Grey*

- Powdered Iron Filings
- Galangal
- Citronella

*A very potent protective incense. Always brings the best of luck. Breaks hexes. A favorite luck blend, also used in uncrossings..*

**Lord Wyldewood Incense (Morgan)**

*To make men more attractive to women:*

- 5 parts Damiana
- 5 parts Mistletoe
- 5 parts Oak Bark
- 3 parts Patchouli Leaves
- 5 parts Frankincense
- 3 parts Gum Arabic
- 10 ml Jasmine Oil per 8 oz. dry ingredients
- 10 ml Amber Oil per 8 oz. dry ingredients
- 10 ml Musk Oil per 8 oz. dry ingredients

*Compound in the hour of Mars, on the day of Venus, in an earthenware bowl.*

**Lost & Away Powder**

*Brown*

- Dirt from Crossroads
- Mistletoe
- Sulfur
- Orris
- Sage

*Said to be one of the most powerful of powders for getting rid of someone. Similar in effect to Get Away and employed in the same manner.*

**Lost & Away Incense**

*For getting rid of unwanted attention.*

- 1 part Mistletoe
- 1 part Orris Root (ground)
- 1 part Sage
- Small pinch Sulfur

*Smells foul, open windows!*

**Louisiana Van Van Oil**

- 2 tbsp. Lemongrass herb
- 2 oz. carrier oil

*A pinch of blessed salt is added to each bottle of oil made.*

*This oil is much used in the voodoo circles,*

*an oil which has many uses. For other versions, see entries under "Van Van Oil".*

*For uncrossing purposes, add nine drops of the oil to the bath water for nine days daily.*

**Love & Attraction Oil (New Orleans Style)**

- Lemon Oil
- Rose Oil
- Vanilla Oil
- Almond oil
- Gold glitter or two gold stars

**Love & Lust Oil**

*In a small, red bottle, place the following:*

- 12 scented red Rose Petals
- Small sprig fresh Peppermint
- 3 Cinnamon-Basil leaves
- small sprig parsley

*In a mortar, grind together:*

- 1/2 tsp. caraway seed
- 1/2 tsp. Cloves
- 1/2 tsp. Rosemary
- 1/2 tsp. Yarrow
- 1/2 tsp. Catnip

*Add these to the bottle.*

*Fill the bottle 3/4 full with olive oil.*

*Now add*

- 6 drops Vanilla Oil
- 6 drops Lemon Oil
- 6 drops Orange Oil
- 6 drops Jasmine Oil
- 3 drops Rose Geranium oil

*Add dried Lavender Buds to completely fill the bottle; cork.*

**Love and Success**

*Red*

- Allspice
- Orris
- Cinnamon
- Bay
- White Sandalwood

*Assists in locating happiness in marriage and great success in all things attempted.*

*Use for anointing red and pink candles.*

**Love Bath 1**

*Pink*

- 3 parts Rosemary
- 2 parts Lavender
- 1 part Cardamon
- 1 part Jasmine

**Love Bath 2**

- 3 drops Palmarosa Oil
- 2 drops Lavender Oil
- 1 or more drops Rose Oil

*Add to bath water.*

**Love Bath Salts**

*Pink*

- 1 tsp. Amber oil
- 1/2 tsp. light Musk Oil
- 1 tsp. Rosewood Oil
- 1/2 tsp. Lime Oil
- 1/4 tsp. Patchouli Oil
- Pinch ground Patchouli
- 2 cups Epsom Salts
- 3 tsp. Cornstarch

**Love Breaker Incense**

*For breaking up.*

- 1/2 part Vetivert
- 1 part Patchouli
- 1 part Lemongrass
- 1/2 part Mullein

**Love Breaker Powder**

- Graveyard Dirt
- Vetivert
- Patchouli
- Lemon Grass

*Used to spoil a love affair or marriage. Can be used on self or mate if split is desired. Can also be used to rid oneself of undesired attention.*

**Love Drawing Incense**

*Into the base of red mix rose petals and lavender buds, to about 3 oz. total thereof of base and herbs. Add to that 7 drops of lotus oil and mix finely together.*

*This is to be burned in spells for love and desire.*

**Love Drawing Powder (Manning)**

- 1 oz. Sandalwood
- 1/4 tsp. Cinnamon
- 1 tsp. Sweet Basil
- 1 tsp. Myrtle
- 1/2 dram Frankincense Oil
- 3/8 dram Jasmine Oil
- 1/8 dram Patchouli Oil
- 4 oz. Talc

*Blend together all the ingredients. Be sure to add Talc last. You will find many good uses for your powder in sachets or sprinkled in the right places to attract love.*

**Love Herbs/Love Herbs Oil**

*Same as Loveage Herbs/ Loveage Oil*

**Love Incense 1**

- 2 parts Sandalwood
- 1/2 part Basil
- 1/2 part Bergamot
- Few drops Rose Oil
- Few drops Lavender Oil

*Burn to attract love, to strengthen the love you have, & to expand your ability to give & receive love.*

**Love Incense 2**

- 2 parts Dragon's Blood
- 1 part Orris
- 1/2 part Cinnamon
- 1/2 part Rose Petals
- Few drops Musk Oil
- Few drops Patchouli Oil

*Another like the above.*

**Love Incense 3**

*Pink*

- Orris
- Musk
- Sandalwood
- Violet
- Gardenia

*A highly magnetic incense which is used to draw potential lovers and mates to your side. Molded into hearts with saltpeter,*

*gum arabic, alcohol.*

**Love/Lust Powder**

- 5 oz. unscented Talc
- 1/4 oz. Cinnamon
- 1 oz. Sandalwood
- 1/2 tsp. Sweet Basil
- 10 drops Frankincense oil
- 8 drops Jasmine Oil
- 6 drops Patchouli Oil
- 1 tsp. Myrtle Oil

**Love Me Perfume Oil**

*Red*

- Vanilla
- Cinnamon
- Jasmine
- Khus Khus

*Increases sexual magnetism and potency. Use sparingly for it is extremely strong. May be used to anoint candles in love rituals and also makes a fine aromatic bath mixture.*

**Love 'n' Lust Oil**

*Best made on a new moon*

*In a small red bottle, place the following ingredients:*

- 12 or so red Rose Petals (heavily scented)
- Small sprig of fresh Peppermint
- Three Cinnamon Basil Leaves
- Small sprig of Parsley

*With a mortar and pestle, grind the following to a coarse texture 1/2 tsp. each:*

- Caraway Seeds
- Cloves
- Rosemary
- Yarrow
- Catnip

*Put the ground herbs into the bottle.*

*Pour olive oil into the herb blend until the bottle is about 3/4 full.*

*In a separate bottle, blend 6 drops each of the following:*

- Rose Geranium Oil

- Lemon Oil
- Orange Oil
- Jasmine Oil
- 3 drops of Vanilla Oil

*Add the oils to the red bottle.*

*Add Lavender Flowers until the bottle is almost full. Shake.*

*Charge in ritual using a red and pink candle.*

**Love Oil 1**

- 15 parts dilute Rose Otto (3 percent rose otto absolute in a Jojoba oil base)
- 15 parts dilute Jasmine (3 percent jasmine absolute in a Jojoba oil base)
- 2 parts Lavender Oil

*Add a 1-inch piece of Vanilla Bean and a little sprig of Yarrow to the bottle.*

**Love Oil 2**

- Add to 1/4 oz. of base oil:
- 7 drops Rose Oil
- 4 drops Jasmine Oil
- 4 drops Patchouli Oil
- 7 drops Dragon's Blood Oil
- 3 Rose Quartz chips or a small rose quartz
- 1 Pink Rose Bud

**Love Oil (Men) 3**

- 15 drops Sandalwood
- 10 drops Patchouli
- 5 drops Rose
- 2 drops Vetivert

**Love Oil (Women) 4**

- 10 drops Rose
- 5 drops Jasmine
- 5 drops Palmarosa

**Love Oil 5**

- 1 dram Jasmine Oil
- 1/2 dram Apple Oil
- 5 dried Rose Petals
- 1/2 dram Orange Oil
- 5 Coriander Seeds

**Love Oil 6**

- 1/2 cup Almond or Olive Oil



1 Rose Petal  
1 pinch Chamomile Flowers  
1 pinch Yarrow

**Love Oil 7**

15 parts Rose (3%)  
15 parts Jasmine (3%)  
2 parts Lavender  
Piece of Vanilla Bean  
Sprig of Yarrow

**Love Oil 8**

1/4 cup base oil  
7 drops Rose  
7 drops Dragons Blood  
3 drops Jasmine  
3 drops Patchouli  
3 Rose Quartz Chips  
3 small Rose Buds

**Love Oil 9**

Rose  
Apple Blossom  
Gardenia  
Jasmine  
Ylang Ylang

**Love Oil 10**

Jasmine  
Musk  
Lemon Verbena

*For Love and Attraction.*

**Love Oil 11**

Rose  
Jasmine  
Violet  
Carnation  
Lemon Verbena

*For Love and Attraction.*

**Love Oil 12**

Rose  
Violet  
Musk  
Lemon Verbena

*For Love and Attraction.*

**Love Oil 13**

1/2 oz. Olive Oil  
10 drops Rose  
5 drops Jasmine  
7 drops Musk  
10 drops Ylang Ylang  
2 drops Lavender  
Rose, Jasmine Petals  
Garnet  
Rose Quartz

**Love Oil**

*Red*

Coconut or palm oil base  
Musk  
Frangipani

*Brings luck in all love matters. Makes you more attractive to the opposite sex.*

**Love Philtre**

1 tbsp. Patchouli Leaf  
1 tbsp. Hibiscus  
1 tbsp. Yarrow  
1 tbsp. Passionflower  
1 tbsp. Strawberry Leaf  
1 tbsp. Motherwort  
1 tbsp. Damiana  
1 tbsp. Poppy Flowers  
4 Adam and Eve Roots  
1 tbsp. Lovage Root  
20 drops Rose Oil  
10 drops Strawberry Oil  
8 drops Musk Oil  
5 drops Patchouli Oil  
2 tbsp. Orris Root powder

**Love Potpourri**

3 tbsp. Rose Petals  
2 tbsp. Chamomile  
1 tbsp. Coriander Seeds  
1 tbsp. Lavender  
1 tsp. Cinnamon  
1/2 Vanilla Bean

**Love Potion**

Vanilla  
Ginger  
Sap  
Soil

*Add together and mix. Spread on inside*

arm from elbow to wrist. Chant details of your crush. Rinse.

**Love Powder 1**

Blue base

- Lavender
- Lemon
- Tonka
- Frankincense

**Blue**—To be used only by females. Toss in the face of a male or secretly place in his clothing. Makes him more sexually attracted to your charms.

**Green**—Attracts money to a marriage when the participants are truly in love. Use liberally, substitute basil for Tonka.

**Red**—sprinkle or toss on any person you secretly desire. They will be unable to resist for long. Substitute Yohimbe for Tonka.

**Yellow**—No reason given. Substitute almond for Tonka.

**White**—sprinkle on newlyweds before they leave for their honeymoon.

**Pink** – Increases understanding and brings peace of mind.

**Orange**—sprinkle on any couple who seems to be having difficulty adjusting. Solves all problems. Substitute cassia or Low John for Tonka.

**Pink**—to be used only by males. Sprinkle a little on the female’s clothing or toss a little in her face. Makes her more passionate in your presence. Substitute rosebuds for Tonka.

**Purple**—No reason given, probably for gays. Substitute violet oil for Tonka.

**Love Powder 2**

Base:

- 1/2 part cornstarch
- 1/4 part red powder paint

Herbs:

- Powdered Verbena
- Powdered Rose Petals
- Powdered Lavender

*Powder enough of the herbs to provide 1/4 part in proportion to the cornstarch and powder paint. Mix this powder on a day when the moon waxes on a Day of Venus.*

**Love Powder (Cunningham) 3**

- 3 parts Yarrow
- 3 parts Lavender
- 2 parts Rose Petals
- 1 part Ginger

*For use in attracting love. Be sure to sprinkle the bedsheets or bedroom.*

**Love Powder 4**

- 1 oz. powdered Sandalwood
- 1/4 tsp. powdered Cinnamon
- 1 tsp. Basil
- 1 tsp. Myrtle
- 1/2 dram Frankincense Oil
- 1/2 dram Spikenard Oil
- 1 dram red Rose Oil (or Jasmine)
- 4 oz. unscented talc

**Lover Come Back**

- Patchouli (main)
- Myrrh (minor)
- Clove (trace)

*This oil was created to bring back a wandering lover.*

**Lover Come to Me Brew**

- Handful of dried Jasmine Flowers
- 1/2 liter of Apple Juice
- 2 Apples (cut into small pieces)
- 1 Red Apple (cut into bite sized pieces)

*Add the Jasmine and the Apples to the apple juice, stir ingredients in a clockwise direction, drink potion daily, reciting:*

*“Love comes my way, blessed be”*

**Lover’s Incense**

Red

- Musk root powder

Musk  
Civet  
Ambergris  
Patchouli

*Increases a person's natural psychic magnetism. Makes you much more dynamic and sensual.*

**Love Sachet 1**

1 tbsp. Hibiscus Flowers  
1 tbsp. Passionflower  
1 tbsp. Strawberry Leaf  
1 tbsp. Poppy Flowers  
10 drops Rose Oil  
10 drops Strawberry Oil  
8 drops Musk Oil

**Love Sachet (Cunningham) 2**

3 parts Lavender  
2 part Rose Petals  
1 part Orris Eoot

*Tie up in a pink cloth. Place the sachet among your clothing or wear it to attract love.*

**Love Sachet 3**

3 parts Rose Petals  
2 parts Orange Flowers  
1 part Jasmine Flowers  
1 part Gardenia Flowers

*Another like the above.*

**Love Soap (Cunningham)**

4 parts Geranium  
3 parts Palmarosa  
2 parts Neroli  
1 part Ginger

*Melt 4 oz. Castile soap in 1/3 cup hot water. Add 20-50 drops of this blend. Pour into molds and let harden.*

*Wash with this soap to attract love, or prior to Love rituals.*

**Love "Special" Sachet 4**

4 parts Rose Petals  
1 part Orange Peel  
1/2 part Carnation Petals

Pinch Baby's Breath

*Mix, tie up in a pink cloth and wear.*

**Love Sachet 5**

Rose Quartz  
Malachite  
5 small Rosebuds  
Lavender Buds  
Sea Salt

*Anoint the rosebuds with rose oil, anoint the rose quartz with lemon oil, and the malachite with ylang ylang oil. Tie up in a pink or red cloth.*

**Love Spinach for Women (To Draw a Man)**

(2) 10 oz. bags fresh Spinach  
2 cups fresh Mushrooms, sliced  
1/2 stick Butter  
1 oz. Swiss Cheese, chopped  
1/2 cup White Wine  
1/2 tsp. Orris Root  
1 cup Sour Cream  
Salt & Pepper to taste

*Cook spinach in 1/2 cup water, drain in colander and chop. Sauté mushrooms. Return the spinach to the pot with mushrooms and add sour cream, salt and pepper to taste. Stir and add Swiss Cheese and butter. Stir and then turn off the stove. Now add the white wine and pinch of Orris Root powder, stir. Serve by candlelight.*

**Love Sugar**

*By the light of a pink candle, fill a glass jar with fine white sugar and add one vanilla bean and either a cinnamon stick or a bit of lemon peel. As you fill the jar, gaze into it and empower it with feelings of love, friendship and acceptance. Use the sugar while baking and decorating cakes and cookies which you will share with friends and loved ones; as you bake, fill the cakes with love and joy.*

**Love Tea**

Rose petals  
Lemon Balm  
Jasmine Flowers

A inch of Cinnamon, Ginger and Coriander  
Sweeten with Honey

*To bring love into your life, make this tea every Friday and sip slowly by the light of a pink candle while projecting your readiness for love to the universe.*

**Lucid Dreaming Oil**

2 drops Valerian Oil  
2 drops Lavender Oil  
1 drop Clary Sage Oil

**Luck Around Business**

*Green*

Pulverized Dollar Bill  
Gold Sand  
Powdered Frankincense  
Heliotrope

*Brings an increase in business. Draws new customers. Commonly used by prostitutes in New Orleans since early times. Said to work well. Any way it is used, as a powder, incense, floorwash, oil, it is said to be effective.*

**Luck Be With You Incense**

Lotus Root  
Calamus Root  
Vetivert  
Huckleberry

*Blend in desired quantities.*

**Luck Oil**

Basil  
Bayberry  
Vervain

**Luck Powder**

1/4 tsp. Cedar  
1/4 tsp. Patchouli  
1/8 tsp. Galangal  
1/8 tsp. Ginger

**Luck Soap**

2 parts Vetivert Oil  
1 part Orange Oil  
1 part Nutmeg Oil

*Grate a 4 oz. bar of plain soap into a non-*

*metallic pot. Add slightly less than 1/3 cup boiling water, and let stand until the soap is mushy. Add 20 to 50 drops of the above blend, and mold the soap into spheres. Let dry.*

**Lucky Dog Oil 1**

*Green*

Vanilla Oil  
Cinnamon Oil  
Strawberry Oil  
Watermelon Oil

*An aid to gamblers. Rub on hands before throwing dice or dealing cards. Brings financial gain.*

**Lucky Dog Oil 2**

*Brown*

3 oz. base oil  
1 dram Carnation Oil  
1/2 dram Allspice Oil  
A Trillium (Low-John) root in the master bottle

**Lucky Life Oil**

2 parts Cinnamon  
1 part Chamomile  
1 part Peony

*Add 2 tbsp. to 2 oz. olive oil.*

*Add a Tonka Bean to each bottle.*

**Lucky Lodestone Oil**

*Red*

Cinnamon  
Lavender  
Lodestone in bottle

*An excellent all-around oil for developing good fortune and changing bad luck to good.*

**Lucky Mystic Powder**

*White*

Silver Magnetic Sand  
Sweet Basil Oil  
Vetivert Oil

*An excellent blend designed for attracting*

*good. Aids in establishing clairvoyance, attracts prophetic dreams.*

**Lucky Nine Oil (Nine Mystery)**

*Gold/Orange*

3 oz. base oil  
1 dram Musk Oil  
1 dram Rose Geranium Oil  
1 dram Sandalwood Oil  
1 dram Frankincense Oil  
1 dram Myrrh Oil  
1 dram Bergamot Oil  
1 dram Citrus Oil (orange, lemon)  
1/2 dram Allspice Oil  
1/2 dram Vervain

**Lucky Oil 1**

1/2 oz. Olive Oil  
1/4 oz. Myrrh Oil  
1/4 oz. Jasmine Oil

*Anoint the feet before putting on shoes.*

**Lucky Oil 2**

6 drops Thyme Oil  
6 drops Anise Oil  
6 drops Mint Oil  
1 oz. Olive Oil

*Sprig of mint added to bottle*

**Luck Powder**

Vetivert  
Calamus  
Nutmeg  
Allspice

*Sprinkle this Wiccan powder around your home or on yourself to bring about a positive change and remove any negative energies.*

**Lucky Powder**

*Yellow*

Lime  
Orange  
Peach Blossom Oil  
Melon Oil

*A special blend designed to stop infidelity from taking place in any marriage. If, however, the person is not involved in*

*merely a sexual affair, but is within a deeper involvement with someone else, this will be ineffective.*

**Lucky 7 Root**

Nutmeg  
Vetivert  
Tonka  
Patchouli  
Adam & Eve  
Low John  
Hi-John

*Protects against being hexed or crossed by an unknown enemy. This root is said to be especially good when gambling or taking risks of any kind.*

**Lucky Spirit Powder**

*White*

Bitter Orange  
Citronella

*Another hex-breaking powder. Place in all the corners of the house and on the altar. Attracts all helpful spirits. They in turn will reverse the curse.*

**Lughnasadh Incense**

2 parts Frankincense  
1 part Heather  
1 part Apple Blossoms  
1 pinch Blackberry leaves  
Few drops Ambergris Oil

*Burn during Wiccan rituals on Aug 1 or 2, or at that time to attune with the coming harvest.*

**Lupercalia Oil**

1/4 oz. Olive Oil  
3 drops Rose  
3 drops Vanilla  
3 drops Peach  
2 drops Jasmine  
1 drop Ronka  
Rose Petals or Jasmine Blooms  
Garnet or Ruby

**Lust Bath Salts 1**

*Orange*

1 cup Epsom Salts  
 2/3 cup Table Salt  
 1/3 cup Baking Soda  
 14 drops Orange Oil  
 14 drops Lime Oil  
 10 drops Rosemary Oil  
 8 drops Cinnamon Oil

**Lust Bath Salts (Cunningham)**

*Red*

3 parts Sandalwood  
 2 parts Patchouli  
 1 part Cardamom

**Lust-Drawing Incense**

1 part Sandalwood  
 1 part Dragon's Blood  
 1/2 part Lavender Buds  
 1/2 part Orris Root Powder  
 3 drops Musk Oil  
 3 drops Rose Oil  
 1 drop Cherry Oil

**Lust Incense**

1 tsp. Yohimbe  
 1 tsp. Damiana  
 1 tsp. Patchouli  
 1/2 tsp. Cloves  
 1/2 tsp. Dragons Blood  
 1/2 tsp. Oakmoss

**Lust Oil**

1/2 cup Blending Oil  
 1 pinch Catnip  
 1 pinch Ginseng  
 1 red Rose Petal

**Lust Ointment (Cunningham)**

3 parts Galangal  
 2 parts Dill  
 1 part Ginger  
 1 part Peppermint  
 1 whole Vanilla Bean

*Infuse in vegetable shortening.*

**Lust Potion**

6 drops Patchouli Oil  
 6 drops Sandalwood Oil  
 6 drops Rose Oil  
 6 drops Clove Oil  
 6 drops Nutmeg Oil

6 drops Olive oil

*Wear as a perfume whenever you'll be in the presence of the person you're trying to attract.*

*Be careful, this stuff is potent. And don't be surprised if you find others eyeing you as well. I find it's effective for getting a man's attention. I would suggest substituting amber oil for the rose oil in order to attract a woman.*

**Lust Promotion**

3 three drops Sandalwood  
 2 drops Patchouli  
 1 drop of Cardamom

*Use this mixture to promote lustful desires. The corresponding color for this potion is red, so you may prefer to use a candle or towel of this color.*

**Luv Luv Luv Oil**

Rose  
 Angelica  
 Clove  
 Cucumber

*A special blend of oils used to attract those already taken by someone else. Use of this oil makes him notice you. May also be used to attract women.*

**M**

**Mabon Incense**

2 parts Frankincense  
 1 part Sandalwood  
 1 part Cypress  
 1 part Juniper  
 1 part Pine  
 1/2 part Oakmoss (or few drops of Oakmoss Bouquet)  
 1 pinch pulverized Oak leaf

*Burn during Wiccan ceremonies on Mabon or at that time to attune with the change of the seasons.*

**Mad Oil**

*Red*

Capsicum  
Ammonia Crystals  
Coriander Oil  
Pine Oil

*Brings luck and success to the user. Clears channels for success. Use sparingly, as this can be used to hex others by driving them to insanity.*

**Magick Carpet**

Sandalwood  
Rose  
Henbane  
Magnet

*Same as Lucky Lodestone oil. Attracts all forms of luck and love. Draws forth wealth and success in all endeavors. Incense-same as Lucky Lodestone; add sandalwood and cinnamon.*

**Magickal Power Incense**

2 parts Dragon's Blood  
2 parts Ginger  
1 part Allspice  
1 part Vanilla  
1 part Orange  
1 part Frankincense  
1 part Saltpeter

*Burn to increase own magickal power.*

**Magickal Power Oil**

6 drops Dragon's Blood  
4 drops Ginger  
4 drops Tangerine  
3 drops Allspice  
2 drops Frankincense  
1 drop Vanilla  
1/2 oz. Carrier Oil

**Magick Circle Oil**

20 drops Juniper Berry  
10 drops Frankincense  
10 drops Sandalwood  
5 drops Rosemary  
2 drops Nutmeg

**Magnet Oil**

*Dark Red*

2 o.z each Apricot and Sesame oils as a base

1 dram Cinnamon  
1 drams Rose  
2 drams Rose Geranium  
A lodestone in master bottle with iron filings

**Magnetic Blade**

Musk (main)  
Patchouli (main)  
Ambergris (main)  
Civet (main)  
Cinnamon (trace)

*This blend was especially designed for use in love attraction by homosexual men.*

**Magus Oil**

1/4 oz. Almond Oil  
3 drops Vetivert  
12 drops Lemon  
7 drops Orange  
10 drops Frankincense  
10 drops Sandalwood  
Frankincense Resin  
Malachite

**Maiden's Ruin Oil**

Patchouli Oil  
Rose Oil  
Amber Resin  
Southernwood

**Mandrake Perfume Oil**

Galangal  
Hyssop  
Dill  
Licorice  
Purple Musk Base

*Combination hexing and protection formula. Seldom used, except by very experienced users, as it tends to be highly reversible. The ingredients invoke Elemental levels and must be used with extreme caution.*

**Marie Laveau Peace**

*Blue*

Holy Water  
Spring Water  
Rain Water  
Rose Water  
Lavender

*At the turn of the 20th century, Marie Laveau was High Priestess of New Orleans Voodoo. Use like Holy Water and sprinkle throughout the home to bring peace.*

**Marital Bliss Incense**

- 1 Vanilla Bean (ground)
- 2 parts Wintergreen
- 1 part Khus Khus
- 1 part Narcissus
- Few drops Wintergreen Oil

*Burn at night when you go to bed.*

**Marriage Oil**

- Rose (main)
- Pine (main)
- Myrrh (main)
- Muguet (main)

*Based on a traditional blend, this scent was intended to help an unsure suitor gain confidence to propose. It can also be used to scent a home to keep a marriage peaceful and happy.*

**Mars Incense 1 (Planetary)**

- 4 parts Benzoin
- 1 part Pine Needles (or resin)
- Scant pinch Black pepper

*Burn to attract its influences, or during spells involving lust, physical strength, competitions, rituals concerning men, etc.*

**Mars Incense 2**

- 2 parts Galangal
- 1 part Coriander
- 1 part Clove
- 1/2 part Basil
- Scant pinch Black Pepper

**Mars Incense 3**

- 2 parts Dragon's Blood
- 1 part Cardamom
- 1 part Clove
- 1 part Grains of Paradise

**Martial Incense**

- 4 parts Dragons Blood
- 4 parts powdered Rue

- 1 part ground Peppercorns
- 1 part dried Ginger
- 1 pinch Sulfur
- 1 pinch magnetized Iron Filings or powdered Lodestone.

**Master Oil**

*Brown*

- Deer's Tongue
- Patchouli
- Brick Dust

*A popular conjuring oil used in all love matters. Also brings luck and power in all other things. Used mostly by men in rituals of love, luck or power. Use a brown candle and use a drop or two of the oil on the palms of the hands when going to important business meetings or any other situation where you must be self-possessed and confident.*

**Medicine Wheel Incense**

- 2 parts Sage
- 1 part Sweetgrass
- 1 part Pine Resin or Needles
- 1 part Osha Root (or Angelica)
- Scant pinch Tobacco

*Burn during rites revering American Indian deities & spirits, & to attune with the energies of this land.*

**Meditation Incense/Oil**

*Blue*

- Sandalwood
- Orris
- Mastic
- Cinnamon

*A special mixture designed to give off vibrations necessary for meditation and other spiritual work. Especially good for psychic endeavors. A strong spirit attractant and will tend to add success to any ritual.*

**Meditation Incense**

- 1 part Gum Acacia (or Gum Arabic)
- 1 part Sandalwood

*Burn a small amount prior to meditation to*



*relax the conscious mind.*

**Meditation Potions**

**1**

5 drops Frankincense  
5 drops Orange  
2 tsp. carrier oil

**2**

5 drops Cedarwood  
5 drops Spruce  
2 tsp. carrier oil

**3**

4 drops Sandalwood  
4 drops Sweet Basil  
2 drops Lavender  
2 tsp. carrier oil

*Mix and apply 1-3 to the upper chest and back of neck, until absorbed, breathe deeply.*

**4**

50 drops Sandalwood  
50 drops Frankincense  
50 drops Spruce  
4 oz Pure Water

**5**

60 drops Lavender  
50 drops Vetivert  
40 drops Anise  
Pure water 4 ounces

**6**

75 drops Frankincense  
50 drops Orange  
25 drops Nutmeg  
4 oz pure water 4 ounces

*Use these formulas in a fine mist spray bottle, blend the oils with purified water, shake well and mist numerous times, breathing deeply.*

**Memory Drops**

*Yellow*

Rosemary  
Honey  
Vanilla  
Cinnamon  
Clove

**Memory Oil**

Clove  
Coriander  
Rosemary  
Sage

**Mercury Incense (Planetary)**

2 parts Benzoin  
1 part Mace  
1/2 part Marjoram  
Few drops Lavender Oil

*Burn to invoke its powers, or during spells involving intelligence, travel, divination & so on.*

**Mercury Incense 2**

2 parts Benzoin  
1 part Frankincense  
1 part Mace

**Mercury Incense 3**

2 parts Sandalwood  
1 part Gum Mastic  
1/2 part Lavender  
Few drops Lavender Oil

**Mercury**

Gum Mastic  
Cinnamon

**Merddin**

8 drops Lilac  
4 drops Violet  
8 drops Narcissus  
4 drops Wisteria  
4 drops Ambergris

*Use to aid you in prosperity spells. When mixing these oils, focus on confidence, success and the feeling of achievement.*

**Merlin Oil**

1/4 oz. Olive Oil  
6 drops Vetivert Oil  
5 drops Pine Oil  
5 drops Green Forest Oil  
5 drops Oakmoss  
2 drops Cypress or Cedar  
2 drops Rose Geranium  
1 drop Clove Oil  
Clove Buds or Cedarwood

Tiger's Eye

**Mexican Magic Incense**

2 parts Copal  
1 part Frankincense  
1 part Rosemary

*Smolder during Mexican-American folk magic rituals & spells.*

**Midsummer Incense 1**

2 parts Sandalwood  
1 part Mugwort  
1 part Chamomile  
1 part Gardenia petals  
Few drops Rose Oil  
Few drops Lavender Oil  
Few drops Yarrow Oil

*Burn at Wiccan rituals at the Summer Solstice or at that time of the year to attune with the seasons & the Sun.*

**Midsummer Incense 2**

3 parts Frankincense  
2 parts Benzoin  
1 part Dragon's Blood  
1 part Thyme  
1 part Rosemary  
1 pinch Vervain  
Few drops Red Wine

**Midsummer Incense 3**

1 dram Sunflower Oil  
1 dram Heliotrope Oil  
1 pinch Sea Salt  
A few Frankincense Tears (or powdered Cinnamon)

**Midsummer Incense 4 (Anna Franklin)**

3 parts Red Sandalwood  
1/2 part Mugwort  
1/2 part Chamomile Flowers  
1/2 part Rose Petals  
1/2 part Lavender Flowers

**Midsummer Oil (Ayla) 1**

5 drops Lavender Oil  
4 drops Rosemary Oil  
4 drops Rose Oil  
4 drams Sunflower Oil  
1 piece dried Vervain

1 small piece clear quartz  
1 small piece citrine  
A pinch of gold glitter

**Midsummer Oil 2**

4 drops Frankincense  
2 drops Orange  
3 drops Patchouli  
1 drop Cinnamon  
1/8 cup base oil

**Midsummer Oil**

10 drops Neroli  
5 drops Cedar  
5 drops Sandalwood  
4 drops Cinnamon  
3 drops Palmarosa  
3 drops Clove

**Mimosa Magick Oil**

*Yellow*

Acacia Oil  
Yellow Rose  
Lilac  
Bay

*Rub all over the body before going to sleep. Procures prophetic dreams which are said to come true. Sprinkle powder between your sheets, burn incense, anoint blue or white candles with the oil, use as a bath. It is said this formula will only permit good dreams to come true.*

**Minoan Incense (Herbal)**

10 oz. Gloria  
10 oz. Cedarwood  
10 oz. Dittany of Crete  
2 oz. Patchouli  
2 oz. Calamus  
2 oz. Mugwort  
2 oz. Sandalwood  
1 oz. Camphor  
1 oz. Ambergris

**Minoan Incense/Oil (Liquid)**

10 parts Cedar Oil  
10 parts Dittany of Crete Oil  
2 parts Frankincense Oil  
2 parts Benzoin Oil  
2 parts Cinnamon Oil  
2 parts Sandalwood Oil

2 parts Patchouli or Pine Oil  
 2 parts Musk Oil  
 8 parts Ambergris  
 1 part Hyacinth or Narcissus Oil  
 1 part Camphor Oil  
 1 part Myrrh Oil  
 1 part Rose Oil  
 2 parts Honey  
 2 parts Red Wine

**Mint Bouquet Oil**

*Green*

Pennyroyal  
 Mint  
 Lemon

*Removes bad spells, particularly loved by good spirits. When invoking the aid of Voodoo gods, place this oil in a dish as an offering to gain their assistance.*

**Mistress of the House Oil**

*This oil is used by women who want to be the boss of the house. Sprinkle on mate or lover's shoes or clothing to gain control over his actions.*

2 tbsp. Calamus  
 2 oz. Olive Oil.

*A small piece of devil's shoestring is added to each bottle of oil made.*

**Mists and Shadows Oil**

1/4 oz. olive oil 4 drops Heather Oil  
 3 drops Lemon Oil  
 4 drops Lilac Oil  
 5 drops Rose Oil  
 10 drops Faery Magick Oil (above)  
 10 drops Green Forest Oil  
 5 drops Siberian Fir Oil  
 2 drops Honeysuckle Oil  
 2 drops dark Musk Oil  
 Oatstraw  
 Oakmoss  
 Peridot  
 Amethyst

*Use this oil when working in the space between the Faery Kingdom and our realm.*

**Money & Luck Oil**

1/4 oz. Olive Oil  
 21 drops Nutmeg  
 13 drops Oakmoss  
 13 drops Bergamot  
 9 drops Earth Oil  
 9 drops Tonka  
 6 drops Clove  
 8 drops Dill Seed  
 Peridot

**Money Baths**

*For herbal baths: Make a sachet filled with the herbs recommended in the recipes. Place the sachet in the tub and let steep until the water is colored and scented. As you step into the tub, feel the herb's energies mixing with your own. Visualize your magickal goal. Invite the herbal energies to soak into your body. Then use your visualization to send them out into the universe to bring your need manifestation.*

*Bathe in any of these money bath mixtures to increase your finances.*

**1**  
 3 parts Patchouli  
 2 parts Basil  
 1 part Cinnamon  
 1 part Cedar

**2**  
 3 parts Clove  
 2 parts Cinnamon  
 1 part Galangal

**Money Bath "Brew"**

1 tbsp. of Cinnamon  
 4 tbsp. of Parsley  
 5 cups Water  
 Coffee maker with filter

*Put the cinnamon and parsley into a coffee filter as though you were going to make coffee. Pour the 5 cups of water into the coffee maker and let "the brew begin!" Draw yourself a warm bath and add one cup of the tea to bath water. As you pour, visualize money coming your way, and say something like:*

*Money come from all around,*

*So I have loot to spend downtown!  
Money within my wallet instills,  
So I have cash to pay my bills!*

*Store the excess tea in a jar with a screw-on lid, and keep in the refrigerator between baths. Use one cup per bath.*

### **Money Drawing Powder 1**

Powdered frankincense  
Heliotrope  
Tonka  
Gold magnetic sand

*A special powder mixture designed to protect against suffering from financial losses. Said to attract money and material gain.*

**Bath:** Frankincense, Gardenia,  
Heliotrope, Green Castile base

**Oil:** same, golden oil base

### **Money Drawing Powder 2**

1 oz. powdered Sandalwood  
1/4 tsp. powdered Cinnamon  
1 tbsp. powdered Five Finger Grass  
1 tsp. powdered Yellow Dock  
1/2 dram Frankincense Oil  
1/4 dram Patchouli Oil  
1/4 dram Myrrh Oil  
4 oz. Talc

### **Money Drawing Oil (Kemp)**

3 drops Wood Marjoram Oil  
2 drops Lemon Oil  
2 drops Eucalyptus Oil

*Gypsies roll their bills rather than keeping them flat. Smearing the outside bill with Money-Drawing Oil is believed to attract cash.*

### **Money Growth Box**

A small wooden box, approximately 4" x 4"  
Fresh or dried Peppermint Leaves

*Sprinkle some peppermint leaves inside the box. Every day, toss a dollar or spare change into the box. Once you put it in the box, don't take it out and don't count the money that is accumulating! After 3*

*months, count your money, put half of it back in the box and continue the same routine for another 3 months, and so on. You will be surprised how quickly a dollar a day and spare change can multiply. When I write a check, I will write the amount for a little bit over, so I will have some \$1's. Sometimes, if I get an unexpected five or ten bucks pitched my way, I will go ahead and put that in the box as well. After all, I didn't have it to begin with, so I won't miss it, and the fun part is it increases the money collecting in the box that much more! After I put money in the box, for luck, I say: "Money grows from money!" It does and it will for you, too. Especially if you are well disciplined enough to keep your mitts out of it for three months at a time. Good Luck!*

*Always remember to be thankful for where the money came from. Many people in this world are not as fortunate to have a dollar or extra coins to set aside everyday.*

### **Money Incense 1**

2 parts Frankincense  
1 part Cinnamon  
1 part Nutmeg  
1 part Lemon  
1 part Bergamot Oil

### **Money Incense 2**

1 part Basil  
1 part Cinquefoil  
1/2 part Hyssop  
1/2 part Galangal

### **Money Incense 3**

1-1/4 parts Lavender  
1/4 part Chamomile  
1/4 part Comfrey  
1 part Red Clover  
1/4 part Acacia

### **Money Magnet**

3 drops Patchouli  
2 drops Pine  
2 drops Bay

*Use to aid you in prosperity spells. When mixing these oils, focus on confidence and*

success.

**Money Oil**

*Green*

**1**

See Money Drawing Powder

**2**

4 parts Frankincense  
1 part Heliotrope  
1/2 part Bay  
1 part Orange  
1/2 part Cinnamon or Cassia  
2 parts Sandalwood (optional)

*Used to anoint green candles in any ritual to bring money into the home. This oil is often used as an incense by placing a few drops on charcoal. The oil may be worn or the powder sprinkled in the cash register.*

**3**

7 parts Patchouli  
5 parts Cedarwood  
1 part Basil  
1 part Clove

*Add a length of cinnamon stick, and a tiger's eye, or a bloodstone or green aventurine, to the bottle.*

**4**

3 parts Ginger  
2 parts Orange  
4 parts Pine  
2 parts Cinnamon  
1/2 part Chamomile  
1 part Cedar  
5 parts Jasmine  
Wheat Germ Oil  
Jasmine Flowers  
Orange Flowers  
Pine Needles

**Money Potion**

Patchouli Leaf  
Cedarwood Chips  
Cinnamon Chips  
Patchouli Oil  
Ginger Oil  
Cedarwood Oil  
Cinnamon Oil  
Shredded Dollar Bill

*Add a Tigers Eye chip to the bottle*

**Money Potpourri**

1 cup Oakmoss  
1 cup Cedar shavings  
1 cup Patchouli  
1/4 cup Vetivert, powdered or pulled apart  
1 tbsp. ground Nutmeg  
1 tsp. ground Cinnamon  
1 pinch ground Ginger

**Money Powder 1**

Cedar  
Patchouli  
Galangal  
Ginger

**Money Powder 2**

*Mix equal amounts of the following herbs together:*

Chamomile  
Marigold  
Hyssop  
Jasmine  
Cinnamon  
Cloves  
Ginger  
Nutmeg  
Cinquefoil

*Combine all herbs with your hands empowering them with your energy and your need. Sprinkle in your purse, wallet mailbox, anywhere you might expect to receive money. Rub it on your money before you spend it to call it back to you. Create a money spell using green candles and this money powder on your altar.*

**Money Sachet**

3 parts Patchouli  
2 parts Clove  
1 part Oakmoss  
1 part Cinnamon

*Tie up in a green cloth and carry to attract money.*

**Money Simmering Potpourri**

2 cinnamon sticks, broken into pieces  
2 tbsp. whole Cardamom seeds

2 tbsp. whole Cloves  
1 tsp. ground Nutmeg  
1 tsp ground Ginger

*Mix the ingredients with your hand in a small bowl, while visualizing increased prosperity. Simmer potpourri on the stove top in a pan (preferably non-metallic) in 2 cups of water. A simmering potpourri pot can also be used. Simmer over low heat for 1/2 hour. If you wish to simmer longer, add more water as needed.*

**Money Wash**

*Brew*

3 parts Sassafras (or Sarsaparilla)  
2 parts Cedar  
1 part Allspice  
1 part Clove  
1 part Dill  
1 part Vetivert  
1 part Calamus

*Substitution Money Herbs: Basil, Cinnamon, Ginger, Nutmeg, Sage, Peppermint, Pine or Honeysuckle.*

*Half fill a green-glass bottle with fresh spring or purified water. Add about a handful or so of the mixed, empowered herbs. Cap tightly and leave in full sunlight all day. At dusk, sniff the water. If the scent is strong, strain and add to baths, wash hands, anoint money charms and so on. If it isn't strong enough, chill overnight and return to the Sun the following day.*

**Montseurrat Incense**

1 part Balm of Tolu  
4 parts Myrrh  
6 parts Frankincense  
1 part Cassia  
1 part Star Anise  
1 part Oil of Lemon  
1 part Vanilla Powder  
1/2 part Neroli Crystals  
2 parts White Sandalwood  
2 parts Deer's Tongue

**Moon Bath Salts (Galenorn)**

1 cup Salt  
8 drops Sandalwood Oil

8 drops Lotus Oil  
1/8 tsp. powdered Orris Root

*Mix. Use 1/2 cup per bath.*

**Moon Brew (Cunningham)**

*Set a silver bowl filled with water out on the night of a full moon just as it rises (which will be at sunset). Allow the water to soak up lunar rays all night.*

*Just before dawn, arise and retrieve the water. Place in an earthen jug and cork tightly. (Never expose to the rays of the sun).*

*Add to baths for love, to attune with spiritual planes or prior to lunar rituals; anoint money to increase wealth; touch to brow to promote psychic awareness.*

**Moon Goddess Incense 1**

Storax  
Poppy Seed  
Aloe  
Benzoin  
Coriander Seed  
Thyme  
White Lily Petals  
White Rose Petals  
Cinnamon.

**Moon Goddess Incense 2**

Aloe  
White Sandalwood  
Storax  
Pumpkin Seeds  
Nasturtium Seed  
Violets  
Cucumber Seeds  
Moonflowers (Osmunda Lunaria)  
Wintergreen.

**Moon Goddess Ointment (Cunningham)**

5 drops Sandalwood Oil  
3 drops Lemon Oil  
1 drop Rose Oil  
1/4 cup grated Beeswax  
1/4 cup vegetable oil

*Melt vegetable oil and wax together, cool slightly and stir in essential oils. Pour into*

*a heatproof container. Anoint yourself to attune with the Goddess of the Moon and during Full Moon rituals.*

**Moon Incense**

- 2 parts Frankincense
- 1 part Sandalwood
- Few drops Eucalyptus oil
- Few drops Jasmine oil
- Few drops Camphor oil

*Burn to attract its influences, & also during psychic workings, love magick, healing, rituals involving the home & dream magick.*

**Moon Incense 2**

- 4 parts Sandalwood
- 2 parts Wood Aloe
- 1 part Eucalyptus
- 1 part pulverized Cucumber seeds
- 1 part Mugwort
- 1/2 part Ranunculus Blossoms
- 1 part Selenetropé
- Few drops Ambergris Oil

*You may substitute Gardenia or Jasmine for Selenetropé.*

**Moon Incense 3**

- 2 parts Juniper Berries
- 1 part Orris
- 1 part Calamus
- Few drops Spirits of Camphor (or Camphor Tincture or 1/4 part genuine camphor)
- Few drops Lotus

**Moon Incense 4**

- 2 parts Myrrh
- 2 parts Gardenia Petals
- 1 part Rose Petals
- 1 part Lemon Peel
- 1/2 part Camphor
- Few drops Jasmine Oil

**Moon Incense Recipe**

*This potion can be used to charge any spell, but is most often used for a love spell by the Gypsies.*

*Make this recipe under the actual Full*

*Moon, but not after!*

*Gather ingredients required along with a pestle and mortar to blend them in. If desired you can use a cauldron, and some sort of crushing or mixing tool (like a rock and a cast iron pot will do).*

*You'll need:*

- 1 oz. of the finest Sandalwood Powder
- 5 grams (marble sized nugget) of Amber Resin (Not the stone, the soft sweet-smelling resin that is often imported from India.)
- 3 drops of Vanilla essential oil, NOT the perfume or fragrance oil, only true vanilla from the orchid (*Vanilla planifolia* or *aromatica*). If this is cost prohibitive or unavailable, use real vanilla extract.

*Prepare the potion outside or indoors near a window where the moon will be visible. Fill the mortar or cauldron with the sandalwood powder, and crush the amber into it with the pestle or tool of your choice. Use CLOCKWISE blending motions. Focus on the energy of the full moon, or if you are making the incense for a specific spell, focus on the goal of that spell alone.*

*When the powder is smooth and consistent, add the vanilla, one drop at a time while saying "Drop of Moon Grant my Desire, charge this potion with your natural fire." Blend the drops in the same way you blended in the amber resin.*

*Place the mixture in a clear glass jar with an airtight lid. Keep it away from heat, sunlight and moisture. (A dark closet is a good place for storage.)*

*Take it out and charge it under the light of the next full moon. It is ready to be used immediately but can be charged more if desired. If you use this potion for a spell that requires fire, please be aware that it will light up! So be careful and sprinkle into the fire lightly.*

*You may also spread a small amount of*

*this potion around a candle (small amount) to help you charge a spell. Moon Incense can be used during a chant for any spell and sprinkled (lightly) on a fire. Also helps charge a spell when there is no visible full moon present.*

**Moonfire Incense**

- 1 part Rose
- 1 part Orris
- 1 part Bay
- 1 part Juniper
- 1 part Dragon's Blood
- 1/2 part Potassium nitrate

*Burn for divination, love & harmony. The saltpeter is included to make it sparkle & glow. Don't add too much though—it'll explode!*

**Moon Majick**

- 8 drops Sandalwood
- 1/8 tsp. powdered Orris Root
- 8 drops Lotus

*Use to aid you in love spells. When mixing these oils, focus on confidence, success, romance, and your heart feeling full.*

**Moon Oil**

- Wormwood
- Camphor

**Moon Priest Cologne**

- 1 fl. oz. Lemon Verbena or Lime Oil
- 2 fl. oz. Coriander Oil
- 1/2 fl. oz. Camphor or Myrrh Oil
- 1/4 fl. oz. perfume diluent
- 3-3/4 fl. oz. distilled Water

*Blend the oils in a bottle, add the spirit and water and shake all vigorously. Increasing the Myrrh oil gives a darker perfume; increasing the Camphor, a lighter and more spicy one. All perfumes 'behave' differently on different skins, so it is worth experimenting to find your own balance.*

**Moon Priestess Perfume**

- 1 Drop Queen of the Night Oil
- 3 drops Rose Oil

- 1 drop Lemon Verbena Oil
- 4 fl. oz white spirit (perfume diluent)

*Blend the three oils in a bottle. Add the white spirit, and shake all vigorously. A cologne can be made by adding another 1 FL. oz (30cc) of white spirit and 3 fl. oz (90cc) of distilled water.*

**More Money Incense 1**

- 3/4 part Cinnamon
- 1/2 part Dragon's Blood
- 1-1/4 part Cascara Sagrada

**More Money Incense 2**

- 1-1/4 part Thyme
- 1 part Red Clover
- 1/2 part Spikenard
- 1/4 part Nutmeg

**Morrigan Incense**

- 1 oz Musk Amberette
- 1/2 oz Dragon's Blood (resin used in violin staining)
- 4 drops Patchouli Oil
- 4 drops Civet Oil
- 4 drops of blood from your own finger

*Blend at the dark of the Mon, put in a jar and bury in the earth for 6 weeks (a flower pot of peat in a cool cupboard will do).*

**Mount Powder**

*White*

- Sweet Basil
- Rum
- Bay
- Thyme
- Sweet Aloe

*Rub all over arms and legs to increase physical strength and allure. Very powerful. Increases vitality and increases enthusiasm. Only available as a powder. Sprinkle on the altar of any love ritual.*

**Musk Love Powder**

*Red*

- Musk Oil
- Violet or Orris Oil
- Vetivert



*Musk is one of the most powerful sexual attractants. Develops confidence and builds much self-reliance. Strengthens will power and persistence. Works especially well with shy people. Usually used by women, homosexual men will find it a valuable brew when used as a bath prior to going out.*

**Mysterious**

Patchouli  
Jasmine

**N**

**Nature-Spirit Attracting Oil**

1/2 dram Carnation Oil  
1/2 dram Gardenia Oil

**Necromancy Incense**

4 parts Frankincense  
4 parts Balessan  
3 parts Wormwood  
3 parts Dittany of Crete  
2 parts Gum Mastic  
1 part Orris Root  
1 part Violet  
1/2 part Autumn Crocus  
2 drops Ambergris oil

**Nectar of the Gods**

Handful of Rose Petals  
1 liter of filtered water  
1 bottle covered with symbols of love in red/pink paint

*Add rose petals to the water, turn around clockwise 3 times, holding the bottle, saying:*

*“I call the Goddess of love to infuse love and joy into my brew”*

*Place it in the sun for 6 days leading up to a full moon, strain the petals from the brew, and drink on the full moon, saying:*

*“May the essence of love lift my heart as I drink this brew”*

*Drink it each day till the next full moon.*

**Nefertiti Oil**

Myrrh (main)  
Lotus (main)  
Gardenia (main)  
Lemon (minor)  
Muguet (minor)

**Neptune Incense**

*Lay incense coals on a bed of sea salt. When the coals are hot, toss on a mixture of:*

1/2 tsp. Myrrh Gum  
1 1/2 tsp. Copal Resin  
1 tbsp. Sandalwood chips  
1 tsp. dried Irish Moss  
3 drops Oakmoss Oil

**Neptune**

Ambergris  
Wild Lettuce

**New Orleans Desire**

Magnolia (main)  
Carnation (main)  
Rose (main)  
Orange (main)  
Civet (trace)  
Vanilla (trace)

*Based on a blend originally used by ladies of the night in nineteenth century New Orleans, this blend is designed for sexual attraction.*

**New Orleans Protection Incense**

2 parts Myrrh  
1/2 part Bay Leaves  
1 part Cloves  
1 part Cinnamon

**‘Night’ Incense**

1 pinch Marshmallow Root  
1 pinch Wormwood  
1 pinch Coltsfoot  
1 pinch Jasmine Flowers  
2 pinches Copal Resin  
10 drops Jasmine Oil  
6 drops Vanilla Oil  
40 drops Black food color

*Very decadent. Crush the resins and add*

*the oils. Chop both the root, rose hips and leaves finely before adding (or crush the leaves if dried).*

**Night Queen Oil**

3 parts Sandalwood Oil  
2 parts Rose Oil  
1 part Jasmine Oil

**Nine Mysteries Oil**

Orange  
Violet  
Wintergreen

*Excellent for overcoming all domestic or business troubles. Used to bless a business or a home. Sprinkle around a business or a home. Sprinkle around a room, burn as a blessing or attractant incense, or anoint candles with the oil to bring a speedy change in fortune.*

**Nine Woods Incense**

Rowan Wood  
Sandalwood)  
Dogwood  
Poplar  
Juniper  
Cedar  
Pine  
Holly Branches  
Elder (or oak)

*Take sawdust of each, mix together & burn indoors on charcoal when a ritual fire is necessary or desired but not practical. The incense emits the aroma of an open campfire.*

**Nirvana Incense**

Cinnamon  
Curry  
Coriander  
Sage  
Patchouli

*A special Voodoo incense designed to heighten psychic, clairvoyant and meditative powers. Aids in spirit communication. One of the best to burn while meditating. Used in rituals for communication with the dead or*

*disembodied.*

**No Hex Powder**

*Blue*

Patchouli  
Hyssop  
Lavender  
Salt

*A mild hex breaker which should be used only when someone complains of headaches. Offsets the ill effects of a curse only during a full moon; sprinkle some on your head at full moon and burn a suitable uncrossing incense while praying for relief. Also burn one white candle, anointed with a protection, unhexing oil.*

**No More Nightmares Incense**

1/4 part Star Anise  
3/4 part Lemon Verbena  
3/4 part Thyme  
1 part Willow

*Few drops Lemon Verbena oil*

**No. 20 Love Oil**

*Red*

1 part Almond  
2 parts Rose  
2 parts Lavender  
1 part Bay  
1 part Lemon

*A special love oil formula from New Orleans. A favorite among prostitutes.*

**Nymph Oil**

Ambergris  
Gardenia  
Jasmine  
Tuberose (or Rose)  
Violet

*Mix and wear on self. For women only. To attract men*

**Nymph & Satyr Oil**

1/2 oz. Olive Oil  
25 drops Rose  
11 drops Anise

13 drops Violet  
 15 drops Jasmine  
 15 drops Ylang Ylang  
 12 drops Narcissus (or 4 drops Lotus and 8 drops Lilac)  
 Rose or Jasmine Petals  
 Peridot

**O**

**Obeah Perfume Oil**

Myrrh  
 Patchouli  
 Galangal  
 Jasmine  
 Lemon

*A powerful African oil used to bless churches and Voodoo prayer rooms. Protects against evil in all forms. Use to anoint white altar candles or use in a bath to cover yourself with its protective fragrance. Banishes bad vibrations and elicits the help and support of white magickal spirits.*

**Obeah Powder**

*Same as Obeah perfume oil, in a black base. Sprinkle all around the ceremonial room to draw kindly spirit forces and to send away bad vibrations. Use on the altar during Voodoo rituals.*

**Obitsu Powder**

*Blue*

Jasmine  
 Violet  
 Citronella

*Overcomes the most powerful crossing. Keeps all evil away from the user. Extremely protective. A very ancient and highly secret concoction. Use Obitsu powder as a sub-ritual within a major uncrossing ritual for added effectiveness.*

**Offertory Incense**

2 parts Frankincense  
 1 part Myrrh  
 1 part Cinnamon

1/2 part Rose Petals  
 1/2 part Vervain

*Burn while honoring the Goddesses & Gods, & as an offering.*

**Opening Eyes to Spirit World**

1/3 tsp. Mastic  
 1/3 tsp. Amaranth  
 1/3 tsp. Yarrow

**Opening Psychic Channels Incense**

3 parts Mugwort  
 2 parts Sage  
 1 part Sandalwood  
 1/2 part Rosemary  
 Pinch of wormwood

**Orange Powder**

*Orange*

Orange

*Makes those you desire come forth within 7 days. Increases the possibility of a wedding. Sprinkle over burning red and pink candles on the altar of any love ritual.*

**Osiris Incense**

3 parts Myrrh  
 1 part Oak Bark  
 1 part Orris Foot  
 2 parts Rue Herb  
 10 ml Musk Oil per 8 oz. dry herb  
 10 ml Neroli Oil per 8 oz. dry herb

**Ostara Incense**

2 parts Frankincense  
 1 part Benzoin  
 1 part Dragon's Blood  
 1/2 part Nutmeg  
 1/2 part Violet Flowers (or few drops Violet Oil)  
 1/2 part Orange peel  
 1/2 part Rose petals

*Burn during Wiccan rituals on Ostara or to welcome the spring & to refresh your life.*

**Ostara Incense 2**

1 part Frankincense  
 1-1/2 parts Dragons Blood

1 part Benzoin  
 1/2 part Sandalwood  
 1/2 part Violet  
 1/2 part Cinquefoil  
 1 drop Jasmine Oil

**Ostara Incense**

1 part Gorse Flower  
 1 part Benzoin  
 1/2 part Bistort  
 1/2 part Pine Resin  
 3 parts Frankincense  
 1/2 part Bluebell Flowers  
 1 part Acacia

**Ostara Incense**

5 parts Red Sandalwood  
 3 parts Fennel  
 3 parts Rue  
 4 parts Cinnamon  
 Rose Oil—10 ml per 8 oz. dry ingredient mixture

**Ostara Oil**

1 dram Almond Oil  
 1 dram Patchouli Oil  
 1 dram Elder Oil  
 1 dram Lavender Oil  
 1 dram Violet Oil

**Ostara Oil**

4 parts Vetivert Oil  
 2 parts Geranium Oil  
 2 parts Ylang Ylang Oil  
 2 parts Rose Oil

**Overcome Opposition Incense**

3/4 part Cloves  
 1/2 part Garlic  
 1/4 part High John the Conqueror  
 1/2 part Sweet Woodruff  
 1/2 Red Clover

**Oya Power Bath**

*Ingredients:*

Rain Water  
 Violet Water  
 Purple Candle  
 Geranio  
 Yuka

*Boil the Geranio and the Yuka in 1 gallon of water. Allow the mixture to cool. Strain the liquid from the mixture into a large bowl. Add the rain water to the liquid. Add the violet water to the liquid mixture. Light the candle in honor of Oya. Pour the liquid mixture into your bath water. Remain in the bath water for 30 minutes. This bath should be taken for 5 consecutive days for maximum power. (The original recipe has instead of Geranio the Flor de Cementerio and instead of Yuca the Espanta Muerto, because I think that they are difficult to find I put Geranio and Yuca which are also herbs sacred to Oya.*

**P**

**Pan's Delight**

1/2 oz. Olive Oil  
 15 drops Rose  
 11 drops Jasmine  
 4 drops Violet  
 2 drops Carnation  
 1 drop dark Musk  
 2 drops Orange  
 5 drops Rose Geranium  
 3 drops Lilac  
 15 drops Ylang Ylang  
 Rose or Lilac Blossoms  
 Garnet

**Pan Oil 1**

1/4 oz. olive oil  
 10 drops Earth oil (usually a blend of cypress, patchouli, vetiver, musk, sandalwood, pine oils)  
 8 drops Patchouli Oil  
 5 drops Cedarwood Oil  
 3 drops Sandalwood Oil  
 2 drops Cinnamon Oil  
 2 drops dark Musk Oil  
 Cedarwood shavings

*Citrine and garnet added to bottle*

**Pan Oil 2**

*Base Oil:* Olive or Apricot work best (approx. 30-40 drops, depending on required strength)  
 12 drops of Sandalwood

4 drops of Cinnamon Oil  
10 drops of Patchouli Oil  
2 drops of Rosemary Oil  
5 drops of dark Musk Oil  
1 drop of Clove Oil

*To attract a female.*

**Pan Oil 2**

2 drops Cedar  
4 drops Juniper Oil or 1/2 tsp. Juniper tincture  
2 drops Pine  
8 drops Patchouli  
3 drops Vervain

*Use to aid you in love spells.*

**Passion**

Musk  
Myrrh  
Sandalwood  
Carnation

*A passion-igniting blend...*

**Passion Oil**

9 drops Patchouli oil  
5 drops Ylang-Ylang Oil  
1 Garnet Chip  
1 red Rose Bud

**Pax/Peace**

*Blue*

Lavender  
Lemon  
Violet  
Orris  
Cardamom

*Sprinkle for achieving peaceful conditions. Sprinkle in every room including bathroom, and over blue or white altar candles. Makes a relaxing bath and the incense will mellow even the most chaotic conditions.*

**Peace & Protection Incense**

*Blue*

4 parts Lavender  
3 parts Thyme  
2 parts Vervain  
3 parts Basil

1 part Frankincense  
Pinch Rue  
Pinch Benzoin  
Oil of Jasmine  
Couple drops Bergamot Oil

*An ancient formula with unknown origins, this makes an excellent incense, powder or bath herb combination.*

**Peaceful Home Powder**

*Blue*

Lemon  
Rose  
Lilac

*Use the same as Pax/Peace, for the same purpose.*

**Peace Oil**

3 drops of each in 1/2 oz. of base oil  
Lavender Oil  
Rose Oil  
Orange Oil  
Basil Oil

**Peaceful Divorce Oil:**

Oil: Patchouli  
Herb: Lemon Verbena  
Incense: Patchouli, Vervain  
Stone: Sodalite, Chalcedony  
Candle: Light Blue

**Peaceful Thoughts Oil**

*Equal parts of the following herbs (powdered)*

Lavender  
Rosemary  
Wintergreen

*Two tablespoons of this mixture is added to two ounces of oil.*

*This oil is useful in rituals to bring about peaceful thoughts. Anoint on the forehead and temples. Useful when beginning meditation.*

**Peace, Protection, Blessings**

Heather  
Lemon

Peppermint

**Pélé Incense**

- 2 parts Frankincense
- 1 part Dragon's Blood
- 1 part Red Sandalwood
- 1 part Orange Peel
- 1 part Cinnamon
- Few drops Clove Oil

*Burn while honoring Pélé, the Hawaiian Goddess of Volcanoes. When needing additional strength for any ritual; when you feel manipulated by others, or for Fire spells in general. Burn when you wish to be fulfilled with the power of Pélé.*

**Pennyroyal Protection Incense**

- 2 parts Verbena or Vetivert
- 1 part Galangal
- 1 part Pennyroyal
- 1/4 part Rue
- 1/2 part Cinnamon

**Pentatruck**

- Myrrh
- Bay
- Clove
- Cinnamon

*An uncrossing and protection formula. The origins are unknown, but it probably comes from New Orleans as the ingredients are common to the uncrossing potions from that area.*

**Performing Arts Success Oil**

- Magnolia Oil (peace of mind, earth association)
- High John Oil (success)
- Vanilla Oil (good fortune)
- Ylang Ylang Oil (attract money & opportunity)
- Sage Oil (protection & eloquence)

*Float some pieces of John the Conqueror root in master bottle. For use before auditions, rehearsals and performances. Use to anoint self or a Seal of Earth (to fulfill ones plans & dreams and aid them spiritually in their endeavors) and keep in your shoe or pocket.*

**Personal Power Oil**

- 1 dram Dragon's Blood Oil
- 1/2 dram Frankincense Oil
- 1 small Quartz Crystal
- 3 Frankincense tears
- A bit of Ginger root
- Some Vervain
- 7 red Carnation petals

**Physical Love Incense**

- 3/4 part Damiana
- 1/2 part Yohimbe
- 1/2 part Musk Root
- 3/4 part Cascara Sagrada
- Few drops Bergamot Oil
- Few drops Ambergris Oil

**Pisces Incense**

- 2 parts Frankincense
- 1 part Eucalyptus
- 1 part Lemon Peel
- Few drops Sandalwood Oil

*Use as a personal altar or household incense to increase your powers.*

**Physical Self-Esteem Bath**

- 3 drops Rosemary
- 2 drops Ylang Ylang
- 1 drop Patchouli
- 1 drop Peppermint
- 2 tsp. Turkey Red Oil

*Pour all oils into your bath and soak*

**Pisces**

- Cucumber
- Orris
- Vanilla
- Lilac
- Patchouli

**Planetary Incences—Occult**

The odours of SATURN are mostly sinister and evil-smelling—asafetida, civet, henbane, galbanum, musk, myrrh, mandrake, opium, scammony, sulphur, the powdered brains of a black cat [please don't take that literally—eliza]. Civet and musk belong to Saturn as the planet of Time because they are both used in perfumery to make long-lasting scents. Galbanum is a resin and was included in the sacred incense of Jehovah, the

recipe for which is given in Exodus 30.34. Scammony is another resin and a purgative.

For operations of **JUPITER**, the magician burns aloe wood, ash branches, cedar, ambergris, powdered lapis lazuli, saffron, storax, peacock's feathers, stork's blood and the brain of a young stag. Aloes wood has a powerful and pleasing fragrance when burned. Napoleon was passionately fond of it. Ambergris, which is secreted in the intestines of sperm-whales, also has a powerful and pleasant smell.

The scents of **MARS** come from benzoin, dragon's blood, human blood, euphorbium, hellebore root, powdered lodestone, pepper, sulphur and tobacco. Most of these belong to Mars because they are hot, acrid or red. Dragon's blood is a red exudation from certain varieties of palm-tree and is now used for staining violins. Euphorbium is a sharp, acrid resin.

The **SUN** rules aloes wood, ambergris, cinnamon, cloves, frankincense, myrrh, eagle's brain and white cock's blood. [I've been told that when occult books and accounts mention such things as brains for blood, it is referring to an herb, the magickal name of the herb which was kept hidden from every day people. Similar to dragon's blood. I don't know of any dragons willing to lend out their blood, do you?] Cinnamon and cloves belong to the sun as the preserver of life on earth because they are preservatives—it is now known that their oils have powerful bacteria-killing properties. Myrrh and frankincense are also preservatives. Myrrh was used by the ancient Egyptians in embalming corpses and was offered to Ra, the sun-god, when in his zenith at midday.

**VENUS** rules ambergris, galbanum, coral, aloes wood, musk, benzoin, myrtle, rose, red sandalwood, storax, sparrow's brain and pigeon's blood. Ambergris is probably included because of its connection with the sperm whale. The rose and the myrtle belong to Venus for their beauty and sweet scent, musk because it is aphrodisiac. A perfume made of ambergris, musk and sandalwood was very popular with the beauties of Charles II's court. Coral is traditionally supposed to promote fertility.

The scents of **MERCURY** come from mace, mastic, cinquefoil, cloves, narcissus, white sandalwood, storax, wormwood and the brain of a fox. Mastic is a resin. Wormwood belongs to Mercury because the alchemists connected wormwood with the 'bitter water' of the process of solution which was also 'mercurial water'. In the

eighth chapter of Revelation a great star falls from heaven, 'and it fell upon the third part of the rivers and upon the fountains of waters'. The name of the star was Wormwood and it made the waters bitter and many men died of the bitter waters.

The **MOON** rules camphor, frankincense, menstrual blood, jasmine, ginseng, mandrake, onycha, the dried heads of frogs and the eyes of bulls. Ginseng is a stimulant plant whose root is used in China as a cure for mental or physical exhaustion. Onycha was one of the ingredients of Jehovah's incense and was probably obtained from a species of Red Sea snail with a white, transparent shell. The sea and the white colour connect it with the moon.

#### **Planetary Incense (Caution)**

- 1 part Myrrh
- 1 part Gum Mastic
- 1 part Costus
- 1 part Oponax
- 1 part Storax
- 1 part Thyme
- 1 part Frankincense
- 1 part Camphor
- 1 part Red Sandalwood
- 1 part Wood Aloe
- 1 part Euphorbium\*

*For general magickal workings. The baneful substance Euphorbium, can be replaced with Tobacco. Gum Arabic can be used in place of the Storax. Gum Oponax is unobtainable—use an Oponax oil or Gum Arabic.*

#### **Pluto Oil**

- Musk (main)
- Frankincense (minor)
- Hyacinth (minor)

#### **Polynesian Love Oil**

- 3 oz. each of Safflower and Apricot Oils
- 1 oz. Gardenia
- 3 drams Jasmine
- 3 drams Rose
- 2 drams Musk

#### **Positive Energy Oil**

- 1/8 dram Dragon's Blood Oil
- 1/8 dram Sandalwood Oil
- 7 drops Frankincense Oil

A bit of Saffron

**Power/Power Brand Perfume Oil**

*Purple*

Cinnamon  
Magnolia  
Bay  
Jasmine

*Use as a controlling or conquering oil to get your way. See various spells regarding this.*

**Power Oil**

*Mix together equal parts of*

Grated lemon peel or Lemon Flowers  
Frankincense

*Add two tablespoons of this mixture to two ounces of oil.*

*Said to help increase your own power. Anoint on the forehead, throat, breast bone and above the navel. Useful in any ritual when designed to increase your power in any situation. Anoint on charms for psychic and spiritual development.*

**Praying Incense 1**

1 part Frankincense  
2 parts Sandalwood  
2 tbsp. Vanilla Extract or Oil

*Combine together and mix well. Burn by sprinkling incense directly over hot piece of charcoal. This is ideal for spiritual workings, praying, Banishing negative vibrations, calming, attracting beneficial spirits.*

**Praying Incense 2**

4 parts Frankincense  
2 parts Myrrh  
2 parts Benzoin  
1 part Sandalwood  
1 part Cinnamon  
1 part Rose petals  
1 part Vervain  
1 part Rosemary  
1 part Bay

*Combine together and mix well. Burn by*

*sprinkling incense directly over Hot piece of charcoal. This is ideal for spiritual workings, praying, Banishing negative vibrations, calming, attracting beneficial spirits.*

**Praying Incense 3**

3 parts Frankincense  
2 parts Myrrh  
1 part Cinnamon

*Combine together and mix well. Burn by sprinkling incense directly over Hot piece of charcoal. This is ideal for spiritual workings, praying, Banishing negative vibrations, calming, attracting beneficial spirits.*

**Pre-Ritual Bath Scents**

*Equal amounts of the following herbs:*

Basil (for psychic energy)  
Borage (to strengthen the inner self)  
Lavendar (to banish mental and emotional stress)  
Centaury (a traditional witch herb)  
Rue (a traditional bathing herb)

*To cleanse and relax the body before a ritual, and to energize the psychic centers. Fill small sachets of muslin cloth. Put a sachet into your bath five minutes before you get in, to give the aromatics time to work.*

**Prevent Theft Incense**

1 part Ground Ivy  
1/2 part Juniper  
1-1/2 part Rosemary

**Priestess Oil**

1/4 oz. Olive Oil  
4 drops Violet  
6 drops Lemon  
1 drop Lilac  
5 drops Honeysuckle  
16 drops Lavender  
Lavender Buds  
Clear Quartz

**Prophecy Incense (Caution)**

1 part Heawort Seed



1 part Violet Root  
1 part Parsley  
1 part Hempseed\*

*Burn for divination & psychic work.*

**Prophetic Dreams Incense 1**

2 parts Frankincense  
1 part Buchu

*Burn before bedtime to stimulate the psychic mind to produce future-revealing dreams & to ensure that the conscious mind remembers them in the morning.*

**Prophetic Dreams Incense 2**

1/2 oz. powdered Sandalwood  
1/4 oz. Bayberry  
1/2 oz. Rose Petals  
1/4 oz. Lavender  
1/4 oz. powdered Orris Root  
1/4 tsp. Saltpeter  
1 dram Frankincense Oil  
2 drams Tincture of Benzoin

*This is a good incense to use during rituals designed to bring about dreams. It may also be used while attempting astral projection or while practicing divination.*

**Prophetic Dream Oil**

1/2 cup Olive Oil  
Pinch of Cinnamon  
Pinch of Nutmeg  
1 tsp. Anise

*Put herbs in Olive Oil and heat until warm but not hot. Apply to forehead and temples before sleep.*

**Prophetic Sight Incense**

2 parts Mugwort  
1 part Bay  
1 part Clove

**Prosperity Floor Wash**

1 handful Cinquefoil  
1 handful Lemon Grass  
1 qt boiling Water

*Empower herbs with your desire, and place in bowl or jar. Add boiling water and let steep for 20 minutes. Strain, bottle*

*and store in refrigerator. Add 1 cup of this infusion to 1 gallon of wash water ... visualize it drawing prosperity to your home.*

**Prosperity Incense 1 (Cunningham)**

2 parts Frankincense  
1 part Cinnamon  
1 part Nutmeg  
1 part Lemon Balm  
1 part Citron

*Burn to attract wealth.*

**Prosperity Incense 2**

2 parts Frankincense  
1 part Cassia  
1 part Orange Peel  
1 part Allspice  
3 drops Orange Oil  
2 drops Cinnamon Oil  
1 drop Myrrh Oil

**Prosperity Incense 3**

Mix in equal parts: Cloves, Nutmeg, Poppy Seed, Cedar, Lemon Balm  
Moisten with a few drops each of:  
Honeysuckle Oil, Almond Oil

**Prosperity Incense 4**

1 tbsp. Cinnamon  
8 whole Cloves, ground  
1 tbsp. Nutmeg  
1 tbsp. Ginger  
Few drops Orange Oil  
Few drops Lemon Oil

**Prosperity Incense**

1 cup Cedarwood  
1/2 tbsp. Benzoin Resin  
1/2 tbsp. Cinquefoil  
1 tsp. High John Oil  
13 drops Vetivert Oil  
9 drops Orange Oil

**Prosperity Incense**

Cloves  
Nutmeg  
Cinnamon  
Citron Peel  
Anise

*Burn for wealth and prosperity*

**Prosperity Oil 1**

7 drops Cinnamon Oil  
3 drops Wintergreen Oil  
Cinnamon Stick  
Malachite Chip  
Fool's Gold or Gold Glitter

**Prosperity Oil 2**

1/2 dram Frankincense  
1/2 dram Sandalwood  
1/2 dram Myrrh  
Allspice berries added to bottle

**Prosperity Oil 3**

7 drops Cinnamon  
3 drops Wintergreen  
Cinnamon Stick  
Malachite Chip  
Fool's Gold or Gold Glitter  
1/4 oz. base oil

**Prosperity Oil 4**

10 drops Almond  
10 drops Honeysuckle  
5 drops Bayberry  
5 drops Mint

*To anoint your wallet or purse*

**Prosperity Oil 5**

2 oz. base oil  
1 tsp. Ginger Root  
1 tsp. Cinnamon, broken  
1 tsp. Vanilla extract or bean  
1 tsp. Orange Peel

*Steep.*

**Prosperity Oil 6**

1 Tonka Bean  
3 drops Bergamot  
1 drop Vetivert  
1 drop Pineapple  
2 drops Patchouli  
Almond base oil

**Prosperity Oil 7**

1 part Peppermint  
1 part Basil

1/2 part Bergamot

**Prosperity Oil 8**

9 drops Almond  
6 drops Bergamot  
6 drops Pine

**Prosperity Oil 9**

10 drops Heliotrope  
2 drops Cinnamon  
2 drops Bay

**Prosperity Oil 10**

8 drops Cinnamon  
8 drops Orange  
8 drops Chamomile  
2 drops Ginger  
1 oz. Almond Oil  
1 cinnamon stick

**Prosperity Oil (O'Hara) 11**

Gardenia (main)  
Patchouli (minor)  
Cinnamon (trace)

*This oil has been reported to be especially effective when a few drops are used to anoint the checkbook.*

**Prosperity Oil 12**

*Equal parts:*

Patchouli  
Basil

**Prosperity Oil 13**

Mint  
Basil  
Vervain  
Hyssop  
Bergamot

**Prosperity Powder**

1/4 oz. Dill  
1/4 oz. Parsley  
1/4 oz. Basil  
1/4 oz. Chamomile  
1 tbs. ground Cloves  
1 tbs. ground Nutmeg  
21 drops Money or Luck oil

**Prosperity Powder (Cunningham)**

- 3 parts Sassafras
- 2 parts cinnamon
- 1 part Pine

*To attract wealth in all its forms.*

**Prosperity Powder**

*Green*

- Allspice
- Patchouli
- Myrrh
- Cinnamon
- Sandalwood
- Orris
- Orange Peel

*Rub on hands, sprinkle about the premises, burn a green candle anointed with Money Drawing Oil and draw a circle around the candle with the powder. Can also be used as an incense, oil, bath or floorwash.*

**Protection**

*Blue*

- 4 parts Verbena or Vetivert
- 1 part Galangal
- 1 part Peppermint
- Few drops Rue
- 1 part Cinnamon

*Used to protect against any hexes, negative vibration or foul mood that may overcome you. Sprinkle powder liberally in your chamber and burn as incense. In bath form, it is excellent as an uncrossing, helps you to maintain immunity to a recurrence of the hexed state.*

**Protection and Love**

- 1 part Patchouli
- 2 parts Lavender
- 2 parts Orris
- 1 part Lemon
- 1/2 part Vetivert
- 1/10 part Civet
- 2 parts Ambergris Or Tincture of Benzoin Or Storax
- 1 part Muguet
- 1 part Musk X

**Protection Bath Recipe**

*White*

- 3 parts Rosemary
- 2 parts Frankincense
- 1 part Lavender

**Protection from Psychic Attack Oil**

- Bergamot Oil
- Dragon's Blood Oil
- Rue Oil
- Frankincense Oil
- Piece of High John Root

**Protection Incense 1**

- 2 parts Frankincense
- 1 part Dragon's Blood
- 1/2 part Betony

*Burn for both physical & psychic protection while visualizing.*

**Protection Incense 2**

- 2 parts Frankincense
- 1 part Sandalwood
- 1/2 part Rosemary

**Protection Incense 3**

- 1 part Frankincense
- 1 part Myrrh
- 1/2 part Clove

**Protection Incense 4**

- 2 parts Frankincense
- 1/2 part Cumin

**Protection Incense 5**

- 2 parts Frankincense
- 1 part Copal
- 1 part Dragon's Blood

**Protection Incense 6**

- 4 parts Frankincense
- 3 parts Myrrh
- 2 parts Juniper Berries
- 1 part Rosemary
- 1/2 part Avens
- 1/2 part Mugwort
- 1/2 part Yarrow
- 1/2 part St. John's Wort
- 1/2 part Angelica
- 1/2 part Basil

**Protection Incense 7**

2 tsp. Pine Needles  
1 tsp. Dragon's Blood  
1 tsp. Frankincense  
1/2 tsp. Red Sandalwood  
1/2 tsp. Rosemary  
1/4 tsp. Cloves

**Protection Incense 8**

*Ingredients:*

3 parts Eucalyptus  
3 parts Sandalwood  
1 part Cinnamon  
1/8 part Dragon's Blood  
(Optional: 2 drops Sandalwood oil per each ounce)

*Grind dried herbs until most or all of the mixture is a fine powder. Bless as you normally would, then Empower the herbs with the specific type of protective energy you need.*

**Protection Oil 1**

5 drops Clove Oil  
4 drops Patchouli Oil  
5 drops Frankincense Oil  
A bit of Hyssop  
1 Star Anise

**Protection Oil 2**

3 drops Rosemary  
2 drops Frankincense  
1 drop Lavender

*Use to strengthen, restore and cleanse yourself. Visualize a spiritual wall being restored around yourself for protection.*

**Protection Oil 3**

10 drops Lavender  
5 drops Peppermint  
4 drops Tangerine  
1/4 cup Olive Oil

**Protection Oil 4**

10 drops Juniper  
5 drops Vetivert  
5 drops Basil  
2 drops Clove

**Protection Oil 5**

Bergamot  
Cinnamon  
Cinquefoil  
Sandalwood

**Protection Oil 6**

1/2 cup olive oil  
1 Basil Leaf  
1 strip Witch Hazel Bark  
1 pinch Mint

**Protection Powder**

Vetivert  
Vervain  
Galangal  
Peppermint  
Rue  
Cinnamon

*This Hoodoo powder is used to protect against hexes, negativity, bad moods, you name it. Sprinkle it around your home and in your bedroom.*

**Protection Powder**

Mugwort  
Dill  
Juniper  
Frankincense  
Cumin

*A Wiccan protection powder to use inside your home. May be used for individual protection by creating a circle of it and standing within. Visualize the wall of protection being created around yourself and feel yourself being bathed in the warm protective embrace of the herbs' power. This ritual can be done daily if desired.*

**Protection Sprinkling Powder**

Plain Salt  
Dragon's Blood (powdered)

*Mix together and sprinkle to banish negativity and evil from your home or place of business.*

**"Protect Me" Oil**

2 dram (10mL) clean amber or cobalt vial  
Sweet Almond Oil

4 drops Lemon Verbena  
2 drops Galangal  
1 drop Cinnamon  
1 drop Vetivert  
3 drops Ylang Ylang

*Use this oil in a spell vial, aroma pendant or wear it whenever you need a bit of extra protection.*

**Psychic Dreams Pillow**

3 oz. Mugwort  
2 oz. Lavender  
1 oz. Mint Leaves  
1 oz. Rose Petals

*Stuff into a close-weave-fabric pillow.*

**Psychic Incense 1**

3 parts Frankincense  
1 part Bistort

*Smolder to sharpen psychic powers.*

**Psychic Incense 2**

2 parts Sandalwood  
1 part Gum Acacia (or Gum Arabic)

**Psychic Incense 3**

1 part Frankincense  
1 part Sandalwood  
1 part Cinnamon  
1 part Nutmeg  
few drops Orange Oil  
few drops Clove Oil

**Psychic Ability Powder**

Mastic  
Cinnamon  
Sandalwood  
Clove  
Myrrh

*Increase your psychic powers with this Hoodoo powder which can be used when doing readings, at seances, when meditating or sprinkled on the sheets to have prophetic dreams.*

**Psychic Portal Incense**

1 tsp. Lavender Blossoms  
1 tsp. Cinnamon

1/4 tsp. Sage

*Make sure all ingredients are completely dry, grind in mortar, mix and burn on self igniting charcoal to help open the psychic centers.*

**Psychic Power Powder**

*Purple*

Gum Mastic  
Cinnamon  
Sandalwood  
Clove  
Myrrh

*Sprinkle when invoking the aid of mystic and spiritual powers. Often used at seances, or when meditating. Anoint the forehead with the oil before retiring, helps to dream prophetically and to focus on one's telepathic abilities.*

**Psychic Protection Incense**

1/4 part Scotch Broom  
1/2 part Agrimony  
1/2 part Basil  
1/4 part Cranesbill  
1 part Vetivert  
1/2 part Oregano

**Psychic Protection Resin Incense**

1/2 part Gum Benzoin  
1/4 part Dragons Blood Resin  
1/2 part Frankincense  
1/4 part Camphor Gum  
1/2 part Cassia  
1/4 part Patchouli  
2 parts Sandalwood

**Purification Incense 1 (Caution)**

4 parts Frankincense  
2 parts Bay  
1 part Camphor  
1 pinch finely powdered Salt  
1 pinch Sulfur\*

*Burn to purify the atmosphere of a disturbed home. Leave the windows open & do not inhale the sulphurous fumes!*

**Purification Incense 2**

2 parts Sandalwood

1 part Cinnamon

*Leave windows open*

**Purification Incense 3**

3 parts Frankincense  
1 part Vervain

**Purification Incense 4**

2 parts Benzoin  
2 parts Copal  
1 part Myrrh  
1 part Cedar  
1/2 part Lavender  
1/2 part Tobacco  
1/2 part Rosemary  
1/2 part Gum Arabic

**Purification Incense 5**

1 tsp. Dragons Blood  
1 tsp. Frankincense  
1/2 tsp. Myrrh  
1/2 tsp. Sandalwood  
1/4 tsp. Dill  
2 to 3 drops Rose Geranium Oil

**Purification Incense 6**

2 oz. Sandalwood  
1 oz. Cedarwood  
1/2 oz. Copal Resin  
2 drops Lemon Oil  
2 drops Coconut Oil

**Purification Incense 7**

4 parts Copal  
2 parts Rosemary  
2 parts Frankincense  
1 part Sage

**Purification Incense 8**

2 parts Frankincense  
1/2 part Bay Leaf  
Few drops Rosemary Oil

**Purification Incense 9**

1 part Sage  
2 parts Frankincense  
1/2 part Rosemary

**Purification Incense 10**

2 parts Sandalwood  
1 part Cinnamon

2 parts Bay  
1 part Vervain  
1 pinch Salt

*Burn with windows open to clear a disturbed home.*

**Purification Oil**

Bay  
Camphor  
Copal  
Dill  
Eucalyptus  
Garlic  
Ginger  
Juniper  
Lemon  
Lemon Balm  
Lemongrass  
Lemon Verbena  
Lilac  
Lime  
Neroli  
Orange  
Pine

**Purification Oil 1 (Cunningham)**

4 drops Frankincense  
3 drops Myrrh  
1 drop Sandalwood  
Add to the bath or wear to be rid of negativity.

**Purification Oil 2 (Cunningham)**

4 drops Eucalyptus  
2 drops Camphor  
1 drop Lemon

**Purification Oil 3**

5 drops Frankincense  
5 drops Myrrh  
5 drops Sandalwood  
2 drops Eucalyptus  
2 drops Camphor  
10 ml carrier oil

**Purification Oil 4**

3 drops Rose  
2 drops Rosemary  
1 drop Frankincense

**Purification Oil 5**

*Mix in desired quantities:*

- Sage
- Sweetgrass
- Cedarwood
- Tobacco

**Purifying**

- 1 part Sage
- 1 part Rosemary
- 1/2 part Clove

**Purple Willow Herb**

- Willow
- Sage

**Q**

**Qabal Incense**

*Brown*

- Gum Mastic
- Lavender
- Violet
- Deer's Tongue
- Gardenia

*A meditation/psychic enhancement blend, this sets up positive vibration current conducive to spirit contact, clairvoyance or telepathic working.*

**Queen Bee**

Same as Queen Oil

**Queen Oil**

- Vetivert
- Juniper
- Lavender
- Honey
- Gold base oil

*Use only by women, another procurer of passion, attracts both love and success. Use with care. See King Oil.*

**Quieting Powder**

*Blue*

- Salt
- Chalk Dust
- Sugar

- Lemon Oil
- Lavender Oil
- Balm of Gilead

*A special blend designed to induce deeper meditation before Voodoo rituals are held. Sprinkle over the altar and especially on all burning candles.*

**Quitting Powder**

- Tobacco ashes
- Nutmeg
- Cinnamon
- Powdered newsprint

*Makes married members of the opposite sex leave you completely alone. Also induces others to stop trying to place hexes on you. Its effect is not noticeable to the person unless they try to bother you, at which point the crossing becomes more intense.*

**Q Perfume Oil**

*Red*

- Myrrh
- Peppermint
- Carnation

*A highly stimulating oil used to entice anyone you deeply desire. Impossible to resist.*

**R**

**Ra Incense**

- 2 parts Sunflower petals
- 3 parts Gum Arabic
- 3 parts Gum Acacia
- 10 ml Jasmine Oil per 8 oz. dry herbs
- 10 ml Bergamot Oil per 8 oz. dry herb

**Rafael's Love Oil**

- 3 oz. oil base
- 1 dram Sweet Pea
- 1 dram Lavender
- 1/2 dram Musk 3 blend (a blend of equal parts: green musk, amber musk, dark musk fragrance oils)

**Rain Incense (Caution)**

4 parts Heather  
1 part Fern  
1/2 part Henbane\*

*Burn out of doors on a deserted hill to attract rain. Do not inhale fumes!*

**"Raise The Dead" Incense**

1 part Pepperwort  
1 part Red Storax  
1 pinch Saffron  
Few drops Musk oil

*Compound & fumigate about the tombs & graves of the dead. This will cause spirits & ghosts to gather, at least according to ancient writings.*

**Recall Past Lives Incense**

1-1/2 parts Sandalwood  
1/2 part Water Lily  
1/2 part Holly  
1/2 part Frankincense  
Few drops Lilac Oil

**Red Fast Luck Oil**

*Red*

Cinnamon Oil  
Vanilla Oil  
Wintergreen Oil

*To bring luck*

**Red Powder**

*Red*

Cinnamon

*Used regularly by lonely women who seek male companionship. Sprinkle on right leg only. Used by prostitutes to increase business. Also see Green Powder for males. Homosexuals use both colors.*

**Red Rose Incense/Powder/Oil**

*Red*

Rose  
Mint

*Incense: Makes one dream of a future lover or marriage partner. Creates a strong love spell between two people. Is*

*said never to fail.*

*Oil: Special protective oil which wards off the effect of any hex. Attracts love.*

*Powder: Protective powder utilized only to break the power of an evil spell. Overcomes hatred between former friends and associates.*

**Regain Health Incense**

3 parts Myrrh  
2 parts Nutmeg  
1 part Cedar  
1 part Clove  
1/2 part Balm  
1/2 part Poppy Seeds

**Regain Health Incense**

3 parts Myrrh  
2 parts Nutmeg  
1 part Cedar  
1 part Clove  
1/2 part Balm,  
1/2 part Poppy Seeds  
Few drops Pine Oil  
Few drops Sweet Almond Oil

**Release and Ending Incense**

1/2 part Bay  
1/2 part Lemon Balm  
1/4 part Yarrow  
1/2 part Pennyroyal  
1 part Willow  
Few drops Lemon Balm Oil  
Few drops Peppermint Oil

**Remember Past Lives Incense**

1 part Sandalwood  
1/2 part Cinnamon  
1/2 part Myrrh  
Few drops Myrrh Oil  
Few drops Cinnamon Oil  
Few drops Cucumber Oil

**Repentant Powder**

23rd Psalm burnt to ashes  
Salt  
Lavender  
Hyssop

*If you feel you have failed to do your best, this powder can be utilized. Use by*



*sprinkling on burning incense before attending a Voodoo service. Cleanses the spirit and aids in purifying the soul.*

**Rest and Sleep Incense**

- 1/2 part Catnip
- 1/2 part Dill
- 1/4 part Poppy
- 1 part Lemon Verbena
- 1/2 part Motherwort
- Few drops Lemon Verbena Oil

**Reversing Oil (O'Hara)**

- Lemon (min)
- Rosemary (minor)
- Rose (minor)
- Spikenard (minor)
- Peppermint (trace)

*To protect against attack & return it to sender.*

**Reversing Oil #2**

- Eucalyptus Oil
- Lemongrass Oil
- Rock Salt

**Rhiannon Incense**

- 2 parts Carnation Petals
- 2 parts White Willow Bark
- 1 part pink Rose Petals
- 3 parts Frankincense
- 5 ml Jasmine Oil per 8 oz. dry ingredients
- 10 ml Lily Oil per 8 oz. dry ingredients
- 10 ml Lavender Oil per 8 oz. dry ingredients

**Rhiannon Oil 2**

- 1 dram Dragons Blood Oil
- 1 dram Rue Oil
- 1 pinch Paprika
- Piece of Rose Quartz

**Riches & Favors Incense**

- 2 parts Benzoin
- 1 part Wood Aloe
- 1/2 part Pepperwort
- 1/2 part Clove

*Burn when you need favors & wealth.*

**Riches Ointment**

- 4 drops Patchouli
- 3 drops Oakmoss Bouquet
- 1 drop Clove oil
- 1 drop Basil oil

*For the base of ointment with beeswax, follow these directions: If possible, use unbleached beeswax. If not, regular beeswax will do. Place the chipped beeswax into a 1/4 cup, firmly packed. Put the measured amount of wax into a double boiler. Add 1/4 cup of either of the following oils: olive, hazelnut, sesame or regular vegetable oil may be used. Stir with a wooden spoon until wax has melted into the oil.*

*Remove from heat and let cool slightly until the wax mixture begins to thicken. {If the mixture is too hot, the essential oils will be evaporated...and we don't want that!} Now add the mixed essential oils into the wax. Stir thoroughly with a wooden spoon and pour into a jar with a tight fitting lid. Store away from heat and light.*

*Anoint the body and hands daily to attract riches!*

**Rites of Isis Oil**

- 7 drops Rose Oil
- 2 drops Camphor Oil
- 2 drops Tincture of Myrrh
- 3 drops Blue Hyacinth Oil

*Blend the oils of Rose, Camphor, and Blue Hyacinth during the waxing moon. Bottle and keep till the Moon wanes. Add the Myrrh at that time.*

**Rising Fame Incense**

- 1/2 oz powdered Sandalwood
- 1 oz Cinnamon
- 1/2 oz Frankincense
- 1/4 oz powdered Myrrh
- 1/4 oz powdered Orris Root
- 1 dram Attraction Oil
- 2 drams Tincture of Benzoin

*This is a success incense to be used in rituals to promote wanted success and prosperity in all aspects of life.*

**Roman Offering Incense**

Olive Wood  
 Bay Leaves  
 Patchouli  
 Pine  
 Myrrh  
 Pinch of Saffron

**Root Powder**

Hi-John  
 Low John  
 Adam & Eve

*A special blend to offset the effects of a hex. Use for uncrossing yourself or a friend. Burn with incense and sprinkle on all candles.*

**Rose Incense**

Muguet  
 Rose  
 Mint  
 Drop of sandalwood  
 Rose Base

*Makes one dream prophetically. Also a great healing incense. Sprinkle on your pillow at night to inspire prophetic dreams of a positive nature. Very popular in Voodoo circles.*

**Rosemary Incense**

*Green*

Rosemary  
 Orris  
 few drops Basil  
 few drops Frankincense

*Excellent purifying agent. Should be carefully sprinkled on and around the altar before starting a ritual. Also place a little by all doors. Burn in a bedroom prior to going to sleep. Will attract good luck.*

*Bath: Same as above with equal parts Florida Water and Castile Soap*

**Rosemary Wine**

*Chop some green sprigs of rosemary, and put into a bottle of white wine with a few borage leaves. Steep the herbs in the wine for two weeks and strain. Take a*

*wineglassful now and again for low spirits, nervous depression and when you need courage.*

**Run Devil Run Incense**

1/4 tsp. powdered Asafetida  
 1 oz. powdered Frankincense  
 1/2 oz. powdered Rosemary  
 1/4 oz. Jalop Powder  
 1/4 oz. Basil Leaves  
 1/4 tsp. Saltpeter  
 2 drams Tinture of Benzoin  
 1 dram Uncrossing Oil

**S**

**Sabbat Incense/Oil**

1 drop Benzoin Oil  
 Equal parts:  
 Patchouli  
 Sandalwood  
 Orris  
 Rose  
 Fennel  
 Thyme  
 Rue  
 Chamomile  
 Pennyroyal  
 Vervain

**Sabbat Oil 1**

Wild Parsley Root  
 Celery Root  
 Poplar Leaves (Balm of Gilead)  
 Cinquefoil  
 Saffron

**Sabbat Oil 2**

Smallage  
 Wolfbane  
 Cinquefoil  
 Henbane  
 Hemlock  
 Mandrake  
 Moonwort (Botrychium lunaria)  
 Tobacco  
 Poppy  
 Poplar Leaves  
 Saffron

*Ideally, the herbs should be freshly cut with the Athame while the moon is waxing,*

*but this is not always possible. At least they should be crushed and steeped in purified vegetable oil during the waxing moon. The oil should subsequently be strained through a thin muslin cloth to remove all the impurities and solid matter.*

*Or, alternatively, the crushed leaves can be steeped in pure alcohol, which is then mixed in later with the oil.*

*Most modern witches tend to bypass these two recipes, however, in view of the baneful herbs involved, and employ a more popular variety which is composed by the same maceration procedure but uses the following herbs instead:*

Balm of Gilead (Poplar Leaves)  
Cinquefoil  
Saffron  
Lemon Verbena or Vervain

*Many witches will also use vervain by itself, or even garden mint as a standby, although as far as I have been able to find out, this latter is quite untraditional.*

*To all of these may be added the following essences for increased effect:*

Musk  
Civet  
A suspicion of Ambergris, Patchouli or Cassia

### **Sabbat Incense**

4 parts Frankincense  
2 parts Myrrh  
2 parts Benzoin  
1/2 part Fennel  
1/2 part Bay  
1/2 part Thyme  
1/2 part Pennyroyal  
1/2 part Solomon's Seal  
1/4 part Rue  
1/4 part Wormwood  
1/4 part Chamomile  
1/4 part Rose petals

*Burn at Wiccan Sabbats.*

### **Sacred Light**

8 drops Sandalwood  
3 drops Nutmeg

3 drops Cinnamon

*Use to aid you in prosperity spells. When mixing these oils, focus on confidence, success and the feeling of achievement.*

### **Sacred Shield**

8 drops of Dragons' Blood  
8 drops of Bergamot  
1 drop of Cedar  
2 drops Myrrh

*Use to aid you in binding spells.*

### **Sacred Space**

4 tbsp. Cedar Chips  
1 tbsp. Thyme  
1 tbsp. Sage  
2 tsp. Rosemary  
1 tsp. Cinnamon  
1 pinch Salt  
1 pinch Tobacco

*To clear and make pure an area*

### **Safe Travel**

*Use this incense to smudge yourself, car, and luggage when leaving on a trip.*

1 tsp. Lavender  
1 tsp. Fennel Seed  
1 tsp. Benzoin  
1 tsp. Juniper Berries  
1 tsp. Pine Needles  
1 tsp. Carnation Petals

### **Sagittarius**

Pine  
Musk  
Myrrh  
Juniper  
Muguet

### **Sagittarius Incense**

2 parts Frankincense  
1 part Myrrh  
1 part Clove

*Use as a personal altar or household incense to increase your own powers.*

**Sahumeria Azteca Incense**

- 2 parts Copal
- 2 parts Frankincense
- 1 part Rosemary
- 1 part Sage
- 1 part Lemongrass
- 1 part Bay
- 1/2 part Marigold
- 1/2 part Yerba Santa

*For ancient Aztec rituals & all Mexican-American folk magic. Also use as a general purification incense. It's a famous incense in contemporary Mexican folk magic.*

**Sandalwood Incense**

*White*

- White Sandalwood
- Juniper
- Vetivert

*Sandalwood is one of the simplest but most protective fragrances. A very good healing incense and one which attracts psychic vibrations.*

**Sandalwood Spellcaster Oil**

- Powdered Sandalwood
- Sweet Almond Oil

*This oil is simple yet effective in harnessing your energies for spell casting. Use as a massage oil to promote healing and increase spiritual awareness. This oil is also ideal for opening the heart chakra.*

**Sappho Oil**

- Patchouli Oil
- Cinnamon Oil
- Rose Oil
- Amber Powder
- Small Seashell

**Satan Be Gone Incense/Powder**

- Lavender
- Hyssop
- Salt
- Bay
- Vervain

*Powder: Sprinkle around a room, the*

*altar, and on the person you are uncrossing. One of the best means of breaking a strong hex. Use with care.*

*Incense: Burn only when uncrossing yourself or a client. One of the best hex breakers. There will probably be strange psychic effects; don't worry about them — just continue your ritual.*

**Saturn**

- 4 parts Myrrh
- 1 part Elderberry
- 1 part Cypress
- 1 part Yew
- 1 part Patchouli
- 1 pinch Iron Filings

**Saturn Incense 1 (Planetary)**

- 2 parts Frankincense
- 2 parts Poppy seed
- 1 part Gum Arabic
- 1 part Myrrh
- 1/4 part Henbane Seed\*
- 1/4 part Mandrake\*
- Few drops Olive Oil

*Burn for Saturn influences; also for spells dealing with buildings, studying past lives, banishing illness, pests & negative habits. This incense can be hazardous to your health; for a recommended Saturnine incense see formula #3 below or substitute 1/2 part Tobacco for the Henbane & Mandrake.*

**Saturn Incense 2 (Caution)**

- 2 parts Cypress
- 2 parts Ash Leaves
- 1 part Alum
- 1 part Gum Scamony
- 1 part Asafoetida\*
- 1 part Sulfur\*
- 1/4 part Black Nightshade\*

*Another like the above, but not recommended. By omitting the black nightshade, the incense is fairly innocuous but still smells incredibly foul!*

**Saturn Incense 3**

- 2 parts Sandalwood

2 parts Myrrh  
1 part Dittany of Crete  
Few drops Cypress Oil  
Few drops Patchouli Oil

*This is the recommended Saturn incense formula. If you're going to use one of the four, use this one.*

**•Saturn Incense 4**

1 part Pepperwort  
1 part Mandrake  
1 part Myrrh  
Few drops Musk Oil

**Satyr Oil**

Musk  
Patchouli  
Civet  
Ambergris  
Cinnamon

*Mix and wear on self. For men only. To attract women.*

**Satyr Oil**

*A famous, controversial oil. There are several variations in the recipe, but all are very earthy and passionate fragrances. The man who wears this should be prepared for anything!*

Start with a base of musk and patchouli.

*Add:*

Cinnamon Oil  
Carnation Oil  
Vanilla Oil

*Blend and add until the scent seems right to you.*

*Blend on a Tuesday.*

*This oil should only be worn by men. It doesn't always smell great, but it works as an aphrodisiac and the results can be quite amazing!*

**Satyr Oil**

1/8 part Saturnian Oil (Root):  
Lucky Hand  
1/8 part Ambergris

1/8 part French Musk  
1/4 part Civet  
1/4 part Valerian  
1 drop Cinnamon

*Said to incite the passions of anyone who comes near you. Use with extreme caution. Anoint candles in any love ritual, may also be used as a bath or powder. Place oil at the heart, throat and behind the ears.*

**Scorpio Incense**

2 parts Frankincense  
1 part Galangal  
1 part Pine Resin (pitch)

*Use as a personal altar or household incense to increase your powers.*

**Scorpio Oil**

Myrrh  
Cinnamon  
Civet  
Vetivert  
Lemon

**Scrying Incense 1**

1 part Mugwort  
1 part Wormwood

*Burn a small amount prior to scrying in a quartz crystal sphere, in flames, water & so on. Warning—smells bad!*

**Scrying Incense 2**

Violets  
Parsley  
Anise  
Camphor  
Dittany of Crete  
Sandalwood

**Seax Incense**

30% powdered Sandalwood  
10% powdered Myrrh  
5% powdered Patchouli Leaves  
5% powdered Orris Root  
10% powdered Cinnamon  
40% powdered Frankincense

**Seduction Oil**

*It is said this oil will help you seduce*

anyone you may choose when worn as a perfume. Anoint behind the ears, under the left armpit, the back of the neck and between the thighs.

Use 2 tbsp. Cloves in 2 oz. Olive Oil.

*Optional: add a small piece of verbena root (said to make passions quickly rise) to each bottle of oil made.*

### Self Love Oil 1

- 10 ml of almond oil as a base
- 1 drop of Myrtle (for love, peace, harmony and for Astarte)
- 1 drop of Vanilla (for love and mental powers)
- 1 drop of Rose (for love, healing, protection and spiritual powers from a female aspect)
- 1 drop of Cinnamon (for love, healing, protection and spiritual powers from a male aspect)
- 1 drop of Orange (for love and the brave and self-assertive Leo aspect)
- 1 drop of Jasmine (for the loving and caring Moon and the Cancer aspects)

*Prepare and empower the oil before the ritual. Used to enhance self-esteem.*

### Self-Love Oil 2

- Tuberose
- White Rose
- Geranium
- Rose
- Palmarosa

### Sensual Satyr

- 4 drops Carnation
- 4 drops Musk
- 8 drops Patchouli
- 8 drops Vanilla
- 2 drops Cinnamon

*Use to aid you in love spells and lust spells.*

### Separation Oil & Powder

*To 2 oz. base oil add contents of one Vitamin E capsule and:*

- 3 drops Vetivert
- 3 drops Sandalwood

- 1 drop Clove
- 4 drops Black Pepper

*For powder, add ground herbs to a rice flour/corn starch base.*

### Separation Powder

- Chili Powder
- Cinnamon
- Galangal
- Black Pepper
- Iron Filings
- Vetivert
- Pinch Bitter Aloes or Vetivert

*Use when you desire to break any relationship. Creates animosity between lovers and business associates. Forces an eventual separation.*

### To End an Unwanted Love Affair

- 1 tsp. Allspice
- 1 tsp. Vetivert
- 1 tsp. Catnip
- 1 tsp. Lavender

### Serenity

- Lemon Grass
- Neroli
- Lavender
- Rosewood
- Geranium

*Serenity and Inner Peace.*

### Seven African Powers Incense

**1**

*Purple*

- 3 parts Orris
- Pinch Vanilla
- White Sandalwood
- 1 part Cascarilla
- 2 parts Vetivert
- 1 part Sage
- 2 parts Lavender
- 3 parts Rose

**2**

*Purple*

- 1 part Rose
- 2 parts Orris
- 3 parts Frankincense
- 1 part Vetivert

1/2 part Bay  
1 part Lavender  
1 part Lemon

**Seven Chakras Oil**

1 drop Rose (base)  
1 drop Bergamot (spine)  
1 drop Lemon (belly)  
1 drop Benzoin (heart)  
1 drop German Chamomile (throat)  
1 drop St. Johnswort (head)  
1 drop Lavender (crown)

**Seven Day Uncrossing**

Basil  
Bay  
Clove  
Hyssop  
Verbena  
Pine Needle

*An excellent blend to use in overcoming a particularly strong curse. Must be sprinkled on the hexed person's head for 7 straight days.*

**Seven Day Uncrossing Bath**

*Purple*

Hyssop  
Lavender  
Sage  
Lemon  
Bluing  
Baking Soda  
Soap Base

**Sex Magick Incense**

1 pinch Damiana  
1 pinch Lavender  
1 pinch Coriander  
9 drops Sandalwood Oil  
9 drops Amber Oil  
6 drops Ylang Ylang Oil  
6 drops Dragons Blood Oil

**Sex Oil & Incense**

Cinnamon  
Patchouli  
Lavender  
Clove  
Musk  
Vanilla

Tuberose

**Sexual Chakra Oil**

30 drops Ylang Ylang  
20 drops Jasmine  
20 drops Sandalwood  
30 drops Tangerine

*Add Jasmine Blossoms to bottle.*

**Sexual Desire Oil**

2 tsp. Ylang Ylang Oil  
1 tsp. Sandalwood Oil  
1 tsp. Lavender Oil  
40 drops Rosemary Oil  
40 drops Patchouli Oil  
10 drops Rose Oil

**Sexual Energy Oil**

2 drops Ginger  
2 drops Patchouli  
1 drop Cardamom  
1 drop Sandalwood

*Wear to attract sexual partners.*

**Sexually Attract Men Sachet**

Queen Elizabeth root  
High John Root  
Lodestone with magnetic sand  
Lodestone Oil  
Follow Me Boy Oil

*Tie up in a red Mojo bag*

**Sexually Attract Women Sachet**

High John Root  
Lodestone with magnetic sand  
Lodestone Oil  
Come to Me Oil

*Tie up in a red Mojo bag*

**Shaman**

3 drops Lemon Verbena  
8 drops Rose  
2 drops Cedar

*Use to aid you in prosperity spells. When mixing these oils, focus on confidence, and success.*

**Sheherezade Oil**

1/4 oz. Apricot Oil  
 11 drops Hibiscus  
 10 drops Poppy  
 20 drops Rose  
 15 drops Carnation  
 25 drops Honeysuckle  
 15 drops Ylang Ylang  
 Poppy or Rose Petals  
 Garnet

**Shi Shi Incense**

*Green*

Clove  
 Bay  
 Angelica

*Draws wealth and overcomes poverty. Alleged to work very quickly. Very helpful to those who need a stroke of fortune.*

**Shoe String Root Powder**

Vetivert  
 Patchouli

*Sprinkle around the home to protect the inhabitants against death. Also brings extreme good luck to those who play cards as it invokes lucky spiritual forces.*

**Shower of Gold Incense (Malbrough)**

1 oz. Bayberry Herb  
 1 oz. Sandalwood  
 1 oz. Frankincense  
 1/4 oz. Myrrh  
 1/4 oz. Saltpeter  
 1/2 tsp. plus 1/8 tsp. Cinnamon oil  
 1-1/4 tsp. Tincture of Benzoin

*Grind solids together. Mix the liquids and dissolve the saltpeter in it. Add slowly to solid mixture and combine. Let dry thoroughly, powder. To be used in rituals pertaining to matters of money and prosperity.*

**Sight Incense**

2 parts Gum Mastic  
 2 parts Juniper  
 1 part Sandalwood  
 1 part Cinnamon  
 1 part Calamus

Few drops Ambergris Oil  
 Few drops Patchouli Oil

*Mix, empower & burn to promote psychic awareness. This is another version of the recipe; others contain Hemp.*

**Simple Protection Incense**

1/2 part Bay Leaves  
 1/2 part Cloves  
 3/4 part Oregano  
 3/4 part Sandalwood

**Simple Psychic Protection Incense**

Frankincense 1/4, Oregano 1/2, Lovage 1/4,  
 Cloves 1/2, Ginger Root (ground)  
 1/4, Sandalwood 1/2, Star Anise 1/4

**Siren Song Oil**

1/4 ounce Almond Oil  
 3 drops Lemon Oil  
 4 drops Lavender Oil  
 3 drops Primrose Oil  
 3 drops Rose Geranium Oil  
 15 drops Camphor Oil  
 Geraniums and Roses  
 Iolite and Amethyst

*Useful for contacting the Faeries connected with the Water Element (Undines, Naiads, Sirens, etc.)*

**Sleep Oil 1**

3 parts Rose  
 2 parts Chamomile  
 1 part Jasmine

*Anoint temples, pulse points at neck and wrist and soles of feet to induce natural and restful sleep.*

**Sleep Oil 2**

2 drops Rose  
 1 drop Mace

*Anoint the temples, neck, pulse of both wrists, soles of the feet. It brings on natural sleep.*

**Smell of Success**

3 drops Patchouli  
 4 drops Heliotrope



3 drops Lavender

*Use to aid you in prosperity spells. When mixing these oils, focus on confidence and success.*

**Snake Oil**

**#1**

Snake Root Extract  
Brown Coloring

**#2**

Saturated Snakeskin  
Galangal

*Used to anoint candles. Protects and lends healing currents to the healer.*

**Snuff Powder**

Tobacco  
Bayberry  
Goldenseal

*Special conjuring dust which should be utilized only when placing a hex on a friend who has betrayed your confidence. Use for no other purpose. It will turn fortune back your way.*

**Solar Rites Oil**

18 drops Orange  
1/4 oz. Almond Oil  
5 drops Patchouli  
14 drops Ginger  
9 drops Pennyroyal  
20 drops Citronella  
Orange Blossoms  
Clear Quartz  
Citrine

**Solstice Sun Incense (Anna Franklin)**

1/2 part Chamomile  
1/2 part Cinquefoil  
1 part Lavender Flowers  
1/2 part Mugwort  
1 part Rose Petals  
1/2 part St. John's Wort  
1/2 part Vervain  
1 part Orange Peel  
3 parts Frankincense

**Soothing Waters**

*Blue*

2 parts Sandalwood  
2 parts Camomile  
2 parts Clary Sage  
1 part Lilac (optional)  
1 drop blue food coloring

*This oil is intended to be a calming agent. Wear or place a bit on a bit of fabric, cotton ball etc. and sniff. Don't over do it.*

**Sorceress**

4 drops Patchouli  
4 drops Galangal

*Use to aid you in protection spells. When mixing these oils, imagine a strong wall being built around you, only allowing good things to pass through it.*

**Special Favors Oil**

*Green*

Lime  
Carnation  
Gardenia  
Wintergreen

*Attracts friendly nature spirits. Anoint altar or room for best of luck and success.*

**Special Oil #20**

Gardenia (main)  
Jasmine (main)  
Lily of the Valley (main)  
Sandalwood (main)

*A traditional Vodoun blend, this oil may be used as a general love attraction oil.*

**Special Perfume Oil #20**

*Red*

Gardenia  
Jasmine  
Orris  
Muguet

*Makes one courageous. Overcomes the effects of the most powerful hexes. Use to uncross.*

**Spellbound Love Potion**

Filtered Water  
2 cups of Red Wine

1 tsp. of each of the following: Cumin, Mint and Peppermint

*Mix herbs together in a pot, bring to the boil and simmer for 10 mins. Serve.*

### **Spellbound's Love Brew**

*For relaxing inhibitions and mellowing emotions*

1 litre of purified water (Rain water is ideal)  
Teapot and 2 cups  
1 pinch of Rosemary  
2 tsp. Black Tea  
3 Mint Leaves  
3 fresh Rose Petals  
3 Lime Leaves  
3 pieces of Lemon Peel  
3 pieces of Orange Peel  
Dash of Nutmeg  
1 small piece of Ginger

*Cut ingredients, mix together, put into a teapot, adding boiled water, let tea brew, turning twice in a clockwise direction, and saying:*

*"May all my worries be gone, relaxing my heart to love"*

*Serve hot or cold. You may add honey if desired.*

### **Spell Weaver**

4 drops Dragons' Blood  
4 drops Myrrh  
1 drop Pine

*Use to aid you in protection spells and binding spells. When mixing these oils, imagine a strong wall being built around you, only allowing good things to pass through it.*

### **Spice Rack Love Incense**

Made from ingredients found in your spice rack  
1/2 part Cloves  
1/2 part Cinnamon  
1/4 part Sage  
1/4 part Savor  
1/2 part Oregano  
1/4 part Bay Leaves  
1/4 part Allspice

### **Spice Rack Protection Incense**

*Protection incense made with ingredients from your spice rack*

1/4 part Basil  
1/2 part Cinnamon  
1/2 part Rosemary  
1/2 part Thyme  
1/2 part Sage  
1/2 part Star Anise

### **Spirit Channeling Oil (Tarotstar)**

*Brown*

1-1/2 oz. oil base  
1 oz. Castor Oil  
3/4 oz. Blue Sonata Oil  
1/2 oz. Myrrh Oil  
1 dram Vanilla Oil  
1 dram Violet Oil

### **Spirit Incense 1 (Caution)**

4 parts Coriander  
1 part Smallage  
1/4 part Henbane\*  
1/4 part Hemlock\*

*Burn outdoors to draw spirits together. As usual, do not inhale fumes!*

### **Spirit Incense 2 (Caution)**

Root of the weedy herb Sagepen  
Juice of Hemlock\*  
Juice of Henbane\*  
Tapsus barbatus  
Red Sandalwood  
Black Poppy seed

*Fume to make spirits & strange shapes appear. To make them flee, add parsley to this mixture, as this chases away all spirits & destroys all visions.*

### **Spirit Incense 3**

1 part Anise  
1 part Coriander  
1 part Cardamom

*Smolder to cause spirits to gather.*

### **Spirit Incense 4**

1 part Sandalwood  
1 part Lavender

*Burn on the altar to invite good energies (or spirits) to be present during magical rituals.*

**Spirit Incense 5**

2 parts Sandalwood  
1 part Willow Bark

*Burn out of doors at night during the Waxing Moon.*

**Spirit Incense 6**

3 parts Wood Aloe  
1 part Costus  
1 part Crocus  
Few drops Ambergris Oil  
Few drops Musk Oil

**Spirit Incense 7 (Caution)**

3 parts Frankincense  
2 parts Coriander  
1 part Fennel Root  
1 part Cassia  
1/2 part Henbane\*

*These incenses (Spirit) are only included for traditional purposes. They are not recommended!*

**Spirit Incense**

2 oz. Sandalwood  
1/2 oz. Frankincense  
1/2 oz. Myrrh  
1/2 oz. Dittany of Crete  
1/4 oz. Mugwort  
1/4 oz. Wormwood  
2 drops Lilac Oil  
1 drop Jasmine Oil  
1 drop Nutmeg Oil

**Spirit Guide Perfume Oil**

*Yellow*

Orange oil  
Lily  
Acacia

*Assists in communicating with deceased friends and relatives. Sprinkle on ground. Use as an incense or to anoint white candles; however, never wear the oil on one's person.*

**Spirit Oil**

1 tbsp. powdered Orris or Serpentaria Root  
1 tbsp. dried Solomon's Seal  
1 tbsp. Rosemary, crushed  
Pinch powdered Jade or Turquoise  
3 drops Sandalwood Oil  
3 drops Mint Oil  
1/4 cup Safflower Oil

**Spirit Oil (elemental)**

8 drops Sandalwood  
8 drops Violet  
5 drops Crocus  
5 drops Gardenia  
Dried Acacia Flowers

**Spirit Portal**

1/2 tsp. Cinnamon  
1/2 tsp. Lavender  
Pinch of Wormwood

**Spirit World Incense**

1 part Sage  
1 part Bay Leaf  
1 part Nutmeg  
3 parts Sawdust  
Pinch Saltpeter

**Spirits Depart Incense 1 (Caution)**

1 part Calamus  
1 part Peony  
1 part Mint (Spearmint)  
1/4 part Castor Beans \*

*Burn out of doors to drive away all evil spirits & vain imaginings. Castor beans are poisonous!*

**Spirits Depart Incense 2**

2 parts Fennel Seed  
2 parts Dill Seed  
1/2 part Rue  
*Another like the above.*

**Spirit Portal Incense**

1/2 tsp. Cinnamon  
1/2 tsp. Lavender  
Pinch of Wormwood

**Spiritualist's Powder**

*Yellow*

Patchouli  
Gum Mastic  
Cinnamon  
Dittany of Crete

*A wonderful aid in communicating with the spirit world during a Voodoo seance. Burn with any type of incense and sprinkle all over burning candles.*

**Spiritual Sex**

Ambergris

**Spiritual Vibration Oil**

Sandalwood  
Heliotrope  
Magnolia  
Frankincense

**Spiritual Vibrations Powder**

Frankincense  
Sandalwood  
Myrrh

*Wiccan powder to sprinkle before conducting ritual or meditating to raise the spiritual vibrations of the area and the people present*

**Spiritual Vision Incense**

*Blue*

Cinnamon Powder  
Low John Powder  
Cedar Oil  
Orris Oil  
Myrrh

*Burn to increase clairvoyant powers. An excellent incense for job hunters.*

**Spirit Work Incense**

2 parts Frankincense  
1 part Myrrh  
1 part Acacia  
3 parts Benzoin  
4 parts Angelica  
2 parts Vervain  
1 part Wormwood  
2 parts Life Everlasting  
2 parts Cinnamon  
2 parts Bay Leaf  
1 part Patchouli

2 parts Red Sandalwood  
21 drops Sandalwood Oil  
12 drops Patchouli Oil

**Spring and Summer Oil**

*The inspiration for this oil came to me one very warm spring day. Anoint yourself and candles with it during Ostara, Beltane or Midsummer rituals—it's beautiful and connects you to your natural surroundings if you use blossoms from your own area.*

*Make the oil at the beginning of spring. Go for a walk somewhere where there are flowering fruit trees. Collect blossoms from as many kinds of fruit tree as possible, preferably scented ones (apple, cherry, peach and apricot, etc). Fill a small bottle with the blossoms and cover with a light carrier oil such as almond. Leave in the sun until the oil has become impregnated with blossom scent, strain, but add one fresh spring blossom to the bottle.*

**Spring Sabbat Incense**

3 parts Frankincense  
2 parts Sandalwood  
1 part Benzoin  
1 part Cinnamon  
Few drops Patchouli Oil

*Burn during Spring & Summer Sabbat rituals.*

**Star Oil**

1/4 oz. Almond Oil  
10 drops Lemon  
7 drops Jasmine  
7 drops Rosemary  
17 drops Chamomile  
5 drops Sandalwood  
Jasmine Flowers  
Clear Quartz

**Stay At Home Incense/Powder/Floorwash**

*Purple*

Pulverized Bed Sheet  
Clove  
Allspice  
Deer's Tongue

Mullein  
Sage

*Burn incense to force a lover or a mate to stop being unfaithful. Makes them return home and then appreciate it even more than before.*

*Powder: Rub yourself down before going to bed with your lover or mate. He will never be able to leave you for another partner.*

**Stay At Home**

Patchouli (main)  
Lavender (main)  
Cedarwood (main)  
Pine (main)  
Camphor (trace)

*Encourages lover to stay at home by emphasizing the qualities of comfort and stability as well as arousing feelings of loyalty and passion to the lover or spouse.*

**Stone Circle Power Oil**

1 part Rosemary  
2 parts Frankincense  
1 part Vetivert

*For banishing and protection.*

**Stop Arguments**

*Oil*

Patchouli

*Herb*

Patchouli

*Incense*

Allspice, Cedar, Patchouli  
Stones  
Bloodstone, Black Obsidian, Black Onyx

*Candle*

Pink, Light Blue

**Stop Interference in Your Love or Marriage**

*Oil:*

Frangipani  
Bay Leaf

*Incense:*

Frangipani or pine

*Stone:*

Moonstone, Chrysocola, Pyrite

*Candle Color:*

Indigo or Purple

**Stop Theft Incense**

1/2 part Dogwood  
1/4 part Caraway  
1/2 part Rosemary  
1/4 part Tarragon  
1 part Willow  
Few drops of Honeysuckle Oil

**Stray No More Oil**

*Mix:*

2 parts Spikenard  
1 part Linden Flowers  
1 part Herba Mate  
Two tbsp. of this mixture is added to two ounces of oil.

*OPTIONAL: A small piece of magnolia root is put in each bottle of oil made.*

*Said to keep a lover or mate faithful. Use in a mate's bath water. Anoint on the soles of your mate or lover's shoes. Sprinkle on the bed sheets.*

**Strength Incense 1**

1/2 part Dragon's Blood  
1/2 part Musk Root  
1-1/2 part Vetivert  
1/2 part Cinquefoil  
Few drops Musk Oil  
Few drops Ambergris Oil

**Strength Incense 2**

1/2 part Cinnamon  
1/4 part Dragon's Blood  
1/4 part Frankincense  
1/2 part Musk Root  
1/4 part Patchouli  
1 part Vetivert  
1/4 part Yarrow  
Few drops Musk Oil

**Strength of Being Oil**

- 1/4 oz. Almond Oil
- 4 drops Cedarwood
- 5 drops Cypress
- 9 drops Ginger
- 1 drop Lemon
- 9 drops Lotus
- 6 drops Camphor
- 4 drops Frankincense
- 9 drops Siberian Fir
- 4 drops Lavender
- 1 drop Carnation
- 5 drops Jasmine
- Lavender Buds
- Amethyst

**Study Incense**

- 2 parts Gum Mastic
- 1 part Rosemary

*Smolder to strengthen the conscious mind for study, to develop concentration & to improve the memory.*

**Study Incense**

- 2 parts Rosemary
- 2 parts Sage
- 2 parts Coriander
- 1 part Clove

*Focus, concentration. Ideal background fragrance for the diligent student.*

**Successful Incense**

- 1/2 part Solomon's Seal
- 1-1/2 part Cedar
- 1/2 part Musk Root
- 1/4 part Myrrh

**Success Incense 1**

- 1 part Bay
- 5 parts Orris Root
- 35 parts Frankincense
- 50 parts Cinnamon
- 3 parts Patchouli Leaves

*Grind into fine powder. You may have to sift through strainer or put in blender.*

**Option:** *Stir 3 teaspoons potassium nitrate into 1 cup boiling water. Stir until completely dissolved. Combine dry ingredients into wet. This will make a clay-*

*like substance. Shape clay into balls to throw on your fire.*

**Success Incense 2**

- 3 parts Wood Aloe
- 2 parts Red Storax
- 1 part Nutmeg

*Burn for success in all undertakings. Since red Storax is unavailable, substitute Frankincense or Gum Arabic.*

**Success Incense 3**

- 1/4 part Mistletoe
- 1/2 part Marigold
- 1/2 part Sunflower
- 1/4 part Onion
- 1 part Sandalwood

**Sun God Incense**

- Frankincense
- Balm of Gilead
- Cardamom
- Ambergris
- Orris Root
- Heliotrope
- Cinnamon

**Success Incense**

**1**

*Green*

- Patchouli
- Orris
- Sandalwood
- Myrrh
- Allspice
- Cinnamon

**2**

*Green*

- 2 parts Orris
- 1 part Allspice
- 2 parts Patchouli
- 1 part Myrrh
- 1/4 part Frankincense
- 2 parts White Sandalwood
- 2 parts Rose Petals
- Pinch Benzoin

*Assists in defeating all competition and overcoming all obstacles in the way of success. Especially good when burned to win legal battles.*

**Success Oil**

- 2 parts Sandalwood
- 2 parts Five Finger Grass
- 2 parts Frankincense
- 1 part Cinnamon
- 1 part grated Lemon Peel or Lemon Flowers.

*Use two tablespoons of this mixture in two ounces of oil.*

**OPTIONAL:** Add a small piece of High John Conqueror root to each bottle of oil made.

**Sun**

- Frankincense
- Myrrh

**Sun King Anointing Oil**

- 10 drops Frankincense Oil
- 10 drops Sandalwood Oil
- 3 pinches Saffron or Safflower
- Light colored Olive Oil to fill jar completely

*Mix well in a watertight 2 oz. jar. Turn jar over daily for at least 10 days before using. Concentrating on the Sun, rub the oil on the person or token representing the Sun.*

**Sun Oil**

- 1/4 oz. Almond Oil
- 30 drops Orange
- 40 drops Lime
- 5 drops Ginger
- 10 drops Vetivert
- 3 drops Cinnamon
- Orange Blossoms
- Clear Quartz
- Carnelian

**Summer Solstice Incense (Laurie Cabot)**

*Blend equal parts of the following:*

- Heather
- Oak Leaves
- Rosemary
- Wheat of Crushed Corn
- Sunflower Leaves
- 3 drops of Mermaid Oil, to bind

**Sun Goddess Perfume**

- Cinnamon Oil

- Lemon Verbena Oil
- Ylang-Ylang Oil

*Blend equal parts, bottle and shake well.*

**Sun Gold**

- 8 drops Juniper
- 3 drops Allspice

*Use to aid you in prosperity spells. When mixing these oils, focus on confidence and success.*

**Sun Incense 1**

- 3 parts Frankincense
- 2 parts Myrrh
- 1 part Wood Aloe
- 1/2 part Balm of Gilead
- 1/2 part Bay
- 1/2 part Carnation
- Few drops Ambergris Oil
- Few drops Musk Oil
- Few drops Olive Oil

*Burn to draw the influences of the Sun & for spells involving promotions, friendships, healing, energy & magical power.*

**Sun Incense 2**

- 3 parts Frankincense
- 2 parts Sandalwood
- 1 part Bay
- 1 pinch Saffron
- Few drops Orange Oil

*Another like the above.*

**Sun Incense 3 (Caution)**

- 3 parts Frankincense
- 2 parts Galangal
- 2 parts Bay
- 1/4 part Mistletoe\*
- Few drops Red Wine
- Few drops Honey

*A third like the above.*

**Swallow's Blood Incense**

*Red*

- Dragon's Blood
- Red Sandalwood

Rose Petals  
Jasmine  
Orris

*Designed to bring happiness to those who must travel. Soothes nerves while on the road.*

**Swallow's Eye Incense**

Same as Swallow's Blood.

**Swallow's Heart Incense**

Same as Swallow's Blood.

**Sweet Repose**

Rose  
Lavender  
Magnolia

*A relaxing, sleep inducing blend.*

**Sword of Ancients**

3 drops Frankincense  
2 drops Sandalwood  
1 drop Amber

*Use to aid you in protection spells. When mixing these oils, imagine a strong wall being built around you, only allowing good things to pass through it.*

**T**

**Talisman Consecration (Caution)**

Alum  
Gum Scamony  
Asafoetida\*  
Sulfur \*  
Cypress  
Black Hellebore \*  
Ash Leaves

*Burn in an earthen dish & hold the talismans in the smoke. Not recommended.*

**Talisman Consecration 2 (non-toxic)**

2 parts Frankincense  
1 part Cypress  
1 part Ash Leaves  
1 part Tobacco  
1 pinch Valerian

1 pinch Alum  
1 pinch Asafoetida \*

*Recommended—but smells!*

**Tantra Incense**

1 pinch Lavender  
1 pinch Rose Petals  
9 drops Sandalwood Oil  
6 drops Frankincense Oil  
6 drops Amber Oil

**Taper Perfume Oil**

Jasmine  
Cinnamon  
Patchouli  
Olive Oil

*Used to float wicks. Usually no more than perfumed olive oil. More for decoration than for ritual purpose, but the oils tend to attract love, healing and positive forces.*

**Tar Perfume Oil**

*Black*

Molasses  
Castoreum  
Turpentine  
Pinch Bitter Aloes  
Creosote

*Specially designed to create strife. Use only when you wish to cause problems for others. A blend that borders on the very negative; think carefully before using.*

**Taurus Oil**

Ambergris  
Patchouli  
Musk  
Vetivert  
Jasmine  
Civet  
Sage

**Taurus Incense**

2 parts Sandalwood  
2 parts Benzoin  
Few drops Rose Oil

*Use as a personal altar or household incense to increase your powers.*



**Temple Incense**

3 parts Frankincense  
2 parts Myrrh  
Few drops Lavender Oil  
Few drops Sandalwood Oil

*Smolder in the temple or "magic room," or as a general magickal incense. Also increases spirituality.*

**Temple Oil**

4 drops Frankincense  
2 drops Rosemary  
1 drop Bay  
1 drop Sandalwood  
1/4 oz. Base Oil

*Wear during religious rites.*

**Ten Commandments Powder**

Hyssop  
Salt  
Powdered Sea Shells (Ochinea)

*Use to place a curse on anyone who has violated one of the spiritual laws. Also attracts assistance to those who live by these rules. Sprinkle with great care. Very powerful for good or evil doings.*

**Ten Slivers Powder**

Ten chopped Toothpicks  
Clove  
Pine  
Lilac  
Little Pine Sawdust

*Sprinkle thoroughly through the hair in order to attract good fortune in times of despair.*

**Thank You Incense**

2 tbsp. Rosemary  
1 tbsp. Cinnamon  
1 tbsp. Sage  
1 tbsp. Allspice  
Dry peel of one lemon  
Dry petals of 3 Roses  
1 tbsp. Almond Extract

*Just to say Thanks.*

**Thief Incense (To See a Thief)**

1 part Crocus  
1 pinch Alum

*In ancient Egypt this mixture was placed on a brazier & the seer stared into the coals.*

**Thief Powder**

Galangal  
Vetivert  
Polk Root  
Hydrangea

*Sprinkle liberally around the area where something has been stolen and you will envision who the thief was. Always exposes wrong doers.*

**Thousand-Named Solar Influences**

3 parts Frankincense  
1 part Clove  
1/2 part Red Sandalwood  
1/2 part Sandalwood  
1/4 part Orange Flowers  
3 pinches Orris

*Burn for Solar influences.*

**Three Jacks Oil**

*Green*

Galangal  
Vetivert  
Patchouli  
Powdered Cardamom

*Brings good luck while gambling. Use to anoint candles, palms and forehead in a success ritual.*

**Three Kings Incense**

Frankincense  
Myrrh  
Benzoin  
Storax or Tolu Extract  
White Sandalwood Chips

*A good luck incense which brings a change of fortune in every area of life. Use with care.*

**Three Knaves Oil**

Same as Three Jacks

**Thrifty Powder**

Green

Lavender  
Orris  
Sage

*Rub on hands and touch anyone who seems to be rather tight with money. They will be induced to spend some of it on you.*

**Tiger Perfume Oil**

Yellow

Wintergreen  
Gardenia  
Rose  
Peppermint  
Cinnamon  
Bay

*Awakens the psychic and clairvoyant powers of a person during Voodoo ceremonies. Particularly effective when used as a bath just before retiring.*

**Tiphareth Incense**

Dittany of Crete  
Pine  
Myrrh  
Dragons Blood  
Patchouli  
Balm of Peru

*Invokes evil spirits when you wish to cast hexes and spells on others. Use with caution, as this mixture draws its potency from the dark side of the Tree of Life.*

**To Attract Love 1**

1 oz. Jojoba Oil  
15 drops Palmarosa  
5 drops Rose  
5 drops Cardamom

**To Attract Love 2**

5 drops Patchouli  
1 drop Cinnamon

**To Attract Love (Men)**

15 drops Sandalwood  
10 drops Patchouli  
5 drops Rose  
2 drops Vetivert

**To Attract Love (Women)**

10 drops Rose  
5 drops Jasmine  
5 drops Palmarosa

**To Attract Men**

6 drops Sandalwood Oil  
3 drops Ylang Oil  
3 drops Ginger Oil  
2 drops Patchouli Oil  
10 ml Carrier Oil

**To Attract Women**

6 drops Sandalwood Oil  
3 drops Cinnamon Oil  
3 drops Patchouli Oil  
10 ml carrier Oil

**To Draw Love to You Incense**

3 parts Rosemary  
2 parts Yarrow  
1 part Orris Root

**Tranquility Incense**

1 part Sage  
1-1/2 parts Rose  
1/4 part Benzoin  
1/2 part Meadowsweet  
Few drops Rose Oil

**Trinity Oil**

Hyssop  
Olive Oil  
Verbena

*Designed to draw blessings to you in every area of life. Guarantees success in both material and spiritual undertakings. Use sparingly, because it is potent.*

**Tryst Perfume Oil**

Red

Musk  
Melon  
Sandalwood

*The oil of lovers—use when you want passion to enter the relationship. Also develops clairvoyant power in anyone who uses it.*

**Turn Over a New Leaf Oil**

Woodruff Oil  
Tonka Bean Oil  
Lavender Oil  
Bergamot Oil  
Oakmoss Oil

*Used in rituals designed to “turn over a new leaf” and for new beginnings and fresh starts. Said to resemble the smell of freshly mown hay.*

**Treasure Island**

6 drops Heliotrope  
2 drops Frankincense  
1 drop Cinnamon  
3 drops Bay

*Use to aid you in prosperity spells. When mixing these oils, focus on confidence and success.*

Tropical Fire Oil  
1/4 oz. Almond Oil  
1 drop Lavender  
5 drops Nutmeg  
4 drops Oakmoss  
3 drops Thyme  
3 drops Violet  
4 drops Narcissus  
7 drops Jasmine  
9 drops Dragons Blood  
10 drops New Mown Hay  
5 drops Lemongrass  
16 drops Ylang Ylang  
4 drops Primrose  
Jasmine Flowers  
Garnet, Citrine, Carnelian

**True Love Incense**

1 part Cinnamon  
1 part Orris  
Few drops Patchouli Oil

*Burn for love.*

**Tropical Stroll Oil**

3 parts Sandalwood Oil  
3 parts Mango Oil  
2 parts Coconut Oil

2 parts Vanilla Oil

**True Love Oil**

Lily of the Valley (main)  
Rose (minor)  
Patchouli (minor)  
Cinnamon (trace)

*Used as a personal oil to attract and bind lasting love.*

**Turquoise**

*Blue-Green*

See Easy Life.

**Twisting Powder**

Sulfur  
Sugar  
Patchouli  
Cedar

*Sprinkle all around the door of someone’s house. Will reverse the effects of any crossing.*

**U**

**Uncrossing Bath**

1 tsp. White Clover  
1 tsp. Blue Vervain  
1 tsp. Broom Tops

*Place in a bottle with 1 quart water. Steep 3 days; strain. Add 10 drops Uncrossing Oil. Shake well. Add 1 tsp. of this and 1 tsp. Dragons Blood oil to your bath.*

**Uncrossing Bath Salts**

*Purple*

1 cup Sea Salt  
Few drops Wisteria Oil

**Uncrossing Incense (Malbrough)**

1/2 oz. powdered Frankincense  
1 oz. powdered Dragons Blood  
1 oz. powdered Sandalwood  
1/4 tsp. Saltpeter  
1 dram Gardenia Oil  
2 drams tincture of Benzoin

*A basic uncrossing incense. Some*

*practitioners recommend burning this incense near an open window for 9 consecutive nights.*

**Uncrossing Oil 1**

- 1 drop Cedarwood
- 2 drops Clove
- 3 drops Vetivert

*Optional: Roll in one or more of the following: Copal, Nettle, Angelica, Cinquefoil or Vervain to create an incense.*

**Uncrossing Oil (O'Hara) 2**

- Rose (main)
- Carnation (minor)
- Bay (trace)
- Clove(trace)

*A traditional blend intended to undo negative influences, to cleanse and protect.*

**Uncrossing Oil (Malbrough) 3**

- 2 parts Sandalwood
- 2 parts Patchouli Leaves
- 2 parts Myrrh
- 1 part Five Finger Grass

*Add 2 tbsp. of this to 2 oz. olive oil. Put a pinch of blessed salt and 8 drops household ammonia in each 1 oz. bottle of oil made. Shake well before use.*

**Uncrossing Oil (Tarotstar) 4**

*Violet*

- 4 oz. base Oil
- 2 drams Wisteria Oil
- 2 drams Lilac Oil
- 1 dram Verbena Oil
- 1 dram Rose Geranium Oil

*Keep an amethyst in the Master bottle.*

**Uncrossing Incense/Powder**

*Purple*

- Lavender
- Rose
- Bay
- Verbena

*This is a very powerful blend which will remove any hex or spell. Burn in a tightly*

*closed room for best results. No evil spell can withstand its vibrations.*

**Uncrossing Powder 2**

- 1 oz. powdered Sandalwood
- 1-1/4 tsp. powdered Five Finger Grass
- 1/2 dram Uncrossing oil
- 1/4 dram Frankincense oil
- 1/4 dram Myrrh oil
- 4 oz. Talc

**Uncrossing**

*Blue*

- 1 part Lemon
- 1/4 part Bay
- 1 part Rose
- 1 part Lily

*Place a palm cross or a piece of Vetivert root in the oil.*

**Uncrossing/Exorcism Incense**

- 1/2 oz. powdered Frankincense
- 1 oz. powdered Dragon's Blood
- 1 oz. powdered Sandalwood
- 1/4 tsp. Saltpeter
- 1 dram Gardenia Oil (or Jasmine Oil)
- 2 drams Tincture of Benzoin

*Some practitioners recommend burning this incense near an open window for 9 consecutive nights during the waning moon.*

**Universal Incense**

- 3 parts Frankincense
- 2 parts Benzoin
- 1 part Myrrh
- 1 part Sandalwood
- 1 part Rosemary

*Burn for all positive magickal purposes. If used for negative magickal goals, it will cancel out the spell or ritual.*

**Unfaithful Powder**

*Pink*

- Lilac
- Carnation
- Khus Khus

*Sprinkle on the body of anyone who is*

*unfaithful. This powder makes them toe the line and stop playing around. Also makes someone be unfaithful if they are presently staying at home and being good.*

**Unforgiving Powder**

*White*

- Salt
- Sugar
- Sage
- Rosemary

*Sprinkle on the head and shoulders of any person who has recently lost a close friend. This is said to force the other party to forgive and forget.*

**Untruthful Powder**

*Yellow*

- Mint
- Rose
- Nutmeg

*Rub on your hands and touch anyone you feel may be telling lies. They will be made to ask your forgiveness, and the tall tales will immediately stop.*

**Uranus Oil**

- Musk (main)
- Sandalwood (main)
- Rose (minor)

**V**

**Valerian Psychic Protection Incense**

- 1/2 part Elder
- 1 part Cinquefoil
- 1/2 part Bay Leaves
- 1/8 part Valerian (smells like dog dung)

**Van Van Incense**

- 1**
- Vanilla
- Khus Khus
- Almond
- Vetivert
- 2**
- 1 part Rose
- 1 part Vanilla
- 1 part Vetivert

- 3 parts Lemon

*Burn to purify a room where Voodoo rites are going to be held. Be silent while it burns.*

**Vassago Conjuraton (Incense of the Dead)**

- 3 parts Wormwood Herb
- 2 parts Church Incense
- 2 parts Gum Mastic
- 3 parts Dittany of Crete
- 1/2 part pure Olive Oil
- 1/2 part Red Wine
- 1/2 part Honey
- Few drops of your own blood

**Venus Incense 1**

*Pink or Red*

- Rose
- Orris
- Sandalwood
- Musk

**Venus Incense 2**

- Lavender
- Chamomile
- Cinnamon
- Rose Petals
- Musk
- Patchouli
- Orris

**Venus Incense 3**

- 3 parts Rose Petals
- 1 part Orris
- 1 part Orange Peel
- 2 parts White Sandalwood
- 2 parts Deer's Tongue
- 1 part Allspice
- 1 part Jasmine
- 1/2 part Sage
- 2 parts Basil
- few drops Civet
- few drops Ylang Ylang
- few drops Muguet
- 1 part Cinnamon

**Venus Incense 1 (Planetary)**

- 3 parts Wood Aloe
- 1 part red Rose petals
- 1 pinch crushed Red Coral (opt.)
- Few drops Olive Oil

Few drops Musk Oil  
Few drops Ambergris Oil

*Mix well & burn for Venusian influences, such as love, healing, partnerships & rituals involving women. Coral should be omitted.*

**Venus Incense 2**

1 part Violets  
1 part Rose petals  
1/2 part Olive Leaves

*Another like the above.*

**Venus Incense 3**

2 parts Sandalwood  
2 parts Benzoin  
1 part Rosebuds  
Few drops Patchouli Oil  
Few drops Rose Oil

*A third like the above.*

**Venus Oil**

Jasmine (main)  
Rose (minor)  
Ambergris (minor)  
Muguet (minor)  
Lavender (minor)  
Cinnamon (trace)

**Venus Oil**

*Pink, Red or Green*

4 parts Jasmine  
1 part Rose  
3 parts Ylang Ylang  
few drops Civet  
1 part Ambergris  
1 part Myrtle or 1 part Muguet

*An alluring magnet used to draw love toward you. Makes person irresistible to the opposite sex.*

**Venus Powder**

*Pink*

Rose oil  
Lavender  
Violet  
Musk  
Amber

*Sprinkle on the clothing and you will be irresistible to the opposite sex. Others will be forcibly drawn to you.*

**Versatile Powder**

Rum  
Peach Blossom  
Lilac  
Cinnamon

*Rub on your hands and sprinkle on the clothing. Induces you to be much more adaptable to changes in life. Increases the potential for success in all areas. Inspires quick and creative thinking.*

**Vesta Powder**

*White*

Rose  
Lily  
Lavender  
Peppermint

*Draws the forces of good to your Voodoo services. Drives out evil spirits.*

*Sprinkle on the altar to purify it before and after a ritual.*

**Vesta Aru**

Same as Vesta powder

**Vestar Powder**

Same as Vesta Powder

**Violet Extract Perfume**

2 oz. Cassia Essence (or 60 drops fragrance oil)  
1 oz. Rose Essence (or 30 drops fragrance oil)  
1 oz. Tuberose Essence (or 30 drops fragrance oil)  
1 oz. Orris Root Tincture (or 16 drops fragrance oil)  
1 oz. Ambergris Tincture (or 16 drops fragrance oil)  
1/2 oz. Musk Tincture (or 8 drops fragrance oil)  
20 drops Bitter Almond Extract (or 1 or 2 drops oil)

**Violet Water 1**

30 drops Rose Oil  
 1 cup Alcohol  
 1/4 cup Violet Extract (or use 60 drops  
 fragrance oil)  
 1 tsp. Cassia Extract (or use 3-4 drops  
 fragrance oil)  
 2 tbsp. Orris Extract (or use 10-12 drops  
 fragrance oil)  
 2 cups distilled Water

**Violet Water 2**

64 oz. tincture of Orris Root  
 16 oz. tincture of Vanilla  
 1/2 oz. oil of Sandalwood  
 1 oz. oil of Bergamot  
 1/2 oz. oil of Rose Geranium  
 80 oz. spirit 96 oz. Rose Water

*Dissolve the oils in the spirit. Add tinctures  
 and set aside 3 days. Add water slowly,  
 stirring well. Set aside 2 weeks before  
 filtering and bottle.*

**Violet Water Cologne**

4 drams oil of Sandalwood  
 4 drams oil of Bergamot  
 2 drams oil of Rose Geranium  
 1 dram oil of Neroli (orange flowers)  
 15 drops oil of Bitter Almond  
 1 grain Musk (sub. 4-5 drops fragrance oil)  
 4 drams tincture of Benzoin  
 2 oz. powdered Orris Root  
 3 pints distilled Water  
 5 pints Alcohol

*Macerate 30 days; filter and bottle.*

**Virgo Incense**

1 part Mace  
 1 part Cypress  
 Few drops Patchouli Oil

*Use as a personal altar or household  
 incense to increase your powers.*

**Virgo**

Lavender  
 Wintergreen  
 Rose  
 Orris

**Virility Incense**

1/2 part Holly  
 1/4 part Patchouli  
 1/2 part Savory  
 1/2 part Mandrake  
 Few drops Civit Oil  
 1/14 part Dragons Blood Resin  
 1/2 part Oak  
 1/4 part Musk Root  
 Few drops Musk Oil

**Vision Incense 1**

3 parts Cinquefoil  
 3 parts Chicory Root  
 1 part Clove

**Vision Incense 2**

3 parts Frankincense  
 1 part Bay  
 1/2 part Damiana

*Burn small amounts prior to psychic  
 workings.*

**Vision Incense 3 (Caution)**

1 part Calamus  
 1 part Fennel Root  
 1 part Pomegranate skin  
 1 part Red Sandalwood  
 1 part Black Poppy Seed  
 1/2 part Henbane\*

*Another like the above but not  
 recommended.*

**Visionary Dreams Oil**

5 drops Patchouli  
 4 drops Lavender  
 4 drops Ylang Ylang

**Voodoo Love Punch**

4 oz. Dark Rum  
 4 oz. Orange Juice  
 2 oz. Red Wine

*Serve in tall glass with a slice of orange  
 and a cherry*

**Voodoo Sex Coffee**

1 large cup Dark Roast Louisiana Coffee &  
 Chicory  
 Add 1 oz. boiled Milk & 1/2 Teaspoon

Cinnamon

After pouring coffee, milk and cinnamon into a cup, add 1 oz. Dark Rum

*Sprinkle Cinnamon on top of coffee and serve*

**Voodoo Love Potion Cocktail**

1 oz. Vodka  
1 oz. Crème de Cacao  
1 oz. Gin  
1 oz. Dark Rum

*Pour over ice with several fresh mint leaves in a Tall Glass. Burn a pink and red candle anointed with mint oil.*

**Voodoo Love Secret**

1/2 oz. Bacardi's 151 Rum  
1/2 oz. Dark Rum  
1 oz. Cognac  
1 oz. Lemon Juice  
1 oz. Orange Juice

*Serve over ice in a tall glass*

**Voodoo Night Perfume Oil**

Myrrh  
Patchouli  
Vetivert  
Lime  
Vanilla

*A powerful oil designed to draw others to you. Makes them unable to resist.*

**Voodoo Powder**

*Brown*

Myrrh  
Grave Dirt  
Patchouli  
Mullein  
Vetivert  
Pine  
Clove  
Lime

*Sprinkle in all corners, on doors, and windows and burn a little with incense. Use prior to conducting a ritual of any type. Especially good when sacrifices are being offered. Appeases the restless spirits.*

**Voodoo Fried Eggplant (To Attract a New Love)**

1 Eggplant  
1 Egg, beaten  
1 tsp. Cinnamon  
Bottle of Peanut Oil  
1 cup Flour with 1/2 cup Finely Chopped Pecans  
Salt & Pepper to taste  
Bread Crumbs with Cooked Oats  
1 tsp. Garlic Powder  
1/2 tsp. powdered Couch Grass

*Peel and cut Eggplant in 1-inch strips. Powder them in flour mixed with garlic powder and couch grass. Pass them through egg and then shake the strips in breadcrumbs, oats and chopped pecans. Deep fry in Peanut Oil at 375 degrees, turning often until golden brown. Salt and pepper to taste. Dine by the light of 2 pink candles.*

**W**

**War Powder**

*Red*

Chili Powder  
Mustard Powder  
Iron Filings  
Patchouli  
Musk Root

*Sprinkle on your body and around the room before leaving. Overcomes feelings of animosity in others. Assists in defeating the enemy.*

**War Water**

*Red*

Florida water  
Red pepper  
Black pepper

**Water Incense (Elemental)**

2 parts Benzoin  
1 part Myrrh  
1 part Sandalwood  
Few drops Lotus Bouquet  
Few drops Ambergris Oil

*Burn to attract the influences of this element, as well as to develop psychism, to*



*promote love, fertility, beauty and so on.*

**Water of Notre Dame**

Violet Water  
Rosewater  
Orange water  
Holy Water

*Causes calm and peace by attracting the help of beneficial spirits. Mix oil with water and spray about the dwelling.*

**Wealth Oil**

4 drops Tonka  
1 drop Vetivert

*Dab on and wear to attract wealth in all forms. Also, this blend can be used to anoint candles and burn while visualizing.*

**Wealth Incense 1**

1 part Nutmeg  
1 part Pepperwort  
1 pinch Saffron

*Burn to attract Wealth.*

**Wealth Incense 2**

2 parts Pine Needles or Resin  
1 part Cinnamon  
1 part Galangal  
Few drops Patchouli Oil

*Another like the above.*

**Wealth Incense 3**

2 parts Frankincense  
1 part Cinnamon  
1 part Nutmeg  
1/2 part Clove  
1/2 part Ginger  
1/2 part Mace

*A third like the above.*

**Wealth Sachet**

2 parts Cinnamon  
2 parts Lemon Balm  
1 part Cinquefoil  
1 part Clove  
1 whole Vanilla Bean  
1 whole Tonka Bean

*Crush the vanilla bean and mix all together. Empower the ingredients with positive thoughts of wealth in all forms. Tie up in a purple or green cloth. Carry to increase riches and to attract a positive cash flow.*

**Wealth Wreath**

3 drops Patchouli  
5 drops Gardenia  
2 drops Cinnamon

*Use to aid you in prosperity spells. When mixing these oils, focus on confidence and success.*

**Wear Away Powder**

Black pepper  
Orris  
Castor Bean

*Use to place a mild crossing on someone you wish to teach a lesson. Will unnerve them in a time of stress. Causes only temporary mental anxiety.*

**Weed of Misfortune**

Jimson  
Patchouli

**White Light Delight**

1 tbsp. Rosemary  
1 tbsp. Ginger  
Dry peel of one Lemon  
Dry petals of 2 White Roses  
1 tsp. Vanilla Extract  
1 tsp. Almond Extract  
1 tsp. Coconut Extract  
7 crushed Bay Leaves

*Use when invoking the white light of protection.*

**Winner's Circle Perfume Oil**

White Sandalwood  
Orris  
Allspice  
Deer's Tongue  
Musk

*A wonderful oil for gambling luck. Draws financial gain to the user.*

**Winter Passion Drink**

6 fresh Mint leaves  
 1/2 cup of Rose Petals  
 1 tbsp. each of Clove, Nutmeg  
 1/3 cup of Bay leaves  
 Pinch of Coriander  
 1/2 cup of Lemon and Orange Peel  
 4 cups of filtered water  
 1 bottle of Red Wine

*Mix ingredients together. Bring to the boil and simmer for 15 minutes. Serve warm.*

**Winter Solstice Incense**

Pine Needles  
 Frankincense  
 Applewood pieces  
 Cinnamon  
 Myrrh

**Winter Sun Ray**

4 parts White Pine  
 2 Frankincense  
 1 Myrrh

*I created this one for Yule, and wear it on and off all winter, to remind me of the return of the sun.*

**Wise Woman 1**

Lavender  
 Mandarin  
 Lemongrass  
 Bergamot

*A blend for menopause relief. Use for mood swings and stress relief; calming, balancing and uplifting.*

**Wise Woman 2**

Basil  
 Lime  
 Coriander  
 Spearmint

*A menopause relief blend. Use for mental clarity, fatigue relief and energizing.*

**Wishbone Powder**

White Sandalwood  
 Orris  
 Allspice

Deer's Tongue  
 Musk

*Potent in helping dreams and wishes to come true. Anoint yourself before sleeping or meditating, or in services that are aimed at luck and psychic goals.*

**Wisteria Incense**

Purple

**Wisteria**

Purple

Wisteria

*Always burn when good luck is needed. A strong force when burned at midnight.*

**Wisteria Perfume Oil**

Same as Wisteria Incense.

*Attracts all good spirits to a Voodoo ceremony. Rub on heads and sprinkle around floor.*

**Witches Bottle Home Protection Incense**

1/2 part Frankincense  
 3/4 part Sage  
 1/2 part Basil  
 1/2 part Mistletoe  
 1/4 part Garlic (dried and ground)  
 3/4 part Rosemary  
 1/4 part Rue  
 1 part Sandalwood  
 1/2 part Myrrh  
 1/2 part Orris Root  
 1/2 part Yarrow

**Witches Obsession**

4 drops of Musk Oil  
 1 drop of Cassia Oil  
 1 drop of Myrrh Oil  
 2 drops of Sandalwood Oil

*Use to aid you in love spells for women. When mixing these oils, focus on confidence, success, romance, and your heart feeling full.*

**Witch's Sight Incense**

Gum Mastic  
 Juniper

Patchouli  
Sandalwood  
Cinnamon  
Few drops Musk Oil  
Few drops Ambergris Oil

*For Tarot readings, crystal ball readings, meditating.*

**Wolf's Blood**

Same as Wolf's Heart

**Wolf's Eye Incense**

Same as Wolf's Heart

**Wolf's Heart Incense**

*Red*

Dragon's blood  
Poke root  
Myrrh  
Bitter Aloes

*Burn to give courage when under great pressure. Helps overcome all fear of death. A good formula for those in business or the arts looking for strength to push their careers further.*

**Wood Song**

Violet  
Honeysuckle  
Mint

**Wormwood Powder**

Absinthe  
Yerba Mate

*A powerful hexing agent Sprinkle on the yard and on the front door.*

**XYZ**

**X-Hex**

2 parts Sandalwood  
2 parts Patchouli  
2 parts Myrrh  
1 part Cinquefoil  
2 oz. Olive (or other vegetable) Oil  
1 pinch of Salt  
16 drops of Ammonia

*Combine dry ingredients and grind to a*

*fine powder, Mix all of them together thoroughly. Add two tbsps. of powder to the oil and mix.*

*Add salt and blend.*

*Add ammonia and shake well.*

*Divide contents into 1 oz. dark bottles for storing. Use remaining herb mix as incense in combination with oil if you desire.*

**Ya Ya Powder**

*Red*

Khus Khus  
Cinnamon  
Asafetida  
Sage  
Rose

*Increases sexual potency. said to make a woman more fertile. Excellent to assist in making a woman become pregnant. Also protects against miscarriages.*

**Yaka Powder**

Arrowroot  
Low John Powder

*Use only as a crossing agent. Quite a powerful spell maker. Sprinkle liberally around the ritual area to cast all type of crossings.*

**Yo Yo Powder**

*Red*

Orris  
Vetivert  
Angelica

*A powerful "repelling" powder which is designed for use only against females. Said to return her unwanted amorous advances to her and get her to leave you alone. The effect of a curse will be reversed if utilized on a male.*

**Yula Perfume Oil**

*Black*

Melon

Rose  
Lavender  
Wisteria

*Never use except when the death of an enemy is desired. Will reverse its mighty power if used for any other reason.*

**Yule Incense**

2 parts Frankincense  
2 parts Pine Needles or Resin  
1 part Cedar  
1 part Juniper Berries

*Mix & smolder at Wiccan rites on Yule or during the winter months.*

**Yule Oil**

5 drams Almond Oil  
1 dram Pine Oil  
Handful Cloves  
Applewood pieces  
1 dram Fir Oil  
1 Cinnamon Stick  
1 drop Musk Oil

**Yuza Yuza Oil**

*Black*

Myrrh  
Cypress

*A dreaded mystical oil blend used for calling the spirits of the dead. Very dangerous. Never use in jest. Also for casting hexes.*

**Zawba Powder**

*Brown*

Vanilla powder  
Thyme  
Wintergreen  
Almond

*A special blend which is used to create dissension between lovers and very close friends. Sprinkle on those individuals you wish to cast a spell upon. This is a black magick blend.*

**Zombi**

Low John  
Yerba Buena

Nutmeg  
Sage

*Special powder/incense only to be used in casting hexes.*

**Zonka Powder**

Patchouli  
Lavender  
Lemon  
Verbena  
Salt  
Peppermint

*A special Haitian mixture designed to break evil spells. Use only during the full moon. Must be rubbed on the body while out of doors.*

**Zorba Perfume Oil**

*Purple*

Mastic  
Frankincense  
Cinnamon  
Lavender  
Bay

*Helps to bring forth psychic power. Wonderful for clairvoyance. Anoint forehead while in ritual. Use in your bath before retiring to secure prophetic dreams.*

***Incense and Oil Uses***

**Amber**

*Love, comfort, happiness, and healing*

Amber oil is created from lesser quality amber, which is fossilized pine resin millions of years old. True amber oil is extremely rare. Most amber oil is formulated from ambergris.

**Ambergris**

Psychic powers, dreams, aphrodisiac. Ambergris is a product of sperm whales, and was used widely for magick in the past. It is not very common presently due to increased ecological considerations-whales are an endangered species, and fortunately society no longer approves of the killing of animals for products such as oil. Most of the ambergris oil on the market today is artificial.

For a close substitute, mix cypress oil with a few drops of Patchouli oil.

**Angelica**

Protects from evil, helps fight depression, harmonizing & integrating the various aspects of your being, facilitates insight and understanding of self, promotes stability, enhances meditation.

Physical Ailments - Aids detoxification of the body, especially the blood and lymphatic system. Relaxes nerves. Eases headache. Stimulates the glandular system. Helps rebuild physical strength and vitality. Digestive stimulant. NOTE: Increases photosensitivity of the skin; do not apply before exposure to direct sunlight.

**Anise**

Emotional balance

**Apple Blossom**

Happiness, love, friendship

**Basil**

Concentration, assertiveness, decisiveness, trust, integrity, enthusiasm, mental clarity, cheerfulness, boosts confidence & courage.

Basil has a light, fresh, sweet, and spicy scent with balsamic undertones. There are many chemotypes. The methyl chavicol type has a harsher odor and different constituents. The Linalol type (French) is much preferred for aromatherapy use. Blends well with Bergamot, Clary Sage, Lime, Citronella, Geranium, and Hyssop.

Physical Ailments - insect bites, muscular aches, bronchitis, coughs, earaches, sinus, nausea, colds, fevers, flu, insomnia, migraine, fibromyalgia.

Also beneficial for headaches, migraines, and head colds. Helps lift depression. Aids digestive problems. It is anti-spasmodic, restorative (for nerves and adrenal cortex), intestinal antiseptic.

NOTE: Should not be used during pregnancy.

**Bayberry**

Protection, wishes, prosperity, happiness, control

**Benzoin**

Astral projection; purification; clearing negative energy; emotional balancing; eases sadness, depression, weariness, grief, anger, & anxiety.

Physical Ailments - aids circulation; has

antiseptic properties; beneficial for treating urinary tract infections, bronchitis laryngitis, sore throat; excellent skin rejuvenator, esp for use on dry, cracked, or chapped skin.

**Bergamot**

Money-attraction, prosperity, uplifting of spirits, joy, protection, concentration, alertness, confidence, balance, strength, courage, motivation, assertiveness

Bergamot is extracted from the cold pressure of the rind of the nearly ripe fruit. Fresh, sweet-fruity, slightly balsamic undertone. Blends well with any oil, especially Jasmine, Cypress, Geranium, Lemon, Chamomile, Juniper, Coriander, and Violet. Used extensively in the fragrance industry – a classic ingredient of colognes.

Physical Ailments - Antiseptic properties; excellent for treating skin problems such as acne, boils, cold sores, eczema, wounds. Boosts the immune system and helps treat sore throat, cystitis, colds, fever, flu, ulcers, candida. Balances the nervous system, easing tension, anxiety, worry, grief, & depression.

Antispasmodic for colics/intestinal infections. Helps regulate the menstrual cycle and relieve PMS; eases symptoms of menopause. Helps regulate the appetite and acts as a stimulant in digestive problems. Aids sleep. Insect repellent, analgesic, antidepressant.

NOTE: Increases photosensitivity of the skin; do not apply before exposure to direct sunlight.

**Cardamom (aka Cardamon) (ellettaria cardamomum)**

Mental clarity, concentration, confidence, courage, enthusiasm, motivation, direction, and purpose.

Cardamom is distilled from the dried ripe fruit (seeds). It has a sweet-spicy, warming fragrance with a woody-balsamic undertone. Blends well with Rose, Orange, Bergamot, Cinnamon, Clove, Caraway, Ylang Ylang, Cedar, and Neroli. Used to flavor pharmaceuticals, extensively as a fragrance in soaps and perfumes. Flavor ingredient in curry and spice products.

Physical Ailments - Antiseptic, antispasmodic, carminative, stimulant, tonic. Helpful for treating anorexia, cramps, indigestion, heartburn, vomiting, nervous strain.

**Carnation**

Protection, strength, healing, love, lust

**Cedarwood**

Healing, purification, unhexing, protection, money-attraction, balancing, grounding, enhances the connection to Spirit, aiding clarity, insight, wisdom, and good judgement.

Physical Ailments - Relaxes the mind, eases nervous tension and anxiety, calms aggression. A tonic for the kidneys, glandular, nervous, and respiratory systems. Used as a chest rub, eases coughs and bronchitis. Beneficial for oily skin and acne. Stimulates hair growth and strengthens the hair shaft.

Excellent insect repellent.

**NOTE:** Should not be used during pregnancy.

**Chamomile (Roman)**

Harmonizing, peaceful, soothing, calming, spiritual, promotes inner peace when feeling overwhelmed.

Physical Ailments - Eases depression, stress, anger, irritability, hypersensitivity. Helps regulate the menstrual cycle and ease menstrual pain. Immune system stimulant. Excellent for the kidneys and liver (eases congestion of liver and spleen). Lowers blood pressure. Assists detoxification of the body. Aids digestion. Induces restful sleep. Soothes sensitive, inflamed, or irritated skin. Aids healing of burns and wounds. A soothing massage for painful muscles and joints. Excellent for sprains (apply a few drops to affected area).

**Chamomile (German)**

Has a distinctive deep blue color. Offers the same qualities as Roman Chamomile, with an additional influence upon the throat and brow chakras. Enhances insight, intuition, creativity, and communication.

**Cinnamon**

Purification, stimulation, wealth and prosperity, business success, strength, practicality, lust, astral projection, healing.

Cinnamon (*cinnamomum zeylanicum*) is distilled from either the dried inner bark or the leaves and twigs. These are different oils with different constituents. Both are used for their fragrance and therapeutic action in cough syrups and dental preparations, food flavoring and soft drinks.

The leaf oil (Eugenol 80%) is used in soap, cosmetics, perfumes. Both blend well with Ylang

Ylang, Orange, Mandarin, Benzoin, Peru Balsam, and Clove.

Bark oil (Cinnamaldehyde 40-50%) is considered "hazardous" and should never be used in aromatherapy without considerable dilution (to 1% or less) and even then with caution.

Leaf oil should be used only in dilution and in moderation. There is a related oil from *C. cassia* which is extremely dermal toxic.

Physical Ailments - Lice, tooth and gum care, poor circulation, intestinal problems, chills, colds, flu, infections.

**Citronella**

Cleansing, warding off (especially mosquitos!!!), healing, unhexing, exorcism

**NOTE:** Should not be used indoors.

**Clary Sage (Salvia Sclerea)**

Powerfully euphoric and antidepressant, brings tranquility and balance to the mind and emotions, calms anxiety, panic, and paranoia, stress relief, grounding, soothing, confidence, promotes deep sleep and vivid dreams. Clary Sage is distilled from the flowering tops and leaves. It has a sweet, nutty, herbaceous scent.

Blends well with Juniper, Cardamon, Geranium, Coriander, Lavender, Sandalwood, Cedar, Pine, Jasmine, Frankincense, Cypress, Bergamot, and other citrus oils. Used in soaps, detergents and perfumes. Closely related to garden Sage, but does not contain any toxic compounds.

Physical Ailments - Antidepressant, antiseptic, astringent, deodorant, digestive, nervine, sedative, tonic. A relaxing aphrodisiac, helping to ease impotence and frigidity. Helps regulate menstrual cycle and relieve cramps and PMS. Strengthens kidneys. Relaxes aching muscles. Stimulates the scalp and promotes hair growth. Excellent for skin care (oily skin, acne), throat infections.

**NOTE:** Should not be used during pregnancy. It can also be mildly intoxicating and thus should not be used around children.

**Clove (Eugenia Caryophyllata)**

*Pain relief, intellectual stimulation, business success, wealth and prosperity, divination, exorcism, protection, eases fears and feelings of worthlessness, psychic awareness, improves memory and focus*

Clove is distilled from the flower buds, or

leaves. The most therapeutic is from the buds. The fragrance is fiery, warm, spicy and strong.

Blends with Sage, Cypress, Cistus, Savory, Ravensara, Rosemary, Citrus, other spices and woods. Has a remarkable synergy with Cinnamon. Take care when combining with the more fragile essences of Helichrysum, Roman Chamomile, and Marjoram as it tends to overpower other scents in blends.

Physical Ailments - antiseptic, antibacterial, antifungal, anti-inflammatory, anti-tumoral, anti-viral, immune stimulant, topical anesthetic, stimulates digestion of heavy food.

Tropical diseases, drowsiness, arthritis, bronchitis, dental infection, toothaches, headaches, wound infection, impotence, memory deficiency, nausea, pain, parasites, insect repellent.

The suggested dilution is to 1% for most uses.

**Copal**

Love, purification, uplifting spirits, protection, exorcism, promoting spirituality

**Cypress (*Cupressus Sempervirens*)**

Strength, comfort, healing, eases anxiety and stress, encourages self-assurance and confidence, assertive, balancing, enhances physical vitality, willpower, aids concentration.

Cypress is distilled from the needles and twigs. It has a smoky, sweet-balsam tenacious odor. Blends well with Cedar, Pine, Lavender, Mandarin, Clary Sage, Lemon, Cardamon, Chamomile, Ambrette, Benzoin, Bergamot, Orange, Marjoram, and Sandalwood.

Physical Ailments - Anti-infective, anti-mucus, antibacterial, astringent, antispasmodic. Balances nervous system. Helps regulate menstrual cycle and ease menstrual pain. Helpful for asthma, bronchitis, and coughs. Used with massage, aids circulation, lymphatic drainage, cellulite, and fluid retention. Astringent and antiseptic for oily skin and acne. A natural deodorant and excellent foot bath. Insect repellent.

**Dittany of Crete**

Astral projection

**Dragon's Blood**

Extremely useful in adding power to any other oil, increases potency of spells and rituals, protection, courage, hex-breaking, exorcism, magickal power, love.

**Eucalyptus**

Healing, purification, protection...open up a vial of eucalyptus oil and breathe vapor or use a few drops in steam inhalation to help ease congestion.

**Frankincense**

Spirituality, astral strength, protection, consecration, courage, exorcism.

**Gardenia**

Peace, love, healing

**Ginger**

Wealth & riches, invigorating, lust, love, magickal power

**Hibiscus**

Divination, love, lust

**Honeysuckle**

Money, psychic powers, happiness, friendship, healing

**Hyacinth**

Happiness, protection

**Jasmine**

Love, money, dreams, fantasy, purification, wisdom, skills, astral projection

**Juniper**

Calming, protection, healing, exorcism. Mixed with grapefruit oil and rubbed on the body, it is said to help with cellulite.

**Lavender**

Cleansing, healing, love, happiness...  
One of the few oils that can be used undiluted (called "neat") on the body.

**Lemon**

Healing, love, purification.  
Mix a few drops with water to use in house-cleaning ... smells great!

**Lemongrass**

Psychic powers, mental clarity

**Lilac**

Soothing, warding off, exorcism.

**Lotus**

Opening, elevating mood, protection, spirituality, healing, meditation. A recipe for Lotus Bouquet: Mix equal parts of Rose, Jasmine, and Musk, then add some Ylang-Ylang to equal about 10% of the entire solution ... smells wonderful!

**Magnolia**

Nature, trees, hair growth. A recipe for Magnolia Bouquet: Mix 2 parts Sandalwood with about 1 part Jasmine and about 1 part Rose, add some Neroli oil to equal about 5-10% of the entire solution.

**Musk**

Aphrodisiac, prosperity, inner truth, courage, purification.

**Myrrh**

Spirituality, hex-breaking, meditation, healing, consecration, exorcism.

**Neroli**

Confidence, insomnia.

**New Mown Hay**

Used for new beginnings, gaining a fresh perspective on problems, or to break negative habits and thought patterns. There are several brands on the market; to make your own version, mix the following oils: Woodruff, Tonka, Lavender, Bergamot, and Oakmoss.

**Oakmoss**

Money-drawing.

To make your own oakmoss bouquet: combine Vetivert and Cinnamon oils.

**Orange**

Divination, love, luck, money-attraction, psychic powers.

**Patchouli**

Growth, love, mastery, warm & sensual.

**Pennyroyal**

Purifying

**Peppermint**

Energy, mental stimulant, exorcism, healing

**Pine**

Grounding, strength, cleansing, exorcism, healing.

**Rose**

Love, house-blessing, fertility, healing

**Rose Geranium**

Courage & protection.

**Rosemary**

Remembrance, energy, exorcism, healing.

**Sage**

Wisdom, clarity, purification, exorcism.

**Sandalwood**

This has a rich and mysterious scent and is just about the most popular oil. I use it as a general, all-purpose anointing oil. Its magickal attributes include spirituality, healing, protection, astral projection, exorcism. Cedar may be used as a substitute.

**Strawberry**

Love, luck.

**Sweet Pea**

Although no genuine sweet pea oil exists, you can create your own by combining Neroli, Ylang-Ylang, Jasmine, and Benzoin. Used for friendship, love, courage.

**Tonka**

Used for love and attracting money. Mix Benzoin oil with a few drops of Vanilla extract to make a great substitute.

**Tuberose**

For love attraction... Very expensive, if you can ever find it! A substitute would contain Ylang-Ylang, Rose, and Jasmine Oils, with just a touch of Neroli added.

**Vanilla**

Lust, mental powers.

**Vetivert**

Unhexing, money, peace, love, exorcism.



**Violet**

Wisdom, luck, love, protection, healing.

**Yarrow**

Courage, exorcism, psychic.

**Ylang-Ylang**

Distilled from a flower that grows in the Philippines. Use for love, harmony, and euphoria.

***Essential Oil Properties***

**Oil of Amyris**

*Amyris balsamifera / West Indies*

So called West Indies Sandalwood Oil. Not as nice as Mysore Sandalwood Oil. It is from a different botanical source but employed as a replacement for the Mysore in blending.

**Oil of Angelica Root & Seed**

*Archangelica officinalis / France*

Both the root and the seed of Angelica are used as a flavoring and as a gelica seed is sweeter than the root.

**Oil of Anise**

*Pimpinella anisum / Spain (USP)*

Warm, pleasant and sweet. Traditional flavoring material. Thought by some to be an aphrodisiac. Digestive aid, heart stimulant. Attracts fish.

**Arnica Oil**

*Arnica montana / France*

An infused oil, rub for bruises, sprains and aching muscles.

**Atlas Cedarwood**

*Cedrus atlantica / Morocco Wildcrafted.*

Described as a healing and regenerative oil. It is recommended for the lymph system and cellulite. Effective for oily skin and scalp. Not to be used during pregnancy.

**Balsam Peru (Genuine)**

*Myroxylon pereirae / South America*

Warm vanilla-like fragrance. Very thick, dark brown and slow pouring. At one time, Balsam Peru was used to combat scabies. Excellent fixative for perfumes. Must be diluted. Soluble in alcohol and blends well with most Essential Oils.

**Oil of Balsam Peru**

*Myroxylon pereirae / Central & South America*

Similar qualities in fragrance and use to the Genuine. Perhaps easier to work with. Less effective as a fixative.

**Oil of Basil (Sweet)**

*Ocimum basilicum / Commores*

A welcome addition to some perfumes, even more welcome in sauces of all types. Fantastically fragrant, and is said to aid digestion.

**Oil of Bay**

*Pimento racemosa / West Indies*

Said to repel insects. Used to flavor foods and alcoholic beverages. Good addition to spice type colognes and perfumes. Soothes itching.

**Benzoin Resinoid**

*Styrax tonkinensis / Sumatra*

Distilled from Gum Benzoin. Extremely thick and gooeey. Use to replace tincture of benzoin. Excellent fixative for perfumery and potpourris.

**Oil of Bergamot**

*Citrus bergamia / Italy*

In very low concentrations, this oil is thought to be soothing to skin irritations. Traditional citrus top note in European perfumes and colognes. A flavoring in Earl Grey tea.

**Oil of Birch (Sweet)**

*Betula lenta / USA*

Distilled from the Sweet or Black Birch tree. As with oil of wintergreen it is rich in Methyl salicylate. At one time it was used in making

“Birch Beer”. Works great for muscle rubs, in soaps and candles. It is also said to repel insects.

**Oil of Black Pepper**

*Piper nigrum / Madagascar*

Wonderful addition to men’s fragrances. Also used to replace ground pepper by large food manufacturers. Energizing.

**Oil of Calendula**

*Calendula officinalis / USA*

An infused oil, useful for healing, scarring, bruising, diaper rash.

**Oil of Cajeput**

*Melaleuca leucadendron (Native Tea Tree) / Asia*

Also known as Tea Tree Oil. Used in liniments, decongestant aids, and insect repellent. Powerful germicide.

**Oil of Camphor**

*Cinnamomum camphora / Japan*

An addition to many fragrant medicines and perfumes. Anti-inflammatory and soothing to the skin. Repels insects, effective for bruises.

**Camphor Gum Crystals**

*China*

Can be added to vegetable oil for making camphorated oils for aches, sprains and sore, tired muscles.

**Oil of Caraway Seed**

*Carum carvi / USA*

Digestive aid, mouth watering, the fragrance of a good rye bread.

**Oil of Cardamom**

*Elettaria cardamom / South & Central America*

Wonderful warm fragrance, great for blending in perfumes and as a culinary flavor. Appetite stimulant, aphrodisiac.

**Oil of Carrot Seed**

*Daucus carota / France*

Steam distilled from the seed. Strong earthy fragrance. Contains carotene, effective for skin irritation. Said to reduce wrinkles.

**Oil of Cedarwood**

*Juniperus virginiana / (Virginia) USA*

Drying when applied to acne eruptions. Pleasant fragrance, blends well and serves as a good fixative in perfumes. Known to repel moths and other insects.

**Oil of Celery Seed**

*Apium graveolens / USA*

Culinary uses. Traditionally used as a kidney tonic and for fluid retention.

**Oil of Cilantro**

*Coriandrum sativum / USA*

Distilled from the leaves of Coriander. Used primarily as a flavoring for Mexican foods. A digestive stimulant, helps flatulence. Effective for oily skin.

**Oil of Chamomile Blue**

*Matricaria chamomilla / France*

Also known as German chamomile, contains azulene which gives it the blue color. Anti-inflammatory.

**Oil of Chamomile Morocco**

*Ormenis mixta / Morocco*

Soothes sore muscles. Pleasant in the bath. Said to lighten the hair when added to shampoos and rinses. Relaxing to the body, mind and spirit.

**Oil of Chamomile Romaine**

*Anthemis nobilis / USA*

Also known as Roman chamomile. Sweet, fragrant chamomile, lightens hair, relaxant, calming, soothing, muscle rub.

**Oil of Cinnamon Bark**

*True Cinnamomum zeylanicum / Ceylon*

Used for blending expensive perfumes. Antiseptic and circulatory stimulant.

**Oil of Cinnamon (Cassia)**

*Cinnamomum cassia / China*

Hot, sweet, exotic. An excellent flavoring. Wonderful in oriental type perfumes. Used in dental preparations, and for making cinnamon tooth picks. Used for oily skin and scalp.

**Oil of Cinnamon Leaf**

*Cinnamomum zeylanicum / Ceylon*

Not as sweet as Oil Cinnamon Bark, or Cassia. Flavor is slightly bitter and reminiscent of Oil Clove Bud. Perfect for making soaps, candles, incense and for scenting potpourris. Vermifuge-expels worms.

**Oil of Cedarwood**

*Juniperus virginiana / (Virginia) USA*

Drying when applied to acne eruptions. Pleasant fragrance, blends well and serves as a good fixative in perfumes. Known to repel moths and other insects.

**Oil of Cedarwood Himalayan**

*Cedrus deodora / India*

Depdpr Cedar is a true cedar. Imparts strong pleasant woody notes.

**Oil of Celery Seed**

*Apium graveolens / USA*

Traditionally used as a kidney tonic and for fluid retention. Check with your health practioner for proper usage. Used as a flavoring and in perfumery.

**Oil of Cilantro**

*Coriandrum sativum / New Zealand*

Organic Distilled from the Coriander herb. Used primarily as a flavoring in Mexican cooking. A digestive stimulant, helps eliminate flatulence. Used in preparations for oily skin.

**Oil of Citronella**

*Cymbopogon nardus / Ceylon, Java, India, China*

A traditional soap scent. Sometimes used in perfumes. Most well known for its ability to repel mosquitoes.

**Civet Artificial Synthetic**

Civet is an indispensible ingredient in perfumery. Natural Civet is an animal product. Although we do not condone the use of animal products in perfumery, we do recognize the importance of this ingredient. In an olfactory sense, Civet Artificial is aroma-identical to the natural material and easier and kinder to use.

**Oil of Clary Sage**

*Salvia scalaria / USA*

Soothing, relaxing and pleasant addition to perfumes. A massage with some Oil Clary mixed into your massage oil is said to impart a feeling of euphoria.

**Oil of Clove Bud**

*Eugenia caryophyllatta / Madagascar*

Traditional toothache application. Sweeter then Oil Clove Leaf. Used as a flavoring and in perfumery. Keeps moths out of the closet. Great in soaps and potpourris.

**Oil of Clove Leaf**

*Eugenia caryophyllatta / Madagascar*

Used in candles, soaps and potpourris. Replaces the higher priced Oil Clove Bud in these applications. Not for internal use.

**Oil of Coriander**

*Coriandrum sativum / USA*

Canada Distilled from Coriander seed. Used as a flavoring. Stimulating. Digestive aid. Helps eliminate flatulence.

**Oil of Cypress**

*Cupressus semervirens / Southern Europe*

Good addition for perfumes and muscle rubs. Stimulates circulation

**Oil of Dillweed**

*Anethum graveolens / USA*

Used as a flavoring and digestive aid. Very strong, must be diluted.

**Oil of Elemi**

*Canarium luzonicum / Phillipines*

Fresh, spicy woody note. Used extensively in soapmaking. An expectorant, antiseptic and is used as a base note in perfumes.

**Oil of Erigeron**

*Erigeron canadensis / USA*

The common name for the herb from which this oil is distilled is "Fleabane." need we say more.

**Oil of Eucalyptus 80/85**

*Eucalyptus globulous / China*

High natural eucalyptol content. Used commercially in muscle rubs and decongestion aids. Repels insect pests. Antiseptic. Good solvent for removing adhesives

**Oil of Eucalyptus Citriodora**

*Eucalyptus citriodora / India*

A "citrusy" eucalyptus oil used in perfumes and soaps.

**Oil of Fennel (Sweet)**

*Foeniculum vulgare / USA*

Can be used in a poultice for bruising, or in a compress for sore eyes. Used in some insect repellent blends. Good flavoring.

**Oil of Fir Needle Canada**

*Abies balsamea / Canada, USA*

Traditional "Christmas scent" in the Northeast US. Pleasant aroma used in perfumes, soaps, candles and potpourris.

**Oil of Fir Needle Siberian**

*Abies siberiensis / Siberia*

Traditional "Pine Scent". Used in liniments, as a disinfectant, for making soaps, candles and for

scenting sachets and potpourris. A pleasant forest aroma.

**Oil of Frankincense- See Olibanum**

**Oil of Garlic**

*Allium sativum / USA, Mexico*

Very powerful concentrated aroma. Must be extremely dilute for use. Used as a flavoring, for de-worming pets.

**Gum Camphor**

*Cinnamomum camphora / Japan*

An addition to many fragrant medicines and perfumes. Anti-inflammatory and soothing to the skin. Repels insect. Effective for bruising. Some use Gum Camphor during meditation.

**Oil of Geranium Egypt**

*Pelargonium graveolens / Egypt*

Heals wounds, soothes, mild analgesic and sedative. Fresh sweet rosey floral note. Blends well with citrus and basil.

**Oil of Ginger**

*Zingiber officinale / China*

Distilled from ginger root. Hot and sweet. Good addition to "Oriental Type" perfumes. Ginger root has been found to relieve nausea.

**Oil of Grapefruit (Pink)**

*Citrus paradisi / USA*

Pressed from the peel of the Pink Grapefruit. A light citrus note. Used externally for oily skin. Digestive tonic and is said to help PMS and menopausal hotflashes. Check with health practitioner for proper use.

**Oil of Helichrysum**

*Helichrysum italicum, H. angustifolia / Southern Europe, Corsica, Dalmatia*

Used for bruising and sore muscles. Anti-viral, blends well with Rosehip Seed Oil for topical application for scars and acne.

**Oil of Hyssop**

*Hyssopus officinale / Southern Europe*

Used in expectorant blends, as an antispasmodic and a digestive aid. Use with extreme care.

**Oil of Juniper Berry**

*Juniperus communis / Europe*

Antiseptic. The “flavor” of gin. Used for urinary tract problems. Good addition to soaps and muscle rubs.

**Oil of Lavender**

*Lavandula officinalis / France & USA*

Soothes burns, eases headaches, sore muscles, herpes and sinus. Wonderful in soaps and candles.

**Oil of Lavandin**

*Lavendula latifolia / France*

Lavender type fragrance, floral, light, effective replacement for lavender.

**Oil of Lemon**

*Citrus limonum / USA*

May be an irritant if used undiluted. Hardens nails, great for nail soaks in manicures. Excellent flavoring, fragrance for potpourris, sachets, candles & soaps.

**Oil of Lemongrass**

*Cymbopogon citratus / Guatemala*

A pleasant deodorizer. Good insect repellent. Digestive aid. Stimulating hair treatment.

**Oil of Lime**

*Citrus aurantifolia / Mexico*

From the peel of the Lime. Uplifting to the spirits. Digestive aid. Excellent room deodorizer.

**Oil of Litsea**

*Litsea cubeba / Vietnam*

Blends well with citrus oils especially lemon. Used as a soap scent. Adds a citrus note coming off the top of your blend.

**Oil of Manuka**

*Leptospermum scoparium*

See: Tea Tree New Zealand

**Marigold Absolute**

*Tagetes glandulifera or T. minuta / France*

Used in Africa as a fly and vermin repellent. Earthy floral note.

**Oil of Marjoram**

*Origanum majorana / Europe*

Soothing and calming aroma. Perfect in a relaxation blend. Sweet fragrance.

**Menthol Crystals**

*Menthol / Brazil*

A naturally derived menthol from Brazil. Perfect in liniment type mixtures. Cooling and pleasant smelling.

**Mimosa Absolute**

*Acacia dealbata / France*

Warm flower like perfume, it is said to soothe worries and fears and is an effective skin moisturizer and nourisher. Soluble in alcohol.

**Oil of Mugwort**

*Artemesia vulgaris / Morocco*

Highly aromatic. Use with extreme caution. Do not take internally. Consult a reliable Aromatherapy text for proper usage.

**Oil of Myrrh**

*Commiphora myrrha / Africa*

Heavy warm base note. A good fixative. Soothing to the mucus membrane, employed in anti-wrinkle formulas. The ancient Egyptians used Myrrh along with other gums and resins in the process of mummification.

**Oil of Neroli (Orange Blossom)**

*Citrus aurantium / France*

Distilled from the blossoms of the Bitter Orange. Wonderful fragrance. Used for relaxation, in

perfumery and as a meditative aid.

**Oil of Niaouli**

*Melaleucaqui Viridiflora / Australia*

Herbal sources say this oil is valuable as an antiseptic. Similar to Cajeput. Useful for a variety of infections both internally and externally.

**Oil of Nutmeg**

*Myristica fragrans / East Indies*

One of the ingredients of Vicks Vapo-Rub. Stimulating, good flavoring, not to be ingested in large quantities.

**Oak Moss Absolute**

*Evernia prunastri*

Indispensable to the perfumer. Soluble in alcohol. Having a characteristic musk-lavender odor. An excellent fixative, blending well with a wide range of materials including lavender. It will strengthen and improve a lavender soap scent.

**Oil of Olibanum (Frankincense)**

*Boswellia spp. / Africa*

Distilled from Frankincense gum/resin also know as” tears”. The exotic fragrance of the Middle East. Great fixative in perfumery. Has both spiritual and medicinal application.

**Opopanax Absolute**

*Commiphora erythraea / Africa*

Valuable in perfumes as a base note fixative, warm, balsamic exotic, fragrance blends well in oriental types. Harmonizes with myrrh, olibanum, sandalwood, vetivert and patchouli.

**Oil of Orange (Bitter)**

*Citrus bigaradia / West Indies*

Warm tangerine like fragrance. Very pleasant in all blends requiring a citrus note. Nice in men’s colognes and after-shaves. Used frequently by Naturopathic physicians.

**Oil of Orange (Sweet)**

*Citrus aurantium / USA*

Blends well in oriental type fragrances. Soothing in low concentrations (as in the case with all citrus oils, oil of Sweet Orange may be irritating to the surface of the skin if used undiluted.) Good in soaps, candles, potpourris. Currently being employed as a natural degreaser and hand cleaner. Most citrus oils work well as solvents.

**Oil of Oregano Carvocrol Type**

*Origanum vulgare / Spain*

Stimulating, antiseptic, anti-viral and a great flavoring. Used by some Naturopaths for cases of Candida.

**Oil of Palmarosa**

*Cymbopogon martinii / Asia*

Used in cosmetics and soaps. Used in blending “rose” scent because of its geraniol content.

**Oil of Parsley Seed**

*Petroselinum sativum / France*

Recommended for kidney/bladder, menstrual and menopausal problems. Also used in perfumery.

**Oil of Patchouli**

*Pogostemon patchouli / East Indies*

Sweet, earthy, oriental type. Good fixative in floral perfumes. Good deodorant. Considered by some to be an aphrodisiac. Nice in soaps candles and potpourris.

**Oil of Peppermint**

*Mentha piperita / USA*

Stimulating to a tired brain. Used for headaches, sore throats, muscle aches, insect bites, toothaches, sweetens the breath. Perfect to take along on camping trips, or to keep in the medicine chest.

**Oil of Petitgrain**

*Citrus bigaradia / Africa*

Distilled from the leaves of the Bitter Orange. Similar to Neroli. Pleasant addition to perfume blends. Both refreshing and uplifting to the spirit.

**Oil of Pine (White)**

*Pinus strobus / USA*

Disinfectant. Good in muscle rubs and repels insects.

**Rose Attar (Bulgarian)**

*Rosa damascena / Bulgaria*

Distilled from the petals of the Damask Rose. The Queen of fragrances. Rose is a powerful astringent. Good application for mouth sores. Relaxing. Solidifies in the bottle when the temperature is cold but quickly liquifies when warmed gently.

**Oil of Rosemary**

*Rosmarinus officinalis / Spain*

Used in shampoos to enhance the color of dark hair, counters split ends, and reduces static charge. Great in massage oils and in the bath. Said to aid the memory.

**Oil of Rue**

*Ruta graveolens / Europe*

Well known as an insect repellent.

**Oil of Sage**

*Salvia officinalis / Dalmatia*

Stimulating digestive aid, great flavoring.

**Oil of Sandalwood E.I.**

*Santalum album / India*

Wonderful pure East Indian oil. Used as a meditative aid, calms the mind, expels bad spirits. Said to be an aphrodisiac. Soothing to mucous membrane, helps to clear acne. Blends well and serves as a fixative in most perfumes.

**Oil of Spearmint**

*Mentha spicata / USA*

Excellent flavoring. Sweet and fragrant. Said to repel insects.

**Styrax Resin**

*Liquidamber styraciflua / Turkey*

A resin used as a fixative in perfumery.

**Oil of Tangerine**

*Citrus palustris / USA, Brazil*

Used wherever a pleasant citrus scent is required. Said to relax muscles and act as a tonic for the liver.

**Oil of Tarragon**

*Artemesia dracunculus / USA*

Flavoring in vinegar, sauces, liqueur and perfumery.

**Oil of Tea Tree Australia**

*Melaleuca alternifolia / Australia*

An effective antiseptic, anti-viral and anti-fungal.

**Oil of Tea Tree New Zealand (Manuka)**

*Leptospermum scoparium / New Zealand*

As effective if not more so than Australian Tea Tree, with a more pleasant, honey like aroma.

**Tolu Balsam Resin**

*Myroxylon balsamum / USA*

The balsam has a soft sweet hyacinth like note. An excellent fixative soluble in alcohol. Filter out undissolved material for use.

**Tolu Absolute**

*Myroxylon balsamum / France*

Vanilla-like, resinous, excellent fixative, indispensable in perfumery, soap, cosmetics. Expectorant.

**Tuberose Absolute**

*Polianthes tuberosa / France*

Sensuous, heavy, exotic, floral, great in perfume, notes of jasmine.

**Vanilla Bourbon Absolute**

*Vanilla planifolia / Madagascar*

Good enough to eat, sensual, warm, aphrodisiac.

**Verbena Absolute**

*Lippia citriodora / Spain*

Heavenly, uplifting, top note, fresh, light, citrus, refreshing, digestive, stimulant, skin antiseptic.

**Oil of Vetivert**

*Vetiveria zizanoides / Haiti*

Distilled from the root of the grass Vetiver. Thought to create harmony in the home. Works well as a fixative in perfumery. Very heavy aroma. Use sparingly.

**Violet Leaf Absolute**

*Viola odorata / France*

A precious oil, up to 1400 kg of violets needed to produce 1kg of concrete which in turn will yield about 38% absolute. Employed in high grade French type perfumery. Note this is the leaf not flower absolute and does not have a traditional violet fragrance.

**Oil of Wintergreen**

*Gaultheria procumbens / China*

For external use only. Good application for warts and sore muscles. Use in soaps and candles. Must be diluted.

**Oil of Wormwood**

*Artemesia absinthium / USA*

Not intended for internal use. Can be used for muscular aches and pains. Also used in some perfume blends.

**Oil of Ylang Ylang**

*Canangium odoratum / Madagascar*

The Flower of Flowers. Said to abate anger borne of frustration. Wonderful floral bouquet. Relaxes body, mind and spirit. Anti-depressant, aphrodisiac.

**Oil of Yarrow**

*Achillea millefolium / Great Britain*

Organic. High in azulene. Known to be an anti-inflammatory, antispasmodic, hypotensive and carminative



# Candleburning Basics

The basic ingredients in candleburning rituals are the following:

*Candles*  
*Oils*  
*Incense*  
*Powders*  
*Floorwashes*  
*Baths*  
*Talismans/Seals*  
*Dolls or Poppets Charm Bags*

While not every ritual will employ all these ingredients, it is helpful to have a full understanding of what each does and why each is used. Although the proper selection of ritual components takes a while to learn, the principles are simple. The guiding rule is *Always spell out your message with as few ingredients as possible, making it simple and to the point.* In other words, why use twenty candles and fifteen oils when one candle and one oil will work just as efficiently? I have seen people spend literally hundreds of dollars on ritual supplies and flopped while another individual spends four dollars and achieves spectacular results. I think you will find as you progress magically that you will discover your rituals becoming increasingly economical because simplicity of expression is always preferable to elaborate spells. While I do not mean to imply that elaborate procedures are not sometimes necessary, it is my experience that usually a couple candles and oils will handle any situation. The key here, of course, is in the careful selection of your basic symbolic ingredients.

Let's look at each of the potential elements in your ritual to reach an understanding of what each does and why we use it.

## **Candles**

Your candles, or "lights," as they are sometimes called, are essential to practically every ritual. These are the "engines" or "powers" which are always used to symbolize the *basic purpose* of your ritual. In other words, if you are working a love ritual, you will be using a red or pink candle; if you are working a money or success ritual, certainly you'll opt for a green candle; if you are working an uncrossing ritual, then no doubt white or purple candles will grace your altar. To attempt an uncrossing ritual using black candles would obviously only make the problem worse; to attempt a money ritual using pink candles would only confuse the spirit planes. So, the first thing in any ritual is to figure out which candle color (or colors) you will be using. Let's now look at what each color means according to traditional sources.

**White.** White is the most spiritual of colors and no white magical ritual would fail to include at least one white candle. Within magical practice it is felt that white candles invoke the highest spiritual vibrations to your altar. It is precisely this spiritual vibration which you require for best results. Practitioners believe that there are essentially two types of spirits: white and black, and that the dark spirits do works of destruction or "evil" while the white spirits devote themselves to matters of love, luck, and "good." Most commonly we use two white candles in a white magic ritual which are placed at the back of the altar — one on the left and one on the right. We call these your *altar candles*. In the beginning stages of practice, it is unwise to eliminate the white candles since they are felt to be protective. Advanced students may feel no need to have this kind of added protection, having mastered the nuances of oils and incenses. However, it is advisable for the beginner to always incorporate white candles into his/her workings until he/she feels psychically secure in working without them.

**Red.** Red is the traditional color of love, but more in its passionate than romantic sense. Red is also the basic color of "energy," and consequently is sometimes used in rituals to help a convalescent regain vitality. We employ red candles in situations where we want the sexual dimension of love as opposed to more platonic aspects of love. In view of red's connection to

vitality, it is interesting to observe that sex and energy equate within the candle tradition — an insight into magic's view of human sexuality. Within most occult traditions, there is nothing evil or wrong with sexuality and, it is seen as a basic energy shaping the universe. When practitioners employ red candles in healing rituals, they are normally reserved to speed recovery and lend greater life-force to the patient. We do not attempt to cure an illness with them. For helping to cure, practitioners recommend white candles. *Keep in mind also that candles are no substitute for competent medical advice.*

**Pink.** Pink is a less intense shade of red and is romantic in nature, having more to do with friendship and "good vibes" than with hot 'n' heavy love. Pink is truly the color of hospitality and good feeling and is particularly beneficial in helping to remedy problems between friends and to smooth over difficulties within a family. Practitioners believe that Pink creates a feeling of warmth and conviviality.

Consequently, they recommend it as the ideal color candle to burn at parties or social gatherings. Often in love rituals one begins with a pink candle to attract someone, then moves to a red candle to nudge the relationship into a sexual dimension. This is quite advisable because sometimes we are attracted to someone but once we get to know him/her, realize that the relationship has no potential. If one started with a red candle, the relationship might move too quickly in the wrong direction. However, if one started with a pink candle, one could find out more about the person before becoming too involved. In an age of instant sex and gratification, most people unwisely opt to begin with red candles to get things moving. Starting with pink allows you to prove your sweetheart's character before becoming entwined in levels that may not be desirable. Pink is also rather protective. Since it is less direct than red in moving things toward the bedroom, it provides time to learn whether a relationship is worth pursuing.

**Blue.** Blue is the color of peace and tranquility and we use it when a pink candle fails to bring vibrations of conviviality or friendship. Blue is often used to smooth over otherwise difficult situations where pink or white has failed. As a rule, it is best to start with white or pink in handling negative emotional circumstances before moving on to blue. In fact, this is a wise bit of advice in general: *Always start with the weakest color and move on to stronger colors if the situation requires.*

One would not pull out an atom bomb to kill a mosquito. So, too, with magic — always start weak and build to strong. The reason for this is that a truly expert practitioner recognizes that excessive force, instead of remedying a problem, frequently makes it worse! For problems between spouses, blue is usually the color of preference since it is particularly associated with smoothing over problems in the home. When we discuss incenses and oils you will note that blue is often the color employed in potions aimed at soothing and bringing peace. Blue, pink and to some extent red, all relate to Venus, although red is more often associated with Mars because its vibration is more aggressive than blue or pink. Red is never used to calm things down because its basic effect is to excite or stimulate. Pink and blue, on the other hand, have a definite calming connotation and we use them in those sorts of situations. Another association for blue is that of "communication." Since blue is normally considered the color of Mercury, the god of communication, it is easy to see why the color has obtained this correspondence.

**Purple.** Purple is associated magically with power and force. Traditionally it has been the color of royalty and is indeed, the most kingly of the candle colors. Purple candles may be added to any sort of ritual to lend power and force, but certainly we would not use it unless it is necessary. Sometimes the use of purple candles treads precariously close to black magic because they can tend to force someone to do something. Forcing anyone to do something is, at best, a questionable magical act. In their positive sense, purple candles are for protection rather than for forcing.

Practitioners consider them useful in uncrossing situations when the crossed condition remains intransigent to effects of white candles. In situations where one's life or liberty is in jeopardy, then purple is unquestionably the color of choice. However, one must be judicious as to the oil used to anoint purple candles. As a rule, only "commanding" or "compelling" oils are used on purple, although practitioners use other oils under special conditions. It is exceedingly unwise to use purple candles indiscriminately. Many novices think that by dint of adding purple to a ritual they will get more powerful and faster results. While this is sometimes the case, frequently the ritual turns on them quite unexpectedly.

For instance, I have noted an overuse of purple candles in love rituals where, like it or not, they are *extremely* inappropriate. Force and love have absolutely nothing to do with each another. However, purple candles can be very useful in situations where there is a need for justice or protection. Purple candles, for instance, are frequently employed in rituals seeking to obtain relief from an injustice, false accusation, landlord problems, etc. While we would be naive to assume that a purple candle could protect a wrongdoer, they are very effective in protecting the

innocent. Within our mechanistic, bureaucratic society, it is very easy for an innocent victim to have his/her rights trampled by expediency or uncaring authority. A purple candle will go far to reverse such injustice. While a purple candle is no substitute for competent legal advice, many practitioners believe that certain rituals involving purple candles can help one's chances with legal difficulties.

**Green.** Money, fertility and growth are the qualities associated with green. We frequently employ green candles in rituals aimed at promoting luck (Lesson 9). Fertility is an important aspect of the green vibration. Many childless couples have found relief through green candles and other potions, which we will discuss later in these lessons. While the commonest use of green candles is for attainment of wealth, I should point out that at best a green candle will only draw a money-making opportunity. All candleburning can do, is present one with an opportunity or "setup" for attaining a goal. Magic alone will not make the goal happen. Instead, just plain old hard work is called for. Many people approach magic as a panacea for all of life's problems, but those who think that magic is a replacement for work are dead wrong! Magic can only bring you opportunities or potentialities. It is up to you, the Magician, to seize the opportunity and take advantage of it through work. Sadly, many people who become involved in magic think that it is a lazy man's system! Far from it! As a friend of mine always says, "There is no such thing as a free lunch." So, if you are looking for a free lunch, look elsewhere. This limitation is particularly true in the areas of money and success. You won't achieve success sitting back and lounging, no matter how much magic you may work! If you are not an ambitious person eager to take advantage of every opportunity, then you would do best to forget using magic to impel your career. While a green candle will no doubt bring you some sort of opportunity, it will seldom just drop a wad of cash into your pocket. While a green candle can occasionally inspire a run of gambling luck, unless you use the money to set yourself up in life, the cash will quickly disappear. All too often a gambler will think that just because magic puts a roll of bills into his pocket that he can continue gambling to keep increasing his winnings. Sorry, but that usually ain't the case! He would do better to invest his money in some sort of business, get off his tail, and start working. Never forget — at best magic will provide a setup. Only a setup.

**Yellow.** Yellow is the color of joy and happiness and is frequently used when one is lacking in these two qualities. Many practitioners, for instance, finding themselves depressed, will light a yellow candle anointed with an appropriate oil such as "Joy". Yellow is the color of the Sun and as such it allegedly illuminates and brings light to darkness. We all know how a walk in the sun can uplift one's spirits if one is feeling gloomy or depressed. This is also the function of the yellow candle. Yellow or gold candles are often used in money rituals, particularly in combination with green candles. They may also be used as part of follow-up procedures to uncrossing rituals since frequently, a newly uncrossed individual needs something to brighten his mood. As we'll discuss in Lesson Nine, people are often so used to their hex, that when we lift it they feel like they've lost an old "friend!" This is why we frequently perform a ritual for success or happiness after an uncrossing procedure: To generate new and positive currents for the freshly uncrossed individual. Yellow candles may also be used in healing procedures to help bring joy or positive vibrations to someone who is ill. Because illness frequently results in depression, yellow candles can be helpful in modifying this problem. Since good spirits are requisite to a speedy recovery, we should not overlook yellow in any healing process.

**Orange.** Orange is yellow with a bit of red mixed in and we use it in healing situations where yellow is not strong enough to offset negativity or depression. Orange candles are also useful when a love affair or marriage is encountering serious problems, particularly in the romantic area. While blue is useful for calming people down and eliminating constant arguing, orange allegedly enhances romance and joy between the two partners. We can use orange and yellow candles almost interchangeably, but orange usually works a bit more forcefully than yellow. Usually we use yellow or white candles as a preventive measure while orange comes into play when things have gotten out of hand. You will note that in the homes of many practitioners there is often a white or yellow candle burning to enhance positive vibrations

within the home. Orange is often helpful in improving communication between people, although blue candles are also very useful in this regard. If one wishes communication with someone whom they haven't seen in a while, or who is far away, blue candles are preferable (usually in combination with an appropriate seal). Practitioners use orange candles to encourage communication between people who live close or who are in constant contact.

In the New Orleans tradition, Orange is also the color used for controlling. I've never been able to get a clear explanation of why this is, but Orange does seem to be very effective in this regard.

**Brown.** Within candleburning practice, brown candles are symbolic of the materialization process — that is, of bringing a wish into reality. Since brown is the color of earth, and since earth is the ultimate embodiment of the material plane, it is easy to see why brown candles have this symbolic meaning. You may use brown candles in any sort of luck or money ritual since they are felt to help speed materialization. However, brown candles have no spiritual function and therefore are inappropriate in spiritually-oriented rituals (such as healing, uncrossing, etc.). While brown candles are appropriate for success rituals, they are inappropriate in love rituals because they bring too much force to bear on a situation. As we pointed out under our comments on Purple candles, love and force have nothing to do with each another. The other problem with using brown candles with love rituals is they invoke purely passionate, sexual levels of relationship and can obviate the more spiritual aspects.

**Black.** Black candles have many negative associations connected with them, not all of which are correct. As a rule, you would avoid the use of black candles because they invoke negative or baneful spirits to your altar and are reserved black magical procedures. However, there are a few positive uses for black candles which we'll discuss another time. The major connotation of black from a magical viewpoint is "enslaving." Just as there is nothing a true black magician hates more than freedom and individuality, black candles restrain the liberty and potentials of those we use them against. People who employ black candles as a regular part of their practice are inevitably on ego or power trips. It is my observation that none of them ride high for very long. It has also been my experience that there is absolutely no such thing as a situation that requires black magic. There is *always* a way to use white magic to achieve the results one wishes and practically no reason at all to ever resort to the black arts.

What we have said about candle colors further applies to the colors of oils, incense bases, altar cloths, dolls, and other ritual accessories, which we'll discuss below. You should review our comments a few times so that the basics are clear to you since they relate to so many other facets of the candle arts. Within candleburning, as in many other spiritual disciplines, the role of color is considered vital to many procedures. Entire books have been written about healing and meditation techniques involving color. In recent years, psychologists have done a great deal of research into color's effects upon people's psyches, health, and emotional states. Although color and its role in influencing human nature is a new toy for psychologists, the essential knowledge of colors has been known to occultists for centuries.

Besides various colored candles there are many different types of so-called "figure candles" available to practitioners. Advanced practitioners will use any candle they can get their hands on, but beginners often prefer to work with figure candles. Figure candles come in various shapes — some are shaped like people (male and female), some like skulls, cats, mummies, etc. Actually, these figure candles are just aids to the imagination, but they can produce very startling results. If, for example, you are burning a skull candle on your altar, you can just imagine your inner psychic reaction as you gaze upon it. Surely it would be stronger and more dominant than merely staring at an ordinary white candle. So let's have a look at some common novelty candles and their traditional uses:

**Skull Candle.** Skull candles come in various colors, although most frequently practitioners use either white or black. We sometimes prescribe white skull candles for uncrossing or unhexing procedures. Most practitioners believe they work better than ordinary white candles on karmic matters — that is, problems which take root in the individual's psychology. Black skull candles are used to inflict hexes. I have also seen skull candles available in red and green — they could be useful in uncrossing love and money or luck problems respectively

**Seven-Knob Candle.** A seven-knob candle is just like any other candle except it is molded with seven equal-sized "knobs." Seven-Knob candles come in several different colors and we employ them in seven-day rituals, where the practitioner burns one knob per day for seven days. Some practitioners use seven-knob candles help "time" rituals, insuring that they work it for an equal amount of time each day for seven days.

**Black Cat Candle.** Cat-shaped candles come in black or red and it is important to recognize that within candleburning tradition black cats are symbolic of good luck, not bad luck. This is one of the few situations where

the color black is available for strictly good effects. To a practitioner of the candle arts, if a black cat crosses your path, it is an excellent omen! So, when luck is hard to come by, a practitioner will get a black cat candle, anoint it with Success or Money oil, and burn it alone or as part of a more elaborate success ritual. Practitioners use Red Cat Candles for luck in love. Either Red Fast Luck Oil or any other strong love oil is appropriate for purposes of anointing.

**Mummy Candles.** Mummy candles are used when luck is a problem, particularly where it is felt that good fortune is stymied because of *karmic* problems, from past lives. The burning of a Mummy Candle allegedly removes karmic problems, deflecting their effect away from the area of luck. One must understand that karma is an impartial cosmic balance so there is no way to "get rid" of it. However, negative karma may sometimes be rechanneled into more creative areas. For example, suppose an individual comes into this lifetime with karmic problems due to wrongful actions in past lives. Sometimes, through magic, a practitioner can initiate a productive path by which the individual can come to terms with his karma. This is where the Mummy Candle is particularly useful, as it can divert negative effects into other, more fruitful channels. In no way will you lose your karmic debts, but you probably can take a bumner situation and render it more manageable. For example, I once knew a young man who had chronic problems with his romances but everything else in his life seemed to work fine. He was successful, charming, well-educated — but when it came to wooing ladies he was an unmitigated disaster. After a great deal of discussion we decided that his problem was karmic and used the Mummy Candle to help rechannel the evident blockage within his romantic life. We discovered that soon after burning the Mummy Candle he landed a job with a social services agency where he helped people find employment and start new lives. Almost immediately upon his taking the new job, his romantic life cleared up and he is now happily married. By giving his karma a way to work itself through by helping other people with their problems, we successfully lifted the "hex" off his sex life.

Mummy candles are also helpful if someone has had a curse placed upon them from the grave. For example, if a close relative or former friend cursed you on their deathbed, this can create serious problems and be very hard to remove by normal uncrossing procedures. Many practitioners swear that the Mummy candle is particularly efficacious in remedying problems of this nature.

**Figure Candles.** Figure candles, shaped like men or women, are available in a variety of colors. I often recommend that novices use figure candles in their procedures. Often they find it easier to visualize the person upon whom they are working if their candle has a more-or-less human shape. More advanced practitioners normally do not bother with figure candles because they've sufficiently developed their visualizing powers to allow them to use regular candles to represent people.

**Cross Candles.** Cross candles come in various colors and are frequently used in candle rituals performed by Christians. Cross candles are used instead of the "altar candles" mentioned above. Black cross candles are also available and practitioners use them in hexing rituals. In a sense, cross candles work similarly to skull candles and are considered just as potent in their impact on the psyche if you have a Christian background. If not, stick with the skull candles.

The main thing to keep in mind about selecting a candle is that the color must be throughout the candle; don't use candles with just a coating of color on the outer surface. Many candles have a color on the outside and are white on the inside. *These candles will not do.* Instead, try to locate a candle store near you that has a wide selection of solid color candles. (As with every rule, there *is* an exception. Some practitioners recommend these color-coated candles for uncrossing rituals in specific areas. For example, you might select a green coated white candle to uncross a money condition. The green coating (symbolizing money) and the inner white candle (invoking spiritual realms and the color of uncrossing), work in conjunction to symbolize *both* desires in a single candle. One would select an uncrossing oil *and* a money oil for this procedure.)

One factor that can be important, however, is the size of the candles one elects to use. Most candleburning rituals are seven days in length and employ what practitioners call "*seven-day candles*." Seven-day candles are large candles which come encased in glass jars. To be most effective, the candles should be removable from the jar to allow total anointment. Many grocery markets and occult shops sell seven-day candles that are *not* removable and while you may use these, they aren't optimal. We call these candles "seven-day" because they take about seven days to burn down. However, depending upon your ritual and the components involved in it, they may burn out in as little as 24 hours! For instance, I have seen protection rituals performed where the purple candle burned out in less than a day due to the extreme hostility surrounding the person being protected. On the other hand, I have seen seven-day candles burn for as long as two weeks! So don't take the term "seven-day" too literally.

Personally I prefer to use either seven-day or what we call *jumbo candles*. Jumbo candles are about nine inches long and perhaps an inch and a half thick. Since jumbo candles are far less expensive than seven-day candles they make for inexpensive, but at the same time effective, rituals. There are, of course, smaller candles available, but I

don't encourage beginners to use them. They may not burn long enough to focus the energy necessary for tyro success.

Many practitioners I know use *votive candles*. Votive candles are used in churches and consist of a small clear or colored glass cup which holds a candle insert. The glass cups are reusable, and most candle stores carry a wide selection of colors. It is best to get clear glass cups instead of tinted ones so that the colors of your candle inserts are clearly visible. Votive candles normally burn for about fifteen hours, but as with seven-day candles, may burn faster or slower, depending upon your ritual and the factors affecting it.

**Penis and Yoni Candles.** Toward the end of the 1970s, some candle suppliers began to provide candles shaped like male and female generative organs. These candles have many specialized purposes ranging from curing to inflicting impotence

Once you select the color(s) and type(s) of candle(s) you intend to use, there are certain things you must do to consecrate candles for magical employment. While various authors and practitioners are not in complete accord as to any one procedure, here are a few suggestions of techniques which many practitioners employ.

**Anointing.** To "anoint" a candle is just a fancy term for rubbing oil on it. However, there is a traditional way of doing this which I suggest you consider. Grasping the candle by its base with your left hand, anoint the top half of the candle, starting at the center and working up, all the way around. When the top half is completely anointed, reverse the candle, still holding it in your left hand, and anoint the bottom half, again starting at the center and moving down, all the way around. The symbolism behind this anointing procedure is simple: First you petition upwards to the spirit planes to bring your desire into manifestation on the material plane. If you wish, you may use more than one oil on a candle; in fact, this is a common technique. However, first you anoint the candle completely with one oil, and then anoint it separately with the second oil. When using more than one oil, make sure that they are *compatible in nature* — for instance, you would not wish to blend a love oil with a hexing oil unless your intention was to cause bad vibrations between lovers.

**Twisting.** When one is working with a commanding or compelling candle (purple), one uses a different procedure for anointing than the one specified above. This procedure is also used with black candles. Place the oil that you are going to be using in the palm of your *right* hand and hold the candle by its top with your *left* hand. Then, starting at the bottom, seize the candle in your right hand and twist it, grasping it tightly, and using a screwing motion. Work your right hand up to the top of the candle in this manner, anointing the candle completely. If you have not put enough oil in your right hand, simply pour some more into your palm and continue the twisting motion from where you left off. Keep in mind: whenever you use any sort of hexing oil, immediately wash your hands thoroughly when you finish the anointing process. The same advice is also generally true when using any sort of commanding or compelling oil. However, there are special circumstances when we apply commanding and compelling oils directly on the body for specific effects. Under *no* circumstance is a hexing oil ever worn on the body and you must use extreme care if you're foolish enough to use them. Some practitioners actually use rubber gloves when applying evil oils.

**Etching.** Commonly, practitioners choose to etch the name of someone upon whom they are working. For instance, let's say I am working a love ritual to get Prunella to notice me. I would first carve (etch) Prunella's name on a red candle, then anoint with a suitable love or attraction oil. More advanced practitioners might also wish to carve astrological or other magical signs and symbols on a candle to lend it greater power. Etching a name on a candle causes its "target" to become specific in the mind of the *practitioner*. Sometimes, in very complex rituals where you symbolize several people by candles on the altar, name carving is very effective. Also, it is an additional assurance that the spirit planes will be completely clear about the identities of those you are working upon. Some authors recommend carving a name different numbers of times — seven times for love and uncrossing, nine times for hexing, etc. However, in practice, I find that this number symbolism really isn't so important. Just carving the name or names once is sufficient. The spirits aren't stupid — they know what to do.

**Loading.** Loading a candle is an advanced procedure which can tend to be a bit messy until you get the hang of it. Put simply, it involves hollowing out the base of a candle you are working with and "loading it" with suitable herbs. For instance, in the example above, I might hollow out Prunella's red candle and fill it with finely powdered rosebuds and lavender to augment the power of the candle itself. Loading is most commonly employed with figure candles, although it may be done with other kinds of candles too. When working with a removable seven-day candle, instead of hollowing it, place the powdered herbs in the bottom of the glass jar, and re-insert the candle. It has been my experience that the use of herbs in seven-day candles *drastically* increases their effectiveness. However, you should not put more than about a quarter to a half inch of herbs in the bottom or you may have difficulty keeping the candle lighted. I shall have more to say about this practice in the section on powders, below.

**Shaping.** To "shape" a candle, one must heat it gently until it becomes pliable, but not to the melting point. When the wax is pliable, you may shape the candle into any form you like, most commonly into a human shape. However, instead of going to all this trouble, it might be wiser to spring for a figure candle and save yourself much

mess and effort. We sometimes employ the shaping process to work powdered herbs into the wax of the candle itself, another form of "loading".

**Notching.** Because many candleburning rituals last for seven days, practitioners sometimes notch a candle, using a knife, into seven approximately even segments. If you wish, you may instead purchase a seven-knob candle, a specialty candle available at most occult supply stores. However, you can save yourself money by purchasing a regular jumbo candle and notching it yourself. Then, all you do is burn one section per day for seven days.

We'll discuss ways of arranging altar candles and various subtleties possible through different candle combinations in later lessons. Very often, a single candle is sufficient to achieve startling effects; however, often when a situation has a great deal of complexity or several factors are involved, then you must use more than one candle. Some rituals call for a mixture of different kinds and sizes of candles, but such rituals are advanced and we'll deal with them another time.

### **Oils**

Next in importance to proper selection of candles and understanding their colors is the selection of proper anointing oil(s). It is important for you to understand *the function* of an oil: how and where it works.

You might think of the oil you are using as like a "filter" that modifies the meaning of the candle you are using. For instance, I can use a white candle for several different purposes, but the oil I choose to anoint it with *makes its purpose more specific*. Let us suppose that I am working a ritual for uncrossing. Obviously, I would select a white candle — but a white candle alone is too general in meaning to accomplish the desired magical effect. Consequently I anoint it with one of several different oils (or perhaps more than one if the situation warrants it) having to do with uncrossing.

Candleburning oils are mixtures of what we call "*essential oils*" — that is, oils which we derive from various herbs, flowers, trees and roots through a special process. When you use rose oil, for example, it is magically equivalent to using actual roses because rose oil is extracted directly from roses. Unfortunately, there are many synthetic oils on the market created through chemical means, which only smell like the flower, or herb they represent. While we should avoid these oils whenever possible, it has been my discovery that they will work. The foremost consideration with any candleburning oil is its fragrance, not its origin.

There is a school of healing known as *aromatherapy* which uses the scents of various herbs and flowers to help the body to heal itself. No one knows why this works, but it does. Practitioners believe that herbs, shrubs, roots, flowers and trees represent "powers," "gods," or "spirits." So, if one combines herbs or oils in specific ways, special effects are possible.

Let us take the classic New Orleans Uncrossing Oil formula as an example:

#### **Uncrossing Oil**

*Rose*

*Bay*

*Verbena*

*Lavender*

All *these* essential oils are available from herbal supply houses and often you can find them in herb and health food stores. By mixing together all four of these individual oils, I obtain an oil alleged to remove hexes, calm and soothe. All of the occult oils we will discuss in the fourth and fifth lessons are combinations of various essential oils.

Let's take another example:

#### **Shi Shi (Chinese) Oil**

*Clove*

*Bay*

*Angelica*

Shi Shi is one of the best general purpose protective and cleansing oils and is traditionally used on white or blue candles. By mixing clove, bay, and angelica oils, we obtain Shi Shi oil.

As you can *see*, there is nothing particularly complicated about mixing and using occult oils, although some authors have run down much hocus-pocus nonsense about their preparation. *Anyone* can create an effective occult oil, but to do so one must be fully aware of the magical meanings for *the* individual herbs in each recipe. Lessons Two and Three will deal with herbs and contain my comments about their traditional meanings which, of course, relate to the oils derived from them. In other words, whether you use actual rose buds or rose oil, the magical effect

is precisely the same.

Another interesting fact, not generally known, is that you can substitute an herb for an oil. For example, let's say you wanted to make some Shi Shi oil, but could only obtain bay and clove oils. Alas! you cry, what will I do now since I can't find anyone who sells angelica oil!?! The answer is very simple: Put a piece of angelica *herb* into the bottle with the clove and bay oils and you will find that the oil does exactly what it is supposed to! However, there are limitations to this in that you should only use *one* substitution in any given oil. In other words, if you only have clove oil and want to make Shi Shi, it is ineffective to put a bay leaf *and* some angelica into *the* bottle with the clove oil. While you would *get* some degree of result, the effect would not be particularly potent and would probably be unpredictable.

Some of you might find this a bit puzzling. You may be wondering about proportions of oils in a mixture and can't *see* how a bit of angelica herb could possibly replace a dose of *the* oil. Again, you must keep in mind that most occult traditions believe that plants represent specific powers. *If the plant or herb called for is represented, you are fine.* A little bit of an herb is like being a little bit pregnant! If you got it, you got it!

As you become more experienced with oils, you will discover that by varying proportions of ingredients you can emphasize, de-emphasize, and even mutate *the* effects of individual herbs in *the* combination. However, *the* changes in effect are subtle and in *the* beginning stages of practice one need not pay particular attention to these details. A classic oil or incense formula has a wide latitude in its variations. For the most part, we use stronger smelling oils in lesser proportion to the more subtly scented oils. For example, in *the* Uncrossing Oil recipe above, bay oil is definitely *the* strongest scent. Because of this, we would use this less than rose, verbena or lavender, which are subtler fragrances.

Beyond their uses for anointing candles, occult oils have many other virtues. Some oils are designed to be used on the body. Many love, luck, and success oils are used this way. As a rule, the only oils that are never placed upon the body are hexing oils. Also, a few oils are applied only to certain very specific parts of the body while some oils are suitable for application to the entire body.

You may also use oils as incenses! All you do is light an incense charcoal (which you can obtain from many incense stores) and pour a few drops of the oil onto the lighted charcoal. *Voila!* You have an incense. Often I have seen an individual purchase a bottle of Uncrossing oil, an ounce of Uncrossing incense, a jar of Uncrossing bath and some Uncrossing floor wash. All they had to do, of course, was purchase the Uncrossing oil because the oil may also be used in one's bath water or mop bucket.

We can mix oils with herbs to create special incenses and may be incorporated into stuffings for dolls or charm bags. The primary function of oils, as I said earlier, is to serve as a filter, but oils can also be "catalysts"; that is, they can set things hopping. You might see an oil as a fertilizing principle which symbolizes your goal or desire and attracts, through its fragrance, the spiritual entities to accomplish that goal or desire. You might visualize the spirit plane as a gigantic switchboard. The minute, for example, you reach for a green candle, that action automatically invokes all the "green spirits" to your altar. However, there may be 500 different green spirits. The oil you use on the candle lets the green crowd of spirits know precisely which ones you wish to call. Of the 500 green spirits, perhaps only ten function in the area where you crave action. The idea is to let the ten you want to work with know that you are calling only them so the other 490 spirits can go help someone else. While I admit this is a simplistic explanation, it does make the point. You should think of herbs as distinct personalities, pals, buddies, friends. Just as each of your acquaintances is different and unique, each herb is also different and unique in its action. The more you hang out with your friends the more you get to know about them. The more you work with individual herbs and various potential combinations, the better you'll understand your herbal friends.

For your convenience, I have included my personal herbal encyclopedia to this website under the heading "Magical Herbs".

Although there are hundreds of commercially available occult oils, most practitioners whittle the number of oils they use regularly down to about ten. One should always have on hand an uncrossing oil, a love oil, a success oil, a banishing oil, a praise oil (to give thanks to the spirits for their blessings), a protection or peace oil, a commanding or compelling oil, and perhaps a couple other special-purpose oils. The trick is to discover which oils work best for you because not every practitioner obtains equally successful results with any given oil. It seems that certain herbs get along better with the personalities and temperaments of some practitioners more than others! For example, I have had enormous success using Fast Luck oil, but I know several people who have had no luck at all using it. Again, you *must experiment* to find the combinations that work best for you. Also, you will sometimes find that an oil works one time and not another. This is often due to a resistance which develops from overuse of an oil, similar to the tolerance your body can exhibit from overuse of a medication. It is advisable to vary one's oils occasionally and, as far as the budget permits, to experiment with oils you haven't tried to widen your repertoire.

After spending several years in this business, I know that there is a problem confronting oil and incense consumers in terms of the accuracy and quality of various commercially-available preparations. Sadly, about 90 percent of the commercially available oils are inauthentic and out-and-out rip-offs. Consequently, this course will



provide several recipes you can make your own oils and incenses and not be at the mercy of unscrupulous businesspeople. A major reason for writing this course is to help you save money and insure that you are getting what you pay for. Those of us who take the candleburning arts seriously find it obscene that these authentic and valuable traditions are demeaned and insulted by people who are strictly in the business of supplying oils, incenses and candles to reap a fast buck.

Another problem confronting you is the fact that there are literally dozens of different oils for the same purpose. How do you select the one that's right for you? Given the fact there are at least 80 different love oils, all of which supposedly produce similar results, how do you choose? The answer, again, is simple: Pick the one you think smells the best and that *you* like most. You will find it a useful rule of thumb that oils, which appeal to you personally, will generally work best! Sometimes, in fact, the mere name of an oil can be a turn-on. I remember, for example, when I first got started in candleburning I was browsing through a magical supply shop and saw a bottle labeled "Bend Over Oil." For some reason the name of this oil cracked me up so I bought some. It was only much later that I found out it was one of the best commanding and compelling oils from the New Orleans candleburning tradition. (Similarly, there is a marvelously named powder known as "Yo Yo Pucker Powder" that is used by men to protect themselves against unwanted advances by women!)

### ***Incense***

There are three ways to make incense. Let's take the formula for Fast Luck incense as our example:

#### **Fast Luck Incense**

*Rose*

*Patchouli*

*Juniper Berries*

Rose, patchouli and juniper berries are common herbs. If I wanted to be 100 percent authentic, I would go to my local herb store and buy some of each of these herbs. I'd take them home, grind them up in either a blender or a mortar and pestle, mix them together, and I would have myself some Fast Luck incense.

The other way of preparing incense is to obtain what we call a *crushed bamba wood base*. This is nothing more than ground-up bamboo and it is available for a nominal charge. Bamba wood base comes in several different colors which relate to our discussion of candle colors above. In this instance, since Fast Luck incense deals with luck, I would select a green base (see the end of Lesson Five for a full listing of colors associated with various formulas). The crushed bamboo is excellent because it burns well on charcoal and is highly absorptive so it accepts oils nicely. All you do to make Fast Luck Incense once you obtain your green bamba wood base is pour a few drops each of rose, patchouli, and juniper oils onto it and mix them in thoroughly. An even simpler way of creating this incense is to obtain the green bamba wood base and a bottle of Fast Luck oil. Just pour a bit of the oil onto the base and mix it in thoroughly. The problem here is that many commercially-available occult oils are bogus and have nothing in common with the correct recipe. So, to be absolutely certain you are obtaining the highest quality admixture possible, I recommend purchasing each of the individual oils and mixing it yourself. While there are a few reliable and reputable suppliers for occult oils, there are also plenty of thieves in the business, so make sure you can trust your supplier. Generally, the best way to be certain of getting high quality oils is to deal with someone who mixes his oils on the premises. Very often the mass-produced oils with fancy labels are nothing more than kerosene and food coloring with a touch of artificial fragrance.

Your incense is an important part of your ritual and we find no difference in the success rate between using actual herbs and using oils on crushed bamba wood base. Either incense form is acceptable, but if you want to be a purist about authenticity, then go right ahead and work exclusively with herbs.

You should note that most incense recipes from the New Orleans tradition require specific colors for the bamba wood base when we use it. For example, green is called for with Fast Luck

incense, white for Shi Shi incense, and white for Uncrossing incense. Obviously, if you are using the actual herbs, you cannot obtain these colors. The colors are added to the bamba wood to help strengthen its symbolic potency. Probably it is the color that equalizes bamba wood's influence to that of the actual herbs themselves. My observation has been that if you use the incorrectly colored base for a recipe, you get disappointing results. Therefore, pay attention to colors — but here the purist has an advantage because practitioners working with herbs need not pay attention to these color details.

The function of incense is to waft your magical message into the atmosphere and to additionally focus your message. Just as an oil filters the force of the candle color you are using, the incense further tempers your message and adds another dimension. You may, in fact, wish to use more than one incense in any given ritual.

For example, I might use a money incense *and* a commanding incense to force a business situation to a head. I would probably open the ritual with the money incense and close it with the commanding incense. Or, I might use an uncrossing incense *and* a healing incense in a ritual to cover both physical and psychic ills simultaneously. The possible combinations are practically limitless and only you can figure out what techniques will work best in a given situation.

This flexibility puts many people off because many folks like for there to be strict and unbreakable rules for magical rituals. Although there are dozens of spell books available on the market, most of them fail to work because no one spell can take all the various individual factors into account. The better spell books tend to emphasize *individual experimentation* because, after all, that is where all of the herbal magic discoveries originally were made. The many occult oils on the market are by-products of experiments by individuals over the past several centuries. While many formulae are of modern origin, most of the oils and incenses we will are between one hundred and three hundred years old.

As an additional point of information, I should mention the procedure for making either stick or cone incenses. Many of you may prefer to work with those forms of incense as opposed to powdered varieties. One advantage of cone or stick incense is that it burns longer so you don't have to use as much. Often a stick or cone incense will burn for an hour or more, while powdered incenses burn for only a few minutes.

The "secret ingredient" in all stick or cone incenses is *gum tragacanth*, available from most herb suppliers. Gum tragacanth has incredible water-absorbing capability and binds the powdered ingredients together when you make stick or cone incenses. Start with a tablespoon of gum tragacanth in a large (12 ounces) glass of water. Keep adding a little bit at a time until you have a stiff, paste-like consistency. To this gooey mess you add essential oils and powdered herbs.

For example, let's say I wanted to make some Moon incense:

**Moon Incense**

*Jasmine*

*Camphor*

*Wormwood*

*White Sandalwood*

*Ylang Ylang*

*Frankincense*

First I would decide which of the ingredients I was going to use as herbs, which I'd use as oils. With stick or cone incenses, it is best to use oils to intensify the scent since they tend to be milder in fragrance than other incense forms. In this case I'd probably elect to use jasmine and ylang ylang oils and obtain the camphor, wormwood, white sandalwood, and frankincense in their herb forms. The reason for this is that both ylang ylang and jasmine are very fragrant and pungent oils.

I would obtain the necessary herbs, powder them thoroughly, and add a few drops of the jasmine and ylang ylang to my herbal mixture. Then I would dump this into the gum tragacanth and mix it thoroughly.

To create cones, you should make a doughy, thicker mixture and shape them by hand. For sticks, get some *joss sticks* from an incense store and merely dip them into the mixture. When making sticks, make sure that the mixture is diluted enough to cling to the stick. Also, keep your mixture covered with a damp cloth because it will tend to harden quickly and become unusable.

Most practitioners feel that a ritual is incomplete without incense. Yet, when you anoint a candle with an oil, in reality you are applying an incense because, as the candle burns, you will notice that its smell fills the room. So, merely by dint of using an oil on a candle you are *already* taking the incense factor into account to some extent. However, the use of an actual incense permits you to add an additional category of meaning to your ritual.

For example, let's say I am working a success ritual and I select a green candle which I anoint with Success oil. I might also wish to burn Crown of Success incense, which is a different recipe from that of Success oil. This adds the element of "removing obstacles to success," the alleged attribution of the Crown of Success formula. In an uncrossing ritual, I might anoint a white candle with Uncrossing oil, but also use Banishing incense to banish evil elements from my environment. While Uncrossing oil is said to lift a hex, it would take Banishing incense to *disperse* it away from the person being uncrossed. In other words, using an incense in combination with oils and candles enables you to add more power and dimensions to a ritual.

There is a third way to make incense, and it's the one I use. The key to this is finding a source for unscented incense sticks. This is easier said than done, even in the age of the Internet. You mix up a batch of oil and dip the sticks into it. A pint of oil makes about 1200 11" charcoal sticks or about 800 12" regular sticks. The charcoal sticks are more expensive, but they release a purer, more smoke-free fragrance. It is my experience that charcoal sticks also permit the fragrance to linger in a room far longer than standard incense sticks. I can provide charcoal incense sticks for those of you who are interested in making your own incense. E-mail or write for more details.

### **Powders**

The information above about incenses applies largely to powders and, in practice, many people use crushed bamba wood incense for powders. The magical function of a powder is different from that of incense, however. Probably you have seen movies where someone sprinkled some sort of naughty powder on someone else's doorstep to cast a "hex." While this is a typical example of media distortion, it does illustrate a typical means of applying a powder. You might look at the sprinkling of a powder as equivalent to the FBI planting a "bug." The powder forms the link between what you are doing in your candleburning ritual to the outside world.

Let's use an example for the sake of clarity. Suppose I am working a success ritual to help myself get a promotion on my job. Let's also say that one of the people involved in making the promotion decision does not like me for personal reasons, not because of incompetence on my part. Now, I know that individual (whom we'll call Mr. X) is going to vote against me when the management meeting takes place. So I wish to influence him to think more objectively and get off my back on the job. I decide to work a success ritual at home, but want to make a symbolic gesture to connect my ritual *directly to my office environment*. I decide that I will sprinkle a powder such as Boss Fix around Mr. X's desk. I *also* circle the candle on my altar which represents Mr. X with *the* same powder. I now have a symbolic *link* between my altar and Mr. X. Theoretically, this makes my ritual all the stronger because it reinforces in the so-called "real" world a magical goal in my ritual setup.

This example also illustrates an excellent example of a situation where some would use hex procedures to handle the problem. I can imagine some people who think that the way to deal with Mr. X is through baneful magic. Therefore, they would probably buy a black candle, anoint it with an evil oil, burn foul-smelling incense, stick pins in the candle, and pray to every demon in creation that Mr. X have a coronary so their promotion can go forward!

Notice that the first procedure discussed in no way harms Mr. X, but seeks to control some of his negative attitudes. The second approach might actually harm Mr. X and incur bad karma for the person casting the spell. Obviously, the first procedure is preferable from both spiritual

- and practical standpoints. While the first procedure assumes that Mr. X is a victim of intolerance or some deep-seated emotional problem, the second procedure assumes that he is evil, villainous, and mean. It has been my experience that people who are intolerant, evil, or mean are usually merely sick. The best way to deal with them is through uncrossing procedures. Therefore, in the procedure discussed above, I would select a white (or in extreme cases purple) candle to represent Mr. X instead of a black candle. I would etch Mr. X's name on the white candle and anoint it with Uncrossing oil in the hope that his negative attitudes will convert to more positive expressions.
- I realize that this was a long-winded digression from our discussion of powders, but I think it is illustrative of how one must think through a real-life situation. All too often hexes are cast where white magical, positive solutions are infinitely more effective and rewarding. However, to get back to the powders, since Boss Fix allegedly controls an unruly employer, causing him to deal fairly, it would be an appropriate powder for this ritual
- The idea of a link between your magical operations and the outside world is basic to candleburning and is a form of what we call *sympathetic magic*. Sympathetic magic is the belief in a psychic connection between a symbol and the object it represents. Put another way, suppose I buy a red female figure candle, etch my girlfriend's name on it, anoint it with Come To Me oil, and burn it. I am assuming that my girlfriend will, as the candle burns, be inspired by thoughts of love for me and hasten to my side. If you can't accept this as possible, it doesn't matter because these procedures can work even for those who have little or no faith in them! Of course, the deeper your faith, the more telepathically focused you will be and the faster these techniques should bring results.
- Some powders are worn on the body, particularly the love powders. But more often than not they are used on others or on the altar. Sometimes we use powders to circle candles. For example, in an uncrossing ritual I might surround a white candle representing the person being uncrossed with a powder (such as Fiery Wall of Protection) to add strength. Often practitioners sprinkle powders *directly into the candle flame*. For example, in the ritual on Mr. X, besides circling his candle with Boss Fix, I might also sprinkle some into the candle flame.
- When using powders on others, keep in mind that a little goes a long way. For instance, in the example of Mr. X above where I sprinkled Boss Fix powder near his desk, obviously I would want the powder to be undetectable. Had I dropped a huge glom of powder, Mr. X would notice and probably ask the janitor to clean it up. A pinch or two of any powder, applied inconspicuously, is all that you need. Very often, when you must touch another person's body with a powder for it to work, you can accomplish it without their even noticing. The trick is being clever and discreet. The difference between a master practitioner and a klutz is subtlety. Candleburning is a magical language of delicacy and nuance. Knowing exactly how much force to use in a ritual, the judicious selection of implements, the symbolic arrangement of candles on the altar — this attention to detail will help you produce better results. The point of candleburning techniques is subtlety. Your magic, should not be obvious to others — instead, it should gently pervade your environment with no one, except you, aware of it.
- Using powders, however, comes dangerously close to black magic in that it is a bit like "slipping someone a mickey". Because the idea of working covertly behind someone's back is, for many people, much too slippery and devious, some practitioners prefer *not* to use powders; but in so doing, of course, they sometimes delay their result. Take Uncrossing powder, for example: Sometimes you will run into someone who is obviously in a bad state but who will accept no help. Frequently they have poltergeist activities going on around them — plates falling from shelves, items mysteriously disappearing, bad health, chronic bad temper, etc. Sprinkling a bit of Uncrossing powder in their home or apartment is to do them a favor! Too often, people caught in a crossed condition are perfectly content to stay that way, though miserable.
- Those who have studied the Rider-Waite Tarot cards know that the "Devil" trump portrays a man and woman standing in front of a horrid-looking demon. The man and woman have chains around their necks which are held by the demon. However, if one looks closely, one observes that the

chains around their necks are *loose* and they could remove them with ease; yet the man and woman just stand there, paralyzed, unable to realize that in a second they could be free. So too with a person in a crossed condition. While the hex is easy to lift, few of them ever attempt to do it.

Powders may also be used in the bottoms of seven-day candle jars in much the same way as herbs. Since powders are composed of herbs, it is redundant to discuss this technique since we described it earlier under "loading".

To make a powder is essentially the same as making an incense, but with a couple minor differences. The most authentic procedure is to obtain the actual herbs called for in the recipe, powder them very fine using either a blender or mortar and pestle. The other way to produce a powder is to obtain some *arrowroot* from your supermarket or herb store and use the various essential oils called for in the recipe. For example, to make Fast Luck powder: (1) I could powder some rosebuds, juniper berries and patchouli *or*, (2) I could obtain some rose, juniper, and patchouli oils and put a couple of drops each into an ounce of arrowroot, mixing thoroughly. Either way is equally effective, but with powders I personally prefer working with the actual herbs.

Interestingly, powders frequently employ very unusual ingredients besides herbs. Sometimes they contain ashes, bits of old newspaper, brick dust, iron filings, etc. When we discuss some actual recipes for powders, you'll find it fascinating how folk magicians employ everything except the kitchen sink in concocting potions. The beauty of these practices is that for the most part they are inexpensive once you have established your basic herb and oil supplies.

If you will glance back at the recipes we have already given, you should be aware that each is appropriate as a powder and you use the same ingredients. In other words, the recipe for Uncrossing oil, Uncrossing incense, and Uncrossing powder uses the same ingredients — rose, bay, lavender, and verbena — either in herb or oil form. So when you have one recipe, you can make all of its variations.

There are *some* recipes which are only appropriate as oils or incenses or powders and these are clearly noted in the text. Because of specific combinations of herbs, certain recipes will only work in one form or another. In the case of several hexing powders, it would be outright disastrous to bum them as incenses!

### **Floorwashes & Sprays**

Although many modern practitioners prefer to eliminate floorwashes, this is a big mistake because they are basic to the traditional African and New Orleans procedures. The purpose of a floor wash is to cleanse, purify and dedicate your temple before a magical ritual. Making a floor wash is very simple. If, let us say, I was going to do a luck ritual, I might want to wash down the floor of my ritual chamber with some Lady Luck floor wash:

#### **Lady Luck**

*Rose*

*Patchouli*

*Cinnamon*

To make the floor wash, I would either put a few drops of rose, patchouli and cinnamon oils into my mop bucket (along with my normal detergent or cleanser provided it is *unscented*) and then wash down the floor of my temple with this admixture. Or, I could make a "tea" using rosebuds, patchouli leaves, and cinnamon by boiling a pint of water and adding an ounce of the mixed herbs. I would allow this "tea" to steep, then strain it, and pour the "tea" into my mop bucket along with my regular cleanser.

For those of you who have carpeting in your temple, obviously you cannot use a floor wash. Instead, brew the tea, put a bit on a sponge, and lightly touch the top of the carpet around your work area. Take care not to soak the rug. If you do not wish to do this, then at least you should wipe off the top of your altar with the floor wash. *Ideally, however, your temple should not be carpeted.*

If you do not wish to use a floor wash, then you should use a spray. You make a spray by brewing the "tea" and straining it carefully through a coffee filter to get all of the heavy residue out. Then put the strained tea into an empty *Windex* bottle and use it like an aerosol around your ritual area. This accomplishes almost the same effect as a floor wash and many modern practitioners prefer using sprays. However, to be absolutely authentic and thorough, you should go to the trouble of using the floor wash.

In some kinds of rituals, particularly uncrossing rituals, you may wish to use two floorwashes or sprays — one at the beginning and one at the end of your ritual. If you start your procedure using Uncrossing floor wash (using the recipe given above), you might wish to close with a banishing floor wash. This ensures that no evil entities lurk in your chamber once you lift them from yourself or your client.

### **Baths**

There are many baths available commercially, but you can also make them yourself as suggested above. To do this, instead of pouring your "tea" or oils into your mop bucket as when you make a floor wash, pour them into your bath tub! The purpose of the bath is to cleanse the operator before a magical working. While you may, if necessary, skip the floor wash, you *must never overlook the bath*. When you are using a bath preparation, be sure you use only Ivory or another unscented soap. One never knows what magical effects commercially-scented soaps may trigger and we can hardly expect their manufacturers to know the esoteric import of the perfumes they use! There are, however, several excellent herbal soaps available at finer drugstores, boutiques, and health food emporiums. You may use any of these if the magical meaning of the herbal soap you choose is relevant to the type of ritual you plan to do. For instance, lavender soap is excellent to use before (and after) an uncrossing procedure. Rose-scented soap is ideal for a love ritual, etc.

The bath provides a practitioner with time for contemplation and review of the procedure(s) he/she is going to perform. Often while in the bath I uncover a new angle on the ritual and completely revise what I planned to do. The bath should last fifteen to twenty minutes and should be a time of complete relaxation with the water as hot as you can comfortably stand it. The theory behind the bath is that it not only cleanses the body, but also consecrates it to the purpose of the ritual you are about to execute. Also, it permits you to do preliminary telepathic work: Concentrate on the goal of your ritual as you sit and soak. A couple of times as I was sitting in the tub, the phone rang and it turned out that I didn't have to even bother to light my candles! On the other end of the line was the person or situation I was planning to work on! Indeed, sometimes merely while planning a ritual, you *automatically* obtain results without lighting a single candle. But these effects usually only occur when one has done a great deal of candle work and has honed one's telepathic abilities to a razor-sharp edge. While modern science is still highly skeptical of telepathy, let us not forget that until 500 years ago, science was also skeptical that the world was round.

### **Dolls and Poppets**

The fabled (and much maligned) "voodoo doll" has been extensively written about and portrayed in the media, and those who have experimented with them sing the praises of these marvelous tools. One noted New York root doctor once said to me: "Sure, the candles do a good job. But when you *reallllly* want results, you'd best make yourself a doll." I think it is obvious by now to the reader that the doll represents just another form of sympathetic magic. However, since more goes into the making of a doll than the mere anointing of a candle, your will becomes sharply focused and dramatic results often emerge.

In the fabrication of a doll there are several factors to consider. First, what will you use to stuff the doll; second, what color fabric should you use; and third, what color thread? Since we have already learned that colors are very important, it should come as no surprise that the colors of fabric used for the dolls have crucial magical importance. If you re-read the meanings of the candle colors, you can take most of what you read there and apply it to the construction of dolls or poppets. The same is true of the colors for threads.

Let's take a few examples of color selection before we go on to discuss the stuffing for a doll.

The basic rule for selecting the color of the fabric is to *symbolize the central element of your goal with the color cloth you use*. For instance, in a love ritual, I would select red fabric; in a protection ritual I would select purple; in a healing or uncrossing ritual I'd select white fabric, etc. Selecting the color of the thread depends upon *any subfactor* which might be involved. For example, if I wanted to control an adulterous husband, I'd make the doll of red fabric and sew it with purple thread because purple is the color of commanding, compelling and controlling. If I wanted to protect someone who was ill, I would use white fabric and purple or possibly blue thread. If I wanted to compel money to someone, I'd make a green doll and use purple thread. The thread symbolizes not so much your goal, but your *desire* for that goal. For instance, in an out-and-out love ritual, I'd use red fabric and red thread. Another way of expressing this idea is that the fabric represents the central issue — be it love, money, uncrossing — and the thread represents the impact you want your ritual to have — controlling, easing, etc.

However, a word of caution about materials: *You must not use any sort of synthetic fabric or thread*. You may use any *natural fiber* you'd like, but avoid modern plastic-based fibers. Experience has shown, time and again, that synthetics render magic ineffective. Unfortunately, you may find it hard to get pure cotton, silk, hemp, or other natural fabric these days in the exact colors you wish. My best advice is to obtain a few yards of cheap white cotton and dye it yourself to obtain the various colors you need. Fortunately, silk and cotton threads are still available in a rainbow of different colors.

The stuffing of a doll also depends upon its purpose. Normally we make the stuffing of herbs which relate in attribution to the doll's intended nature. For example, in a doll I make for luck, I would stuff it with luck herbs. In a doll I made for love, I would stuff it with love herbs. Lessons Two and Three will provide you with a wide choice of herbs with which to work in creating your own stuffings.

Most of this is obvious, but it never ceases to amaze me how many people select totally inappropriate stuffing herbs for their dolls! Later in the course we will give you several recipes for doll stuffings under various ritual cate-

gories. You may also use the various oil and incense recipes for stuffings. For instance, if I were making a doll to uncross someone, I could use the herbs called for in the recipe for Uncrossing oil for the doll stuffing.

A variation on the stuffing is to add a few drops of an occult oil to the herbs you have selected. For example, let's say I'm stuffing a green doll with Fast Luck herbs (rose, juniper and patchouli). I might want to put a drop or two of Commanding and/or Power oil into this mixture to speed the effect of the Fast Luck formula.

Very often we use a doll on the altar during a ritual and it is important that no one touch the doll except you. When you are finished with the doll, keep it wrapped in a white natural fabric cloth and store in a clean place where only you can get at it. Although hexing dolls are always buried or destroyed when one is finished with them, dolls made for white magic purposes are not always thrown away. In fact, usually it can be devastating to lose or get rid of the doll. As a rule, dolls made for the objectives of love, healing, etc., should be kept until you achieve your desire. Then they may be disposed of according to the rules for discarding materials outlined below.

If you are not particularly talented at sewing, don't worry! The point of the doll is not necessarily to look pretty, but rather it is meant to provide a focus for your own innate telepathic, spiritual abilities. The size of the doll is completely up to you, but rest assured that size has nothing to do with effectiveness. Probably the typical doll is six to eight inches long. You may be as elaborate in the design of your doll as you wish, adding eyes, hair, clothes, facial details — but this elaboration will not drastically enhance the power of a doll. However, personal objects obtained from the person you are symbolizing with the doll *will* tend to lend greater power according to most sources who have written on this subject. Fingernail clippings, hair, a piece of clothing — all of these serve to form the psychic link between the doll and the actual person. Placing the item(s) into the doll is similar in its "linking" effect to our discussion of how sprinkling powders places a "bug" in the area where it is placed.

One excellent idea is to reserve a bit of the stuffing mix you are using in the doll to use as a powder or incense. For example, suppose I have made a love doll for Betty and stuffed it with lavender, rose, jasmine and violets (all love-oriented herbs). I would then probably want to grind up some of that combination in my blender to sprinkle at Betty's house the next time I went there. If you don't happen to have a blender, then you must get a mortar and pestle, the old-fashioned way for powdering herbs. You may grind just about anything in a blender except the gums (such as frankincense, gum Arabic, myrrh, etc.) and hard roots such as galangal (known in candleburning tradition as "Low John") or jalop (known as "High John the Conqueror"). It is probably advisable in this regard to use the blender for exclusively magical purposes and get yourself another one for the kitchen. There are also grinders on the market which do a good job. Usually they are used to mill wheat to flour, but you can pulverize just about any herb in them.

Probably you have seen practitioners in films and on television sticking pins into "voodoo dolls." This is a very common practice, but it is not necessarily evil! For example, if I make a red love doll of Meg and stick a pin through its heart, this will not give Meg a heart attack, but it should stimulate her "heart" to feel love for me. In a way this is similar to the Chinese healing system of acupuncture.

### **Charm, "Ouanga", or Root Bags**

We make charm bags of red flannel or chamois into which we place various items — shells, herbs, talismans, stones, fingernail clippings, hair. Just about anything you can think of can wind up in a charm bag. In essence they are "portable" versions of the doll or poppet because charm bags are small enough to carry on one's person. One may make charm bags for protection, love, luck, success, happiness — in fact, just about every woe that afflicts humanity has a traditional charm bag recipe to handle it.

Not generally known is the fact that there is a way of "charging" or activating a root bag which is authentic, but not widely publicized. After you place the item(s) you wish to include in the bag, bring the bag up to your mouth and blow in it, then spit (a tiny bit) into it. Then, light a paper match and plunge it into the bag, taking care not to set the bag or its contents on fire! The idea is to extinguish the match inside the bag. When the match is extinguished, pull the draw-string on the bag tight and the bag is considered "charged." If you are making a charm bag for someone else to use, then have *them* charge the bag after you give it to them.

There are also recipes for charm ouangas made for black magical reasons, and these are usually left discretely in someone's home, office, or car to generate unpleasant vibrations and effects. We leave these to your imagination to create since we could hardly advise their use.

Although there are many formulas for ouanga bags, the one presented below the best we know because it handles so many things all in one tiny package.

#### **Ouanga Bag; Multi-Purpose**

*Cassia Bark*

*Three Coins (pennies) Lodestone*

*Low John (Galangal)*

*High John (Jalop)*

*Adam & Eve Root Bay Leave*  
*Vetivert*  
*Lavender*  
*Piece of parchment on which you have drawn*  
*the symbol of Venus in Dragon's Blood Ink.*

The only ingredient you may have difficulty obtaining is Adam & Eve Root. This root has not been available for several years except in tiny quantities for ridiculously high prices. If you cannot obtain Adam and Eve Root, then you may substitute a piece of Salap (Lucky Hand Root) instead and it will achieve as good an effect. It might be wise to anoint the Salap root with a love or luck oil before inserting it in the bag.

### **Talismans**

A talisman is any symbolic expression of your will. Talismans may be very simple or highly complex, depending upon the preferences of the individual practitioner. There are commercially-produced talisman designs from classic grimoires, or you may design and create your own talisman based upon your own research or taste. The idea of creating a talisman is to form a simple pictorial image, made with symbols that define your desires. Or, you may select a *planetary* talisman relevant to a particular ritual. For example, I might obtain a Venus talisman for love rituals, a Jupiter talisman for money or success rituals, a Sun talisman for healing rituals, or a Saturn talisman for a controlling rite. Most occult stores have an array of various talisman designs and usually they are inexpensive.

Usually talismans are made of metal or are sometimes drawn or printed on parchment or paper. If you wander into any magic store you will probably find dozens of talismans to choose from, so there's bound to be one that fits your ritual purpose. If you can't find one, then it's up to you to bite the bullet and make your own! However, I have yet to see any ritual where some sort of appropriate talisman or seal was not commercially available. If you have difficulty finding a talisman, get a copy of any *grimoire* and trace one of appropriate the designs you find in it using Dragon's Blood Ink. (In the case of a hexing ritual, use Bat's Blood Ink.)

We use talismans in several ways — some are worn, some are placed on the altar under or near candles, some we include in charm bags, etc. However you plan to use your talisman, you must first consecrate it. There are many different ways of doing this. The simplest is to find an oil whose meaning is similar to that of the talisman (for instance, I might use Power oil on a talisman aimed at granting power; I might use Love oil on a Venus talisman; I might use Jockey Club oil on a talisman aimed at bringing luck in gambling; and so forth). As I anoint the talisman with the oil I selected, I would say something *in my own words* that makes clear to spiritual planes exactly why I am anointing the talisman or seal. You need not go into a lengthy poetic soliloquy — a few well chosen words are all you need since the spirits are not morons. Some practitioners like to incorporate Psalms or sacred poetry into a consecration and this is fine — it's really all just a matter of *your* personal taste. The spirits like to be approached with dignity and respect, but you need not be hyper-pious! As any practitioner will tell you, the spiritual plane has an *excellent* sense of humor and it would be folly to identify informality with disrespect. The idea that the gods are separate from man is a false doctrine which has been foisted for centuries upon an unsuspecting populace. In the candleburning arts the assumption is that there is a *continuous direct and positive linkage* between the gods and man, and that this interplay *is joyous and intimate*. The idea of a stark, uptight, jealous, freaked-out god is nonsensical from the standpoint of those who actively participate in the spiritual kingdom.

If you wish to make your own talismans, go right ahead, but make sure you use either virgin parchment (very expensive) or an ordinary brown paper bag (very cheap) when you work. Brown paper bags are commonly employed in the New Orleans tradition and work very effectively. A talisman made of paper or parchment is just as effective as one made of metal. The thing to keep in mind is to make it neat and incorporate into it everything you need to bring success to your ritual. Very few people bother making their own talismans, however, and this is a shame since they are so easy to create.

The art of making talismans is really the art of learning how to symbolize. The study of symbols is a whole discipline unto itself and the more occult research you do, the better you can express your will through symbolism. If you look at commercially-prepared talismans, you will notice that they incorporate astrological designs, Hebrew letters, runes, strange figures, etc. Very often the individual symbols on a talisman mean exactly the same thing. The person who designed it probably drew from several different systems, incorporating all of the comparable or corresponding symbols into one talisman. For example, a love talisman might include the symbol of Venus, a heart, a Cupid, the Hebrew name of the Angel ruling love, the name of the Babylonian love goddess, etc.

Just about the simplest (and also very effective) talisman is created by merely writing your desire on a piece of parchment (or brown paper) using an occult ink, e.g., "Please bring me a raise" or "Please cause Suzy to notice me". There are three major occult ink formulae: *Dragon's Blood Ink*, *Dove's Blood Ink*, and *Bat's Blood Ink*. Dragon's Blood ink is used in commanding, protection, uncrossing, and sometimes in love rituals. However, Dove's Blood ink is particularly designed for love spells and although many spellbooks call for the use of Dragon's Blood ink in this



connection, technically this is incorrect. Bat's Blood ink is used for hexing and black magical procedures and has absolutely no other use. By the way, none of these formulas actually contains blood in them. The red coloration comes from Dragon's Blood Reed (an herb) and sometimes a drop or two of food coloring is added to heighten the intensity of the color.

### ***Your Magical Environment***

Now that we've discussed the elementary ingredients for candleburning rituals, let's have a look at the fundamentals of the environment within which you will practice the candle arts. (While there are other basic tools and ingredients, they will be covered in later lessons. The comments above relate to just about any sort of procedure whereas specialized ingredients relate more to specific kinds of rituals and will be discussed under those categories.)

**The Temple.** By your "temple," I mean your room, space or closet where you practice! The temple does not have to be fancy nor does it have to be a room used exclusively for magical pursuits. The main quality to consider in the selection of your temple is *privacy*. Wherever you choose to work, you must be sure that you will not be interrupted, bugged, bothered, annoyed, or otherwise have your attention taken from what you are doing. I realize that this can be a problem, but it is something you must overcome. Wealthier practitioners have an entire room set aside for candle rituals, while most of us must work in our bathrooms, closets, on kitchen counters, etc. The temple does not have to be a formal space (unless you prefer it that way) but it must be clean and orderly if possible.

Because rituals sometimes last a week or two, it must also be a place where you can leave your ingredients safely without someone walking in and messing with them. If a stranger sticks his hand into your candles and touches them, then you might as well start from scratch! Also, if you have children or pets, keep in mind that they are always curious and take this factor into consideration when you decide where to locate your temple.

If you are fortunate enough to have a room for your temple, you may want to spend money fixing it up or you may wish to centralize some of your favorite things in this area. This way, you will always feel particularly "at home" when you work. Photographs, knickknacks, trinkets, personal objects of every description are all appropriate for this space. You should try to create your temple so that it will always be very comfortable for you to be there.

You should also arrange to keep all of your magical "tools" ready-at-hand in the temple area. Many practitioners invest in a small cabinet to hold their herbs and oils. Since herbs lose potency when exposed for long periods to direct sunlight, this is quite a good idea. If you can't afford a cabinet, then why not set aside room in one of your kitchen cabinets for candleburning supplies?

If you are forced to work on a kitchen counter or other multipurpose surface, then the use of a floor wash on that surface is *mandatory*. If you are fortunate enough to have a working surface available which you only use for rituals, then you need not be so fussy about washing the surface. A noted, general-purpose floor wash from the Southern "voodoo" tradition is called *Florida Water*. You may use Florida water in many ways that we'll discuss in later lessons. However, since it is so easy to make, you may want to mix yourself a batch right away to keep on hand. You can use Florida Water for any purifying or banishing procedure. Many practitioners use it instead of other floor washes because it has such powerful legendary attributions connected to it.

#### **Florida Water**

*1 gal. 75 proof alcohol*

*1 oz. Bergamot*

*4 oz. Cinnamon*

*2 oz. Benzoin*

In the recipe above, the bergamot, cinnamon and benzoin are all oils that are available from several different suppliers.

**The Altar.** The altar can be any convenient working surface if it conforms to the requirements set forth under the section on the temple. The most important thing is that it is in a place where no one will disturb it. Otherwise, you can feel free to use any table top, counter, dresser top, etc., which is convenient. I might point out that many practitioners use their garages or basements and one friend of mine who has become very successful in business started out by working success rituals on the back of his toilet! Some people also like to work in their kitchen sinks because it eliminates the fear of fire.

And this is an important point! Fire! Because you are using candles and incense, you must pay particular attention to the safety of your ritual components. There was recently a horrible fire in Harlem because a woman left a religious candle burning overnight. Her cat knocked it over, and the fire destroyed an entire apartment building, killing twenty people. You must pay careful attention to safety and take this into account when you decide where you locate your altar. Many practitioners keep a fire extinguisher nearby in case of problems.

Those of you who have carpentry skills may wish to construct a special altar of fireproof materials and include in its design a lower cabinet for supplies.

**The Magical Record or "Book of Shadows".** There is probably no more valuable tool than your own magical record or Book of Shadows. This is nothing more than a diary wherein you keep a record of your procedures. Record the materials used, time(s) of operation, various observations you make while the ritual is in process, and a record of your results.

I think that if you do not keep such a record you will one day kick yourself because it is *basic* to your advancement as a practitioner. The tradition of keeping a magical record is ancient and I doubt if there is an initiated witch or magician anywhere who does not keep a journal of this sort.

Personally I prefer to keep my journal in a loose-leaf notebook since this makes it easier to categorize various things I have discovered along the way. In this book you should keep a record also of your personal experiments with different herbs and oils, strange little "intuitions" you get, etc. I think that you will find that once you get working on candleburning rituals, hundreds of new ideas come to you about variations and new combinations of components. You should record these because, nine times out of ten, ideas that occur to us while at the altar are divinely inspired. Not to make note of these thoughts is to limit your magical progress.

**Robed or skyclad?** Whether you choose to work robed or skyclad (nude), you will get equally good results. Again, your personal preference here will be the deciding factor. I find that for certain kinds of rituals I prefer to work nude; for others I tend to work robed. Love rituals are particularly appropriate for skyclad workings, while success or commanding rituals often feel better if you are robed. Again, this is entirely up to you. The most important points in the selection of your temple, the creation of your altar, and your apparel during a ritual is that you *must feel totally at ease*.

If you elect to wear a robe, make sure that it is made of natural fiber fabric, not synthetics. If you wish to work in "street clothes," this is fine, but I recommend that the clothes be freshly laundered before you start; also, preferably, they should be made of natural fibers.

The only rituals where I feel the skyclad condition is mandatory are rituals of thanks or praise to the spirits. I think you'll find that spirits appreciate an occasional display of flesh.

**Solo or Group Workings.** While most candle practitioners prefer to work alone, sometimes group workings do occur, but these are generally difficult to bring off. Group rituals are particularly effective in healing and uncrossing procedures, but sometimes they are appropriate for success workings. For instance, if several people band together to start a business venture, they might perform a group candleburning rite to help their new company get off the ground. The problem always with group magic is getting several people to agree on an objective and take the working seriously. The most important factor in any group working is achieving a consensus and a willing attitude. Unfortunately, I find that in most groups there is a cut-up or troublemaker who either refuses to take the proceedings seriously or finds it impossible to focus his/her attention on the working. While 90 percent of all rituals are conducted by solitary practitioners, attempts at group rituals can sometimes prove worthwhile.

**Mental Attitude.** Opinions vary on what your attitude should be while at the altar. Personally, I think of the spirits as good friends and relate to them in that way. I find that the spirits do not mind informality of approach if there is no disrespect. Fear and pompous formality are not necessary in candle workings. The most important point to keep in mind when you are at the altar is to *be yourself*. If you tend to be a formal kind of person, then be that way at the altar. If you tend to be laid-back and informal, then adopt that stance in your workings. If you find that reading Psalms or sacred poetry is right for you, then do so. If, on the other hand, you merely wish to chat with the spirits in your own words, then do that! You should feel the same creative freedom with your oils, incenses and candles as a child might feel when handed a set of blocks of various shapes and colors. Approach magic with wonder and joy and your results will reflect your attitude. Approach it with fear and terror and your results will reflect that too!

Those first getting started in candleburning sometimes flip out — not because they fail, but because their rituals are *successful*! While this may seem hard to believe, many people find it difficult to adjust to the effects that their candle rituals produce. Because so much of our society aims at defeating the imaginative levels of the individual and stresses goose-stepping conformity, many find it hard to escape this outwardly imposed set of limitations. The best magicians are really very much like children. They do not believe in the word "impossible" and are willing to take a leap of faith into realms which the mass culture knows nothing about.

By adopting the attitude of a child, the magician manages to offend a lot of people. I remember one elderly gentleman I helped who at first thought I was kidding when I said I would do a candle procedure to help him with his problem. As it turned out, the effects of the candle ritual were nothing short of spectacular but the elderly gentleman, instead of being pleased, turned on me and became vindictive. He had to do this because the magic challenged nearly 70 years of false assumptions. For him to admit at 70 that magic was real was more than he could face. Interestingly, once he took his attitude of disbelief and turned offensive, all of the benefits magic had thrown his way shriveled and disappeared. It seems that magic is more than willing to help just about anyone, but if the person we help is unable to deal with magical intervention, then the magic is withdrawn and the non-believer is left sitting right back where he started.

Part of the magician's mental attitude is the recognition of a need for total secrecy. Secrecy is important not

because you are doing anything "evil" or unnatural, but because there are many people who are unable, due to education or training, to approach mystical realms without becoming crazed and vindictive. Many religious fundamentalists fall prey to this intolerance and spread ignorance, hate, and egomaniacal judgment wherever they go. This is a sickness as great as that of the black magician and, in point of fact, repressive religions are forms of black magic.

Men and women who have been initiated into magic realize that their function is that of a servant, not a master. All the great spiritual leaders have perceived themselves as *servants* of humankind. Religious leaders who seek to be "masters" of other people's lives or seek to control behavior through the blackmail techniques of "sin" or "damnation," are, without exception, black magicians. The role of the true adept is to defeat his/her ego and to provide *silent* help to the oppressed. While there was once a time when adepts were treated as sacred and had the ears of monarchs (Merlin and King Arthur, Dr. John Dee and Queen Elizabeth I), the modern magus is treated like dirt by the powers that be. This fact goes a long way toward explaining the degeneracy of modern times.

While you are at your altar, it is an exceedingly intimate and personal time. In the truest sense, your altar is an outward symbolic representation of your inner spiritual center. You may wish to have music in the altar area, or you may wish to have silence. Again, the main criterion is that you feel completely at home as you work.

### **Candleburning Theory**

There are two viewpoints about why and how candleburning works, one traditional, the other more modern.

**Traditional.** In the traditional approach, it is felt that "spirits" do the work for the practitioner. When one lights a candle or applies oils, various spirits are "called" to your altar to receive instructions.

**Modern.** The modern viewpoint relies heavily on telepathy to explain how we achieve results. It's felt that by lighting candles and using various ritual accessories one focuses one's innate telepathic abilities and thereby achieves effects.

Either of these perspectives is acceptable, though I personally prefer the traditional viewpoint because I consider it more imaginative and fun. However, if you are a scientifically-oriented individual, you can embrace the telepathic explanation. It is also possible to derive an "in-between" theory which embodies both explanations. I have found that many people are more comfortable with the telepathic explanation than with the spiritual definition because it bothers them to admit that there are forces outside themselves with power. I find that by ascribing one's magical achievements to the spirits one automatically gets rid of any ego problems. Many practitioners caution that it is not a good idea to take much self-credit for successes and the idea of outside spirits helps prevent egomania.

Occasionally there are rituals that are total failures. No matter how advanced or experienced you may be, you must expect that from time to time you will get no apparent results. There are many reasons for this. For one thing, you may be reaching for some goal outside your potentials. Sometimes we may be grasping at something that the spirits know will be bad for us and therefore deny it. Sometimes we get totally opposite results from what we expect! In those instances, it is usually a situation where (1) we are attempting to deflect too much of our personal karma (or that of another person) or (2) we have incorrectly selected our materials. I think you will find that almost every ritual gets some result, although sometimes not the one we hope for.

I don't mean to discourage you with this fact that not every ritual bears fruit, but it would be unrealistic to assume otherwise. It has also been my discovery that some practitioners are better at certain areas of occult practice than at others. For example, some people are particularly adept at love rituals, others specialize in success or money-drawing rituals, others find attainment in uncrossing and healing rituals. I don't know any one practitioner who is proficient in all areas. It will be up to you to find and develop your particular area(s) of expertise.

**Speed of Results.** One can *never* predict how quickly one will obtain results from any given ritual. Usually, results are evident within a week or two, but sometimes it can take months or even years to achieve the full effect. For instance, I have seen success rituals that have taken five to seven years to fully unfold. This is, of course, because we work within a universe governed by time. Just as it takes a flower or a fetus time to develop, so too with magical effects. Probably the biggest lesson you can learn at the beginning of your practice of these arts is that of *patience*. Sometimes it takes a long time for events to unfurl to your satisfaction and you must be willing to "go with the flow" in this regard. Novice practitioners often become impatient and start repeating rituals or adding commanding candles and oils in the vain belief that this will make events move faster.

I have seen several rituals that produced results but the practitioner *failed to notice*. This kind of effect often occurs in love and success rituals. It is to keep your eyes open whenever you are doing a ritual because the results may not be what you expect. Let's look at a couple of examples:

My good friend Betty had divorced her husband three years before I met her. She told me that she wanted her husband back and explained to me the awful events that led up to the divorce. Sufficed to say, the separation took place under very violent and hostile conditions. She had not heard from her ex-husband since the divorce and although she tried to call him once, he slammed the phone down, telling her to "drop dead."

While I personally will never understand why people want to move backwards in their lives, I finally agreed to

help Betty because, despite her ex-husband's viciousness, she still loved him deeply. We designed a simple candle ritual for her to do and she went about it religiously. Almost immediately, she started meeting eligible man after eligible man, but her focus stayed firmly on her ex-husband. But there was no call, there was no letter, there was no contact with her ex. Instead, a parade of eligible, successful, attractive men started approaching Betty. But still she kept her attention stolidly focused on the past.

Finally, after about three months she called to advise me that the ritual did not work and ask if I could think of anything else she might do. When she mentioned the new suitors she was rejecting, I realized not only that her husband was never coming back, but that Betty was frozen in the past, unable to renew her life in the present and future. I told her this and she became very upset. Instead of seizing and embracing the many benefits magic was sending her way, she instead chose to back away in a counter-productive emotional prison of her own creation.

Remember when you work any magical operation that while you may have a precise goal in mind, you do not get to call how events will come down. *Let me repeat:* You do *not* get to call how events will come down. Ever. Ever. Ever. If the goal you have in mind is just simply wrong for you, you will find that the spirit planes will not provide you with your request. Instead, they will provide you with better, more evolutionary alternatives. Betty rejected a doctor, lawyer, publisher, and a noted artist because she fixated on an improper goal and failed to recognize the benefits magic was attempting to bestow.

Let's look at another example:

In one of my classes I had a student — a retired business executive — who was working on a system of predicting a certain state lottery. Because he was a mathematician and accountant, he spent several years developing his system. While it was not a "sure thing," it did seem to produce very good results.

One evening, as he worked on the system with his candles lighted, he was struck with a number/letter sequence, which he wrote down on a scrap of paper. Unfortunately, he wasn't thinking clearly because he stuck the scrap of paper in a pile of other documents and forgot all about it.

The next week he was looking through the newspaper and saw the winning lottery number. It looked very familiar, and then he remembered! He rushed to his desk, retrieved the little piece of paper, and sure enough, he had predicted the winning number! Sadly, however, he paid no attention to events that occurred during the performance of his ritual and failed to play it. Therefore, he had to sit there, totally depressed, because the winning number would have put \$800,000 in his pocket...

During the period that you are performing a ritual, even when you are not at the altar, you must realize that a great deal of magic is going on. Consequently, it is very important to keep your eyes open and watch carefully for any sort of omen, sign, or indication that is relevant to what you are doing. You must also be brave enough to realize that since you do not get to call how events will occur that you may get many "off-the-wall" surprises. You must be willing to take advantage of them though they may not be obviously leading to your intended goal.

Also, be on guard not to offend certain spirits who may work for you in very unorthodox ways. For example, a friend of mine, Sarah, became interested in entering the cosmetics business and asked me for a ritual. I gave her one and she performed it. A few days later another friend of mine called and mentioned he was working for a major cosmetics supplier. I thought it might be worthwhile to introduce him to Sarah.

It turned out that he had become very successful and was interested in the prospect of meeting Sarah, but when I introduced them, a problem cropped up. It happens that my friend is homosexual and Sarah, for some utterly inexplicable reason, decided to unleash an anti-gay diatribe right in the middle of their first meeting! Not only did my gay friend leave quickly, but Sarah is still trying to get into the cosmetics business.

This last case is a perfect example of how diabolically the spiritual planes can work. Very often they will present us with an opportunity in the form of something or someone who is challenging or even "objectionable" to us. The great law of magic is change — change for you and for those you work on or with. In order for you to attain to greater and greater effects in your rituals, you must open certain centers of your higher consciousness. Candleburning is a well-balanced system for reaching higher consciousness, but you should anticipate major changes in your life and thinking once you begin to practice. As your consciousness evolves and as you become more open and tolerant, you will discover that the spirit planes allow you to engage in increasingly complex matters. While my job is to deliver into your hands the nuts and bolts of these practices, your ultimate gurus will be those spirits who attend your altar. Your greatest insights will come from them. I know this sounds untowardly metaphysical and perhaps a bit weird, but I know you will understand what I am saying once you get involved in candle rituals. There is an almost electrical interplay between the practitioner and the spirits which occurs at the altar and this is where you'll learn your most profound lessons.

Successful magicians are always those most open to change and flux. The ability to "go with the flow" and accept radical departures from what you "thought" would happen, are the hallmarks of true attainment. The more flexible you become in your thinking and willingness to experience new realms, the better you will do.

**Failures.** We have already said that not every ritual will be a smashing success. Failures occur for the following reasons:

- (1) You are meddling in something you shouldn't be involved in.
- (2) Improper selection of ingredients (candles, oils, incenses, etc.)
- (3) You really don't want what you think you want.
- (4) More time is required to achieve your goal. Although your ritual is successful, because your results are going to unfold over a long period, it may look like a failure at first.
- (5) You succeeded, but you don't like your results!

The third condition for failure is probably the most common because what many people *say* they want and what they *actually* want are very often two different things! You will get used to this the longer you practice even though it seems like a rationalization for failure. I find this pattern particularly evident in success and love rituals. Very often people say they want success, but when confronted with the possibility, they head for the hills! The reason for this is that most people define success badly. They see it as money or power while in reality success is nothing more than being happy with who you are and what you are doing. Also, in the love area, many people are big talkers until they face their loved one, at which point they seem to wilt and withdraw inward. On the surface this may appear as cowardice, but it is simply a matter of not knowing what something is until you confront it. An individual can't discover that he/she is not interested in worldly success or romance until he/she receives an opportunity to find out what it is.

Your magical failures are *always* your greatest teachers. I have learned more about magic from my flops than I ever learned from successes. Don't be afraid to fail and don't be disheartened if you do—it is all a part of your training. You will also find that your failures become fewer and fewer the more you practice. You'll tend to avoid areas where you are least effective and concentrate more on areas where you have greatest impact. If you are anything like me, you will spend more time meditating about failures than triumphs. It is through such meditations that you will uncover new techniques and skills. Failures offer us the opportunity to refine both our consciousness and our practical applications of candles, herbs and oils.

### **Supplementary Reading**

Although this course will be complete unto itself, there are certain books that are essential for background and will augment your knowledge in many areas.

The first book you obtain should be a good, comprehensive herbal. I particularly recommend *A Modern Herbal* by Mrs. M. Grieve. This is one of the best contemporary herbals in print and contains folklore as well as the medicinal applications of herbs. Another excellent and inexpensive herbal is *The Herb Book* by John Lust, which is available in paperback.

On the subject of candleburning, there are several books worth looking at. I particularly recommend *Voodoo and Hoodoo* by Jim Haskins and *Ritual Book of Herbal Spells* by Aima. *The Book of Legendary Spells* by Wright is also a good buy and contains several interesting (and authentic) spells from the New Orleans and European witchcraft traditions.

Anna Riva has written several pamphlets on the subject of voodoo and the candle arts, but these books tend to emphasize the dark areas of practice. However, there is much of value in them if you take some of the information with a grain of salt.

Lady Sara has written an interesting book entitled *The Magical Virtues of Candles, Herbs & Oils*. This book is inauthentic in terms of candleburning tradition, but reveals several ingenious ritual techniques you may wish to adopt. Unfortunately, Lady Sara has limited herself by moving outside the traditional candleburning recipes and has created her own line of oils and incenses. This makes it difficult to use techniques unless you obtain supplies directly from her.

All of the books by Scott Cunningham are valuable because he was a painstaking researcher. His books contain many interesting recipes for a number of magical potions and his "how-to" approach has helped many beginners become experienced practitioners.

Michael Howard's small booklet *Candleburning* and a book by Leo Vinci entitled *Incense* are both excellent and comprehensive and well worth your time and money.

For candleburning connoisseurs, there are also books by "Reverend T" but these are difficult to find. His books *Get It On!* and *Money!* are considered classics. His three-part *Candles, Herbs and Oils*, though almost impossible to find, is well worth the cost. I should warn you, however, that some folks find his earthy style and ritual suggestions abrasive and shocking.

### **Herbal Meditations**

I'd like to make some comments about the art of herbal meditations since this ability is important to your advancement in candleburning.

When the recipes are taught in initiated circles, they are given out one at a time and the novice is told to meditate upon his/her recipes. The structure of this meditation is simple: (1) first get to know the individual

---

ingredients; (2) theorize about how they interact; and (3) compare the individual herbs in the recipe you are studying to their occurrence in other recipes in your possession. For example:

**Fast Luck**

*Rose*

*Patchouli*

*Juniper Berries*

**Lady Luck**

*Rose*

*Patchouli*

*Cinnamon*

Here you have two of the classic New Orleans luck formulae. As you will notice, both contain rose and patchouli; the unique factors are juniper and cinnamon. Look up each of the individual herbs in the recipes. See if you can figure out why the practitioners who formulated these recipes employed the herbs that they did. For instance, why the substitution of cinnamon for juniper — what different sort of effect should you expect? What are the functions of rose and patchouli that they appear in two different luck recipes? If you will look back over the lesson, you will also notice that rose occurs in Uncrossing oil. What is its function there, given its occurrence in these recipes for luck?

Look at the formula for Shi Shi:

**Shi Shi**

*Clove*

*Bay*

*Angelica*

Notice that bay occurs in Shi Shi and in Uncrossing oil. What does this suggest to you about the nature of bay?

As you collect more recipes during the progress of this course, you should find that your insights into their individual components will grow and grow. This knowledge of individual herbs will eventually enable you to develop your own oils and incenses for highly specialized purposes. While few authors have made much of this meditation technique, it is unquestionably the best way to learn about the oils and incenses you are using. This knowledge will also enable you to decide proportions of herbs in any given recipe. Since you will know exactly what each herb does, you can adjust any recipe to meet your needs. (See the page “Magical Herbs” elsewhere on this website.)

It is also important to think of these recipes as basic. A good cook always feels free to add a few more spices to any dish to enhance its flavor. By adding an herb or two to either of the luck recipes above, you can pinpoint an exact area where luck needs focus. This is what I meant earlier when I said you should grow to think of the various herbs as friends. Get to know all of their little idiosyncrasies and talents. The “Magical Herbs” page of this website will provide you with a comprehensive herbal encyclopedia of the magical and legendary properties of herbs and oils.

Each time we reveal a recipe in the course, I hope you will take the time to dissect it and give it a proper analysis. You might think of the various recipes as movies and the herbs your favorite stars popping up repeatedly. Some herbs are good guys; others are mean as any villain could ever be.

### ***Disposal of Materials***

Many students ask, “When I am finished with my ritual, what do I do with the leftovers?” Of course, you may retain any excess incense or powders or oils for future rituals, but your burned candles and other used materials should be properly disposed of. In the secret tradition there are two things you can do:

(1) Take your materials and put them in a brown paper bag. Then take an orange, cut it in half, and put *both* halves in the bag with the debris. Take the debris to a river and throw it in, or-

(2) Instead of throwing the bag in a river, leave it on the front steps of a church. This is not sacrilege, but rather it is felt that the church can safely dispose of such materials. Generally, a Roman Catholic church is preferred since many priests are quite knowledgeable of occult practices.

There is another method, infinitely less authentic, but much simpler, which I normally use which I find works just fine. I proceed as above, except I throw the brown bag out with my regular garbage. The most important point here is the isolation of your candleburning materials from the rest of your waste by the brown paper bag. You must remember that most of these techniques come from a more primitive time when people lived in rural settings. Therefore, it is important to update them to blend more harmoniously with the conveniences of modern life.

# Herbal Magic

## Introduction

As we discussed in *Candleburning Basics*, herbs are the cornerstones of candle magic. However, merely providing you with a dictionary-like list of herbs struck me as both boring and needlessly confusing. Therefore, I have divided the herbs into sections, roughly classified by the general area (or areas) within which they are alleged by tradition to work. Usually I provide the correct botanical name for the herbs we discuss herein to help you identify the correct species. In different parts of the country various herbs are known by diverse names. By having the formal botanical reference you may be sure of what you are getting whenever you purchase them.

Once you obtain your herbs, proper storage is an important consideration. In general, herbs should be kept out of direct light. Ideally, they must be stored in a dark and dry location. If you have toddlers around the house, it's a good idea to lock your herb cabinet since some herbs are poisonous and, if taken internally, can cause serious illness.

## Herbs for Love

When one considers the astounding number of herbs alleged to work in the area of "love problems," one hardly knows where to begin in selecting one or two. The fact that there are so many "love herbs" shows how important love is in the mind of man and in nature. Venus rules the realm of love, although not all of the herbs we will discuss come under her direct governance.

**Adam and Eve Root** is probably the most famous of all the "voodoo" love roots. It is a species of "Orchis," the genus of the orchid family. Unfortunately, this root is generally unavailable in the United States at present. Should you be fortunate enough to locate a root, anoint it with an appropriate love oil and carry it in a red charm bag at all times. The practice of anointing a root with an occult oil is very common and highly recommended by every writer in the field. Most practitioners consider roots more powerful than herbs or flowers and see them as similar in effect to candles. Roots generate a raw kind of earth energy that is focused to a specific task through the anointment process. The oil acts as a filter or lens to accurately project your desires, just like when used on candles.

**Ambergris** is not an herb. It is a scent obtained from the stomach of whales. Because whales are scarce these days, most firms only sell artificial ambergris and from the standpoint of both ecology and ritual success, these synthetic fragrances work fine. Ambergris is probably the strongest sexual compellant scent available (see also Civet and Musk), and it is the base for many well-known commercial scents worn by the general public. The term sexual compellant simply means an herb or fragrance alleged to force or "compel" sexual interaction. While there may be some argument philosophically as to whether sex and love have anything to do with each other, within candleburning tradition the two terms are interchangeable. While most practitioners recognize many different kinds of love — the love of a parent for a child, the love of one friend for another, etc., most rituals have mostly to do with obtaining romantic or sexual love. Ambergris is seldom used alone but is added to various herbs to lend power and help the other herbs exert more pressure than they otherwise might if used alone.

**Apple** and **Apple Blossom** are both associated with love. In the Judao-Christian tradition they carry the sense of "temptation" and the same meaning is implicit in candleburning tradition except without a sense of evil. Unlike Ambergris, which is very potent, Apple or Apple Blossom are delicate and only faintly seductive. They are more of an invitation than a proposition. Some practitioners have advised placing an apple on your altar when doing any sort of love ritual as a symbol of your goal.

Similar in effect to Apple Blossom are **Ash Leaves** (*Sorbus aucuparia*). The Ash tree has long been one of the most occult plants and the attributions for Ash Leaves are many. They make a fragrant addition to any love incense and are very protective. One author alleges that Ash Leaves also protect against drowning! This might lead one to consider how perfect a talisman it makes for lovers who like to make love in the shower! Ash Leaves also have a beauty secret connected with them: it is said that if you put a few of the leaves in your bath water

- they will help soften the skin and create a more youthful appearance. As with most love herbs, Ash Leaves may also be mixed with hexing herbs to deny love and attractiveness to the hexed individual.
- Bachelor's Buttons** (*Centaurea cyanus*) are particularly useful when one experiences difficulties with love or if it seems hopeless you will ever meet the man or woman of your dreams. The attribution of Bachelor's Buttons (also commonly called "Cornflowers") is "hope in love." Consequently, they make a fine addition to any incense where one wishes to overcome apparently real obstacles to romance. Bachelor's Buttons may be employed in cases of love problems — e.g., infidelity, loss of interest. They are highly spiritual in focus and tend to work less on carnal or sexual problems than on more delicate problems of love.
- Basil** (*Ocimum basilicum*), aside from being a tasty culinary herb, is also a love herb. This is strange since, according to legendary sources, Basil is associated with hatred! Here we arrive at a great mystery of herbs in that, besides containing their legendary meanings, many of them also include their opposite meaning! This may seem confusing, but with Basil, I employ it wherever I find a major obstacle to love since it works similarly to an uncrossing herb. For example, if I just had a fight with someone I loved, I might employ Basil to defuse the hatred. If I hadn't had a fight and used Basil on my loved one, then I might invoke a problem! A common way of employing Basil is to use it on your lover's food. One woman I know used this very successfully on a wandering spouse. Each night she fed him a bit of Basil and certain other herbs and very quickly his extramarital affair ended.
- Bittersweet** (*Solanum culcamara*) is a poisonous herb, being a member of the Nightshade family. Despite this association, it is said to be a strongly aphrodisiac herb when burned as part of love incenses. Bittersweet would be reserved for incenses where you wanted to "clinch" a contact. It should not be used as part of general-purpose love incenses intended to invoke a lover. The reason for this is that Bittersweet, like most sexual compellants, is non-selective in whom (or what) it brings to your door. This is why in Candleburning Basics I suggested starting with pink candles and working to red. The danger of Bittersweet, or any sexual compellant, is that they are crude in how they function and should be restricted to a limited range of operation when employed. In other words, wait until you are sure you have found Mr. or Ms. Right before you use this one! Otherwise, you could be in for some heavy surprises, none of which will probably be to your liking.
- Black Cohosh** (*Cimifuga racemosa*) is largely associated with helping to overcome the problem of sexual impotence and it was used as a tea by American Indian women for centuries to treat female complaints and for rheumatism. Unfortunately, large doses can cause symptoms of poisoning so it is not recommended for internal use except under the guidance of a competent herbal physician. However, as an additive to love incenses, it can be helpful by magically invoking the spirits of potency and fulfillment. Couples having difficulties reaching orgasm have frequently used this as an ingredient in background incenses when they are making love. Its function is to overcome fear and anger and, in this sense, has an uncrossing or unhexing function besides its association with love. Another way to use Black Cohosh is to brew a tea from it (an ounce of herb to a pint of water). Pour the tea into your bath water and soak before making love. This procedure is also said to help overcome impotence and to have aphrodisiac effects. It works equally well on men or women in this regard. If you are sneaky, pour your lover a hot bath and surreptitiously slip a dose of the tea into the water without his/her knowing. Then, sit back and wait for the action to begin.
- Looking for a thoroughly X-rated herb? Then get yourself some **Black Snakeroot** (*Sanicula marilandica*). Be careful what your herb dealer gives you, however, because Black Snakeroot is also a common name for Black Cohosh. However, we are referring here to a member of the Sanicle family. Black Snakeroot is generally used only by men. The most common way of employing it is to anoint it with a love and a power oil and carry it in a small red charm bag only at those times when one is on the hunt. To carry it during the day or at times when sex is not a desire wears out the root's potency. This is the root you carry to the disco or bar when you want a fast pickup. You can also place a bit of the root in your bath water before a heavy



date.

**Cardamom** (*Elettario cardamomum*) is a common culinary spice, but also enjoys a reputation among candleburning practitioners as a love herb. Attributed to Erzulie, the voodoo goddess of love, it makes an excellent additive for just about any romantically-inclined love incense. The trick with Cardamom is to use only a pinch because its fragrance can overwhelm the rest of the incense ingredients if it is used too liberally. It also makes an excellent charm bag herb since its influence is mellow but strong. Normally, Cardamom is not used alone as an incense, but is included among other herbs since by itself it is not particularly effective. Slipping some of it into a loved one's food is probably its most common means of employment.

Although **Chrysanthemum** is not strictly a love herb, it can be used whenever there are love problems because its traditional attribution is "cheerfulness in adversity." If you are dealing with a problem of infidelity or lost love, then this is an excellent flower to burn while trying to overcome the hurt. It is alleged to bring gentle, protective, loving vibrations your way despite your pain and, in that sense, it is a psychological healer. In many ways, Chrysanthemum acts similarly to Rose in helping to resolve love problems. Of course, Chrysanthemum is not strong enough by itself to cause a lover to return, but it can help ease your loneliness and help get your head together for a new romantic encounter.

Like Ambergris, **Civet** is an animal-derived oil, extracted from the sexual glands of the civet cat. However, most Civet oil is artificial these days since the process of its extraction results in the death of an animal. Civet is used in very tiny amounts (because of its sickening fragrance) in various perfume oils and incenses designed to command or compel love. See the entries under Ambergris and Musk for further information about the employment of such an oil. I recommend that you reserve this oil for "last resort" situations since it is so powerful and wholly non-selective in what it draws.

Some consider **Cloves** an aphrodisiac and they enjoy a wide reputation as a love herb. Actually, Clove is a compelling herb in the secret tradition and has nothing to do, by itself, with love. However, Clove is a potent additive to any incense where it is felt that force or power is required. I disapprove using compelling herbs in love situations because I view it as a form of black magic. Many practitioners, however, ignore this distinction, employing power herbs regularly. My observation has been that love or sex obtained by using commanding herbs seldom works out in the end. One love ritual suggests holding some Cloves in your hand while concentrating on a friend or lover. Then, place the "charged" Cloves into two red charm bags. Give one to your friend and you keep the other. Some practitioners say this insures a friendship or love affair. I have also heard of practitioners who charge Cloves by placing them on an altar surrounding a red candle. They carve the name of the desired individual on the candle before anointing. They allow the candle to burn down and, when it has gone out, take the cloves and place them in a red charm bag. Instead of giving the Cloves to their loved one, they secretly plant them around the loved one's home, achieving a psychic link in this way. Then they burn the remaining Cloves, one at a time, with a strong love incense, during the planetary hour of Venus. They do this each day until the loved one submits.

**Coriander** (*Coriandrum sativum*) is another common culinary herb and it is both a protection against health problems and a love potion. When used as a love potion, it is sprinkled onto food or employed as an ingredient in love incenses. Coriander is particularly recommended to those who wish to have a love affair progress, but at a slow pace. While many people want instant gratification in love, others prefer to string things along and savor every nuance and pleasure to its maximum. Coriander is also a good additive for incenses because it is protective, assuring that whomever you invoke will probably not present a major problem down the road. Because of this power, it is particularly useful for people who may not have a specific individual in mind, but who want to invoke a lover.

The problem of infidelity within a relationship is more common than one might suppose. Statistical surveys have shown that between 60 and 70 percent of all husbands commit adultery and about 50 percent of all wives! Therefore, adultery is not unusual — it is the norm. However, when it happens, an herb recommended for its control is **Cumin** (*Cuminum cyminum*). Cumin

seeds, when employed for this purpose, are powdered very fine and a bit of the powder is slipped into the errant spouse's shoes and underwear. Again, as we pointed out in *Candleburning Basics*, a little goes a long way. We shall mention other herbs herein noted by tradition to control infidelity and advise that you mix a few of them together to form your powder. One by itself may not handle the entire problem. You may also slip Cumin to the wandering lover in his/her food since it is a charming culinary spice. The effect of Cumin is to "bind" the individual to you. Sometimes it takes a while for this herb to take effect. I do not advise you to expect overnight results with Cumin, particularly since infidelity frequently proves resistant until the affair has played itself out.

In this regard, I almost never accept adultery cases from clients. In my experience, these cases are always difficult and tend to go on for months, generally requiring that the affair terminate itself before a result can be obtained. Although candleburning can help ensure that the errant spouse will eventually return, white magic rituals will not generally stop the affair itself.

The common **Daisy** is a universal symbol for innocence and the freshness of youth. A few daisies around the house will create that vibration in your space. They are particularly effective as a protection against the advances of someone you may not wish to get involved with. For example, I had a client who always placed daisies around in vases whenever a certain ex-boyfriend of hers was in town. She noticed that whenever she did this he behaved himself and didn't come on with amorous advances (which she definitely did not want). Therefore, daisies may be employed in this way. However, you may also use them to symbolize an innocent person with whom you wish to get involved. To accomplish this, place a few petals around a red or pink candle symbolizing that person on your altar.

**Damiana** (*Turnera diffusa*; *Turnera aphrodisiaca*) is probably the best-known alleged aphrodisiac on the market. Normally it is drunk as a tea or taken in capsules, but it may also be added to incenses aimed at provoking sexual encounters (as opposed to romantic love). To prepare the tea, bring a pint of water to a boil. To this add three tablespoons of Damiana herb and allow to steep for at least 20 minutes. Then, strain and drink a cup a day for two to three days and you should start to feel unbelievably horny. Damiana works equally well on males and females. One friend of mine has a variation on the tea recipe. He takes about an ounce of Damiana and allows it to soak in a bottle of brandy for two weeks, shaking the bottle thoroughly each day. At the end of this period, he carefully strains the brandy through a coffee filter and rebottles it. You might also wish to add a bit of Ginseng root to this brandy mixture. He swears it has immediate aphrodisiac effects. Personally, I haven't tried it, but since it employs a classic technique for preparing an herbal extract, I see no reason it should not be highly effective.

Probably the dream of every lover is to find a sure-fire aphrodisiac recipe that is also harmless. While there are such things as "Spanish Fly" available on the market, they are often quite dangerous and produce sexual arousal by severely irritating the urinary tract. One practitioner gave me the following recipe with a potent reputation as effective in producing sexual rapture: Take six fresh eggs, shells intact, and place them in a bottle with the juice of twelve lemons. Slowly you will find that the lemon juice eats through the eggshells. When this happens (a few weeks), take the resulting mixture, remove any remaining eggshell, and mix with a pint of fine brandy, stirring thoroughly. Take one shot glass full of the brandy about an hour before sex. I have not personally tried this technique, but several of my students tell me it works well.

**Devil's Bit** (*Liatrix spicata*), also commonly known as Blazing Star, is employed exclusively by men as a sexual compellant. One noted recipe calls for powdering some Devil's Bit and mixing it with an equal part of Camphor (now impossible to obtain) and boiling these two ingredients to form a hand wash. It is said that by washing one's hands in this "tea" one automatically obtains total control of one's loved one. However, since genuine Camphor is unavailable in the United States at present, this recipe is not particularly useful. Many practitioners carry a snippet of Devil's Bit in a charm bag, often in combination with Black Snakeroot. Although women may use Devil's Bit, it is generally considered a males-only herb. Often gay women will carry a bit of this herb, however, since legend says it attracts women to whoever possesses it.

**Dill** (*Anethum graveolens*) is noteworthy for its protective qualities, but it is also alleged to be a

powerful aphrodisiac. One author recommends that you steep an ounce of Dill Seeds in a pint of red wine for several days and drink it as a sexual tonic. Another common way to use Dill is to boil an ounce of the seeds in a pint of water and add the resulting tea to your bath water before a date. It will supposedly enhance your irresistibility. In this sense, Dill is one of the subtler love herbs in that it is felt to add an aura of attraction to your physical presence. This mysterious and beckoning power is difficult to explain until you experience it. Dill allows you to "troll the waters" for interesting fish without getting too caught up in the tide. Also, I recommend it for use by shy people who wish to have other people approach them.

**Dragon's Blood Reed** (*Geranium robertianum*), also commonly known as Herb Robert, is the Southern voodoo tradition's ultimate white magical power reed. Used in all sorts of preparations, Dragon's Blood Reed is said to work only for good despite its great power. The reed comes in a solid form and is a dark, blood-red color. To use it, you must powder it thoroughly and a dash of it can be added to practically any magical potion to provide enormous reservoirs of strength. Beyond its power or force attributions, it is also felt to be highly sheltering. You will find it in many formulas for uncrossing and protecting. It is common to use a bit of Dragon's Blood Reed in charm bags created for love and success. The major thing to keep in mind about this herb is that it is always white magical in orientation and is just as powerful as the most outrageous hexing herbs. Because of its legendary powers, most practitioners feel that there is no hexing herb that can overcome the protection of Dragon's Blood Reed. Consequently, it is essential to have some of it in your supply closet since its uses are practically limitless.

In long lists of this nature, it is difficult to spotlight any individual herbs because they all tend to blend together. However, within the folk magic tradition there are three major herbs you must be familiar with: Dragon's Blood Reed, High John the Conqueror, and Low John. You should pay particular attention to them.

**Elecampane** (*Inula helenium*) is a seldom employed love herb, but one author points out that by mixing Elecampane, Vervain and Mistletoe in equal parts that one obtains "True Love Powder." This recipe makes sense, and seems to work through the power of enchantment — that is, it casts a special, magnetic aura around you. Burn as an incense or make a tea and use as a bath. Sprinkle some True Love Powder at your loved one's house, in his/her car, etc. This recipe, however, is not out of the New Orleans tradition, which does not use the herbs Elecampane, Vervain or Mistletoe to any great extent. Vervain and Mistletoe are primarily European herbs and probably this formula comes from the European witchcraft tradition.

**Eryngo** (*Eryngium aquaticum*) is more properly called "Water Eryngo," and is known by such charming names as Button Snakeroot, Corn Snakeroot, Rattlesnake's Master, and Rattlesnake Weed. It is said that if you carry a piece of Eryngo anointed with a proper love oil that it will cause your loved one to think of you incessantly. Whether or not this is true, I really don't know. However, the legendary attribution of Eryngo implies that it is strongly psychic in effect — reaching your loved one on thought channels instead of on emotional levels. Therefore, I suggest using Eryngo in an incense or oil aimed at establishing contact with someone who is either shy or who lives at a great distance from you. Some practitioners brew Water Eryngo as a tea and drink it to restore sexual function or overcome impotence. The American Indians used it this way. However, I think you will probably find these effects long-term in nature and subtle.

The **Fig** is a fruit sacred to Pan and traditionally symbolic of fertility for both males and females.

When working a love ritual, many practitioners place one or two figs upon the altar in a small white dish. This serves as an offering to the spirits responsible for granting love or fertility. Since it would be most difficult to use Figs in an incense or powder, we employ them in this offering function. (See the similar use for the Apple that we have already discussed.)

**Gentian Root** (*Gentiana lutea*), sometimes called "Bitter Root" because of its taste, is considered a potent root for attracting love. Normally practitioners use it as part of a bath mixture for which they would prepare a tea. Gentian by itself is considered a power or "forcing" root and it takes other herbs or oils mixed with it to produce a desired effect. For example, roses,

lavender, musk or ambergris are suitable additives to help focus the root's dynamic energies. In the past few decades, **Ginseng** (*Panax ginseng*) has acquired a potent reputation in this country for its remarkable medical benefits as a tonic. Because many herbalists claim Ginseng restores sexual function in people, it is not surprising to discover that the root is considered one of the important "love invokers." Since Ginseng has always grown wild in this country, herb and root workers have long known about its effects and employ it in many ways. The most common means of using Ginseng is to select a good root, preferably one shaped more or less like a human being. Take the root and carve the loved one's name on it. Anoint it thoroughly with a powerful love oil and carry it with you at all times. If you don't wish to carry it, you can use it as an altar ornament in love rituals. You may also use Ginseng for success rituals (anointed with an appropriate success oil), money-drawing rituals, and healing. Because the root is considered entirely benevolent and strictly white magical in orientation, you really can't go wrong. Ginseng is sometimes called "Wonder of the World Root" in various grimoires. Those who have used Ginseng for health or magical benefits will understand why it has gained this appellation.

Among the fabled so-called "aphrodisiacs" is **Grains of Paradise** (*Aframomum melegueta*), sometimes referred to as "Seeds of Paradise." To brew the aphrodisiac, bring two pints of water to a boil and put in an ounce of seeds. Allow to steep for about fifteen minutes. Grains of Paradise also has strong luck connotations and makes a suitable addition to any incense or charm bag designed for that purpose.

**Hazel Leaves** (*Hamamelis virginiana*) carry the traditional connotation of "reconciliation."

Therefore, it is easy to see why it is a common additive in potions aimed at reconciling two people after arguments or romantic problems. Hazel Leaves may also be added to one's bath water for this purpose, which is probably the subtlest means of employment. When used as part of an incense, combine very mellow love herbs with it and I suggest a blue or pink candle. This is not a "forced" reconciliation, but one that may come slowly and subtly. To force reconciliation, we would use different herbs since any question of forcing automatically comes under the heading of commanding and compelling herbs and involves a different process. In the area of romantic problems, forced reconciliations are only temporary in effect. Consequently, it is best to settle for a gentle botanical such as Hazel Leaves to accomplish your purpose.

Speaking of a forcing herb, **Honeysuckle** (*Lonicera capifolium*) conveys the sense of "bonds of love." Since Honeysuckle is an ingredient in Bend-Over oil, one of the more potent commanding oils (also one of the sneakiest), it is obviously quite powerful. When using Honeysuckle you will notice that it is very sweet, almost sickeningly sweet, and this is why it is deceptive — because behind that sweetness lies an iron fist. The fragrance of Honeysuckle is misleading which is how it accomplishes its goal. It throws the person it is used on off-balance by the innocence of its aroma, creating an opening for unexpected effects to occur. Most practitioners agree that Honeysuckle incense or oil by itself is very effective in working on the problem of infidelity.

**Jasmine** (*Jasminum officinale*) is well-known, even to the uninitiated, for its love attributes. It is used as the basis of many perfumes worn by women and it is said to be very attractive to men. This is probably so because I once had a class with only men in it. I passed around several bottles of oil (one of them Jasmine). Every man in the room picked the bottle of Jasmine as his favorite — as the one which "most turned him on." Since Jasmine appears in so many love recipes we will study, it is important to understand that it is an herb of seduction. A seduction herb is one that plays upon the sexual dimension of love more than upon the romantic. Of course, Jasmine appears in romantic oils and incenses, but always as a minor ingredient. As you increase the level of Jasmine in a recipe, you raise the sexual potential of its effects. In many ways, Jasmine is akin to Patchouli in how it operates, but it is far safer to use than Patchouli. Jasmine's fragrance is earthy and exotic and its effects are normally swift and obvious. Try wearing a little Jasmine oil the next time your boyfriend is around and watch what happens. As a rule, men do not use Jasmine as part of their love rituals. This floral scent

is reserved for the ladies.

**Laurel** (*Kalmia latifolia*) is a traditional flower given to brides to ensure a happy and fruitful marriage. Whether this is so, I don't know, but Laurel has a rich history of associations, all of them positive in nature. The basic attribution of the herb is "glory." While this is not a true love herb since it does many other things, it is unquestionably a positive benefactor. A few Laurel petals added to an incense or powder would not hurt and could tend to be beneficial. Adding Laurel to a love incense or powder attaches a sort of "screen" or protection against any undesirable entity your ritual may invoke. This is always a danger when performing a blind love ritual — that is, where you don't have anyone specifically in mind and enact a ritual to attract someone into your life. All too often I have seen a totally wrong kind of person invoked by a love ritual because the practitioner did not consider the exact nature of whom he/she was looking for. By not specifying your desires, you may assume that just about anyone who happens to be horny at the time you cast your spell may come knocking on your door. Consequently, practitioners frequently include certain protective or mellowing herbs (like Rosebuds and Lavender) in love potions. This protects against lesser psychic entities who wish sexual gratification without any form of relationship. Of course, there may be some reprobates who get off on such encounters, in which case they should select only the raunchiest herbs and oils as ritual ingredients.

We have already discussed **Lavender** herein and mentioned it in *Candleburning Basics* as an ingredient in Uncrossing oil. Lavender is cleansing and protective in nature and shields from bad vibrations. For this reason, I recommend it to those looking more for romance and relationship than for a quick sexual encounter. Lavender is a multi-purpose herb used for uncrossing, love, and money drawing, since it has associations in all three areas. It is primarily a benevolent spirit, although attributed by some authors to "mistrust." Its action in this area is not to create mistrust, but to banish it. Lavender figures in such incenses as Peace and Peaceful Home and is considered particularly efficacious in helping with love problems in a marriage or relationship.

**Lemon** or **Lemon Blossoms** are also helpful in love. The Lemon itself is associated with zest and activity while Lemon Blossoms are helpful in bringing infidelity to an end. Lemon is also employed in certain luck recipes where it works as a "catalyst." By catalyst, I mean an herb or oil that is fiery in nature and sets other herbs in motion. A good example of this is Cinnamon, which stars in dozens of oil and incense recipes. By itself Cinnamon doesn't amount to much, but placed in combination with other herbs, it triggers tangible action. The trick to using Cinnamon or Lemon in a recipe is to use just a little; otherwise, the fragrance will overwhelm the other herbs and render them less effective.

**Licorice** is a commanding herb alleged to help with love problems. Said to control infidelity, the ancient Egyptians used it as an aphrodisiac. They brewed a tea of the root that they drank before making love. Since its reputation has come down through history, there must be something to this. Used magically, however, you powder the root very fine and either burn as incense or slip some into the wayward spouse's shoes or pockets. Since a couple of my friends have tried using Licorice in this manner, I can attest to the fact it works. Often it is employed by adding some powdered Licorice to a preparation such as Stay at Home or Unfaithful powder. I'll describe both formulae in later lessons.

**Lignum Aloes** is very difficult to find, but it is a widely used additive to love incenses. According to legend, Lignum Aloes was the one tree to leave the Garden of Eden along with Adam and Eve and, for this reason, it is considered a particularly sacred tree. Its wood is exotically fragrant and lovely when burned. Although it is rare to find a source for Lignum Aloes, from time to time it does appear on the market, often at steep prices. However, only a bit of Lignum Aloes is used in a love incense and consequently even an ounce of the stuff can last a long time. The magical attribution of Lignum Aloes is that it invokes very high spirits to your altar to help you accomplish your objective. Lignum Aloes is a King of Herbs since it is far more potent than the other fragrances we have discussed for working on spiritual levels of love. Lignum Aloes is not a passion inducer, but rather is highly protective of love in its

loftiest and finest sense. However, you may make Lignum Aloes x-rated through the other herbs or oils you mix with it. For instance, if you poured a bit of Musk, Civet and Ambergris oils on it then burned it, you would definitely have a potent sexual invocation agent. However, because of the inclusion of the Lignum Aloes, you would have certain protections built into the incense that would keep any out-and-out creeps from responding to your spell.

**Lilac** is a delightful fragrance to use on someone who has just lost a lover or who is broken-hearted. Practitioners select Lilac for this purpose because its traditional attribution is "return of lost happiness." Obviously, Lilac has several possible uses outside the love arena, and practitioners employ it whenever they deal with someone who is unhappy, for whatever reason. Lilac is not a commanding oil and is not useful in terms of invoking a lost lover back to one's side. However, it can help lift gloom and doom vibrations from someone who has been jilted, preparing them for a new encounter, perhaps with the old lover or perhaps with someone they don't yet know. A person who is depressed, down, and uptight is hardly a likely sort of person to attract love. Lilac is used in these cases to convert negative vibes to positive, making the person more attractive and likely to reach happiness.

**Lily of the Valley** (*Convallaria majalis*) is very similar in use and meaning to Daisies, discussed above. It is also used similarly to Lilac above since practitioners say it raises one's spirits, particularly after an unpleasant love affair. I have often used Lily of the Valley oil and incense with clients undergoing divorce proceedings. I find it brightens their mood and seems to filter out some of the upset.

**Lime**, surprisingly enough, carries the attribution of "conjugal love" and some traditions consider it one of the sexiest fragrances. In general, however, it should only be used by men to attract women. This is a Caribbean oil and it is used prevalently in those cultures for both love and luck. Since there are many lime-scented after shaves and colognes on the market, it is easy to obtain and use. However, some practitioners have noted that Lime is only effective in tropical climates and will not be particularly potent in northern areas such as the northeastern United States. Folks in the Sun Belt may find it very useful, however.

**Lovage** (*Levisticum officinale*) is a European herb, but freely available in the United States. In the European witchcraft tradition, many Books of Shadows call for using Lovage as the love herb par excellence! Normally a practitioner brews it as a tea and adds it to his/her bath water. However, it also makes a great floor wash for any sort of love ritual or before a party or social gathering. The New Orleans tradition views Lovage as very sensitive and impressionable, able to absorb the magical intent of the user. By this I mean that if you meditate or concentrate carefully on the loved one while holding some Lovage, it will accept the vibrations you send into it. In this way it becomes "charged" with your intent or objective. Consequently, we classify it as a psychic herb. In a sense, all herbs have this potential, but some are more "impressionable" than others. Lovage is perhaps the most receptive to your desires of all the love herbs, except for Rose Buds.

**Maidenhair** (*Adiantum pedatum*) is an herb traditionally ascribed to Venus, goddess of love, and is used exclusively by women. Brew a tea of this herb and add to your bath water. One noted author suggests wetting a bit of the Maidenhair and carrying it with you in a small red charm bag when you go out for a social evening. Several books on the subject of herbs claim Maidenhair emanates an irresistible vibration to males.

Candle workers use the charming **Marigold** (*Calendula officinalis*) to create and remove jealousy. Like many herbs, Marigold is a "twisting" or "reversible" component in that it does two totally opposite things. I shall describe this idea in greater detail in following lessons. Sufficed to say here that if there is someone who is terribly jealous, then Marigold oil or flowers may be very beneficial in helping to exorcise the green-eyed monster from them. If you wished to make someone jealous who wasn't, then Marigold would also accomplish this! Since several herbs have a "twisting" potential, this is a very important concept for your studies. In future lessons we will discuss several instances of how the twisting principle works and why.

Sitting on your spice shelf right now is one of the strongest love herbs. Attributed to Venus,

- Marjoram** is a common culinary herb and a frequent addition to love incenses and oils. It is considered a strong protection herb too, with some authors claiming that it has aphrodisiac properties when used in food. This latter claim, however, is doubtful — although at various points in history Marjoram has been considered a fairly hot herb. If you sprinkle a little powdered Marjoram in each room on the night of the full moon, a lover will appear before the next full moon. It's certainly worth a try!
- Mint** is a common addition to love incenses and its effect is spiritual as opposed to carnal. Practitioners agree that spirits go crazy over the scent of Mint. Many practitioners keep a little white dish of Mint Leaves on their altars as an offering to the spirits. While white spirits find Mint charming and refreshing, according to legends baneful spirits find it repellent. Hence, to make certain that evil spirits find no welcome in your magical environment, I suggest keeping a few Mint Leaves lying around. This guarantees your temple stays clean of invasive entities who might seek to impede your growth or success. This strikes me as an exceedingly inexpensive protection against paranoia. See also the various descriptions of Herbs for Power and Protection, hereinafter.
- Mistletoe** (*Phoradendron flavescens*) is a legendary love herb, but actually it isn't a love herb at all! As the supreme magical herb of the ancient Druids, Mistletoe is a protective commanding/compelling herb. The symbolic act of kissing beneath the Mistletoe has more to do with protecting and blessing the lovers than with the invocation of love. Banishing and exorcism are the primary qualities ascribed to Mistletoe and you should keep this in mind when devising an incense or powder for those purposes.
- Musk**, like Civet and Ambergris, is an animal oil and its magical potency is notorious, particularly in New Orleans voodoo circles. It is a commanding/compelling oil, specifically in the sexual area. It is connected to domination and power and, although Musk has enjoyed enormous commercial success on the mass market, it is not particularly effective for invoking sex unless mixed with other herbs or oils. When you consider the many love oils that employ Musk you will see that its magical influence is considered without peer in the sexual arena.
- Myrtle** (*Myrica cerifera*; *Myrtus communis*) has connotations of love and fertility and its effect is both protective and healing. Therefore, practitioners frequently employ it to remedy love problems. It is not, however, a commanding or controlling agent and won't do much to remedy infidelity except that when added to an infidelity potion, Myrtle strengthens it and lends the blessings that only Myrtle can provide the practitioner. When using Myrtle oil, only use a tiny bit because its odor is intense and will overpower the rest of your herbs. Legend has it that Venus used Myrtle as a douche and as a skin wash to enhance her seductive abilities. One author even suggests that it has aphrodisiac qualities when you brew the leaves as a tea, but this is doubtful.
- Orange Blossoms** make wonderful additions to any love incense from the standpoints of both fragrance and effectiveness. Again, Orange, like Lime and Lemon, comes from Caribbean traditions and may not work well in extreme northern climates. It is important to note that many practitioners have discovered that certain herbs do not translate well magically from one climate to another. For example, herbs that are effective in Africa or Haiti seem to have no effect in the United States and vice versa. For this reason, when the slaves came to the United States in the 17th century, they were forced to translate the herbal knowledge they brought from Africa into trees, herbs and shrubs found in their new location. Ironically, the herbs that are most universal are the poisons. The ashes of Orange Blossoms make a fine love powder. After you burn a few petals, take the ashes and sprinkle them near your intended's home (preferably inside). They create a magnetic, seductive effect that insistently (and consistently) reminds him/her of you.
- Orris** (*Iris germanica*, *Iris florentina*, *Iris pallida*) is sometimes called Yellow Flag. The root of the Orris is one of candleburning's strong power sources for invoking love. Orris Root is available either whole or powdered and both forms have their uses. The powder is particularly helpful in incenses while the whole root is effective as a focus point for any love ritual. Many practitioners suggest that Orris Root alone is sufficient to cast a potent love

spell. To use it, obtain a red or pink candle and anoint the root with a love oil. Burn the candle for about an hour each day with the root in front of it. At the close of each day's ritual, take the Orris Root and put it in a red charm bag that you make or purchase. Carry it with you until the next day's candle-burning. At the end of seven days, take the piece of Orris Root and place it on an incense charcoal and let it burn. Save the ashes and put them into the red charm bag. Take a new piece of Orris Root, anoint it with the love oil you used on the burned root, and place it into the charm bag with the ashes. Carry this bag with you until the next New Moon and bury it at midnight in front of your loved one's home.

The common garden variety **Pansy** (*Viola tricolor*), also called Heartsease, is another of the psychically-oriented love herbs. The traditional attribution is "thoughts or thinking of you." Hence, a few petals from the flower are a fine addition to any love incense where one is seeking communication. This is a great flower to use on strangers to get them to notice you. You may use the ashes of Pansies similarly to the uses for Orange Blossoms and Orris, described above.

Despite its name, **Passion Flower** (*Passiflora incarnata*; *Passiflora edulis*) is not a particularly lusty herb. In medieval Europe, Catholics thought of the herb as a perfect depiction of the Passion of Christ. Jeanne Rose, in her book *Herbs and Things* says: "The corona was the crown of thorns; the five sepals and the five petals symbolized the ten Apostles; and the other parts of the flower represented the nails and the wounds." The magical influence of the plant is protective and calming and practitioners particularly recommend Passion Flower when there are problems in the home. It is said to attract friends and harmonious relationships while, simultaneously, banishing negative vibes and beings from your space.

Next we come to one of the trickiest and most useful of the many herbs we will discuss. **Patchouli** (*Pogostemon cablin*; *Pogostemon patchouli*) is a very important love herb and yet a noted practitioner once told me, "I don't get it. Personally, if I wanted an herb to really screw up a relationship, Patchouli is the one I'd choose." And he was right! The legendary attributions connecting Patchouli to the area of love are rather dubious but understandable. Patchouli is an herb of manifestation, a materializing fragrance. It is earthy and pungent. In fact, in some New Orleans circles, Patchouli is considered the strongest black magical herb going. But why all of this controversy and misunderstanding about Patchouli? The answer is simple: Patchouli is both a hexing and a materialization herb. Like certain other herbs we will discuss here, it has absolutely no conscience ... and this is what makes it tricky. You learned in *Candleburning Basics* that Patchouli is a common additive in luck incenses and oils (Fast Luck and Lady Luck) so clearly it isn't totally evil. On the other hand, I neglected to mention that in several traditions Patchouli is considered an adequate substitute for Graveyard Dust (some call it "Goofer Dust") in hexing recipes. Patchouli's job is to make things happen; to bring results down to earth quickly and powerfully. However, it is a tricky spirit and, unless you employ it with caution and in proper balance with other herbs to control and/or focus its power, you can invoke devastation upon yourself! My personal advice is to reserve use of Patchouli until you feel totally grounded in herbal knowledge. Interestingly,

Patchouli burned by itself is not particularly dangerous. It is when you start mixing other herbs with it that you can land yourself in hot water.

For marital problems, several sources recommend **Pennyroyal** (*Mentha pulegium*). Generally, however, it is only used by women to reign in a philandering male. However, control of infidelity is only one of Pennyroyal's uses. It is an herb of harmony and attunement, so putting a little Pennyroyal on a blue or yellow candle is helpful in times of domestic unrest. It can also be used to soothe problems between parents and children. Lavender oil is also very effective in this regard and can be used interchangeably with Pennyroyal.

**Periwinkle** (*Vinca major*; *Vinca minor*) is another of the love herbs said to help promote or inspire friendship. Consequently, it is usually used in love rituals designed to draw attention of someone to oneself in the very early stage of a relationship. Its function is more about communication than love, but it is traditionally listed as a love herb because "intimate communication" is the legendary meaning of Periwinkle. Practitioners employ Periwinkle in



situations where there may be problems arising between two people to keep them from getting better acquainted. Sometimes this takes the form of distance, interfering parents or friends, or other impediments that intervene between people. Of course, severe problems might require a commanding potion to remove them. As often as not, however, Periwinkle can bridge gaps between people without having to resort to commanding or compelling rituals that are at odds with the true meaning of a love ritual. Periwinkle works slowly and subtly to dissolve barriers and bring people together. Do not expect overnight results, however. Instead, look for a long-term, steady improvement

Just as Periwinkle is useful in getting love started, **Quassia** (*Picraena excelsa*) is alleged to "preserve" love once you've obtained it. One old spell calls for obtaining a bit of a loved one's hair and burning it with some Quassia chips. Save the ashes in a bottle and so long as the seal on the bottle remains unbroken, the lover will remain loyal. We employ Quassia as an ingredient in incenses or oils when a relationship is having difficulties to remove negativity and preserve the positive elements between two or more people.

**Rosebuds** are the primary flowers ascribed to the goddess Venus and, as such, you will find Rose specified in recipe after recipe. Roses always work benevolently. Rosebuds and rose oil are not so much love attractants as they are symbolic representations of love itself. Therefore, whenever Rose appears in a recipe, its function is less active than passive. The other herbs or oils mixed with Rose define the specific nature of the love you wish to invoke. You can never go wrong adding Rosebuds to a love incense. Also, plain Rose oil is extremely effective for anointing one's altar candles in love, luck and uncrossing rites.

Besides being a common household spice, **Rosemary** (*Rosmarinus officinalis*) is helpful in controlling infidelity, but it may also be used for several other purposes. You might think of Rosemary as somewhat like "cement." Its effect is to bind things or people together in a gentle, loving way. Some legends also note that by making yourself a small pillow and stuffing it with Rosemary you can induce prophetic dreams and visions! Other authorities insist that Rosemary is mostly associated with luck. In other words, Rosemary is strictly a positive herb and works psychically or unobtrusively to bring love to you or to eliminate unpleasantness between lovers. Most traditionally, practitioners sprinkle Rosemary into the food of an unfaithful individual.

Another important herb said to resolve love problems is **Rue** (*Ruta graveolens*). Rue is associated with purification and I particularly recommend it as an additive for an incense or oil where one is setting out to look for love without anyone special in mind. The reason for the inclusion of Rue is that it protects the petitioner against unworthy lovers and automatically prevents an unwise choice. Rue is a potent "attracting" herb — that is, it has a magnetic ability (strictly white magical) which "pulls" good things to you. For this reason, we use it in recipes other than for love — *e.g.*, for success or money. It may be used to help attract worldly or spiritual blessings, and is also prescribed for healing potions. Burned by itself, Rue does nothing. It must be mixed with other positive herbs to take full advantage of its attraction abilities.

**Sage** is similar in meaning and use to Rosemary and has the same general meanings. However, Sage is much stronger and many consider it a commanding and compelling herb. One may also employ Sage as a hexing herb and it is included in such potions as Black Arts and Zombi. While Rosemary is helpful in controlling infidelity over the long haul, Sage is generally used when Rosemary fails to accomplish the job. Sage is an ingredient in Stay-at-Home Powder, a New Orleans super potion for keeping lovers faithful. Some American Indian tribes regard Sage as a sacred herb that is thought to banish evil spirits. This is another example of a "twisting" herb — *i.e.*, an herb that has both positive and negative connotations — that we'll discuss in greater depth in later lessons.

**Sarsaparilla** (*Smilax officinalis*) is regarded as a potent aphrodisiac since it contains both testosterone (the male sex hormone) and estrogen (the female sex hormone) in their natural states. To prepare the alleged aphrodisiac, soak an ounce of the herb in some wine or brandy for two weeks. Then, strain and allow the herb to dry thoroughly. Grind the leftover herb into a powder and mix with a combination of Frankincense and Myrrh. You drink the wine or brandy, a shot a day, for two weeks as a sexual tonic. You burn the incense once a week to stimulate the sexual levels of self.

Women who are having difficulties with wandering mates might be well advised to carry **Skullcap** (*Scutellaria lateriflora*) on their person at all times to secure a man's fidelity. A pinch of powdered Skullcap may also be slipped into their shoes or pockets when you suspect they are on their way to a big date because Skullcap allegedly makes a man undesirable in the eyes of other women! Alas, men, it doesn't work for us guys in the same way. This herb is strictly for employment by women. Another herb which may only be used by women and has the same effect as Skullcap is **Senna** (*Cassia marilandica*).

Practitioners use **Snakeroot** (*Aristolochia serpentaria*) to cause a "psychic divorce" from someone who is bothering them or from a former lover whom they no longer care about. Obtain a bit of their hair or a personal article and burn it with some Snakeroot. Take the ashes and bury them when you are through. This simple ritual is supposed to keep the individual from bothering you and works similarly in effect to Lost and Away Powder and Get Away Powder that we'll discuss in another lesson. You might try powdering the Snakeroot and putting some in each of your shoes because beyond its abilities to banish unwanted pests, it is also said to lead one to money! How's that for an idea?! Get rid of someone you don't like and get rich in the process? But be careful: there are many different kinds of Snakeroot on the market, so be sure to specify "Virginia Snakeroot" and give the correct Latin botanical name when ordering.

**Southernwood** (*Artemisia abronatum*) is also known as "Lad's Love." This is a simple love charm you can carry to both attract love and protect against negative vibrations. Anoint a piece of Southernwood with an appropriate love or protection oil and carry it with you in a red charm bag. Southernwood is not strictly a love herb nor is it really a protection herb. However, its traditional attribution is "jest and bantering" which makes it a "good times" herb in every possible sense. Boiling a tea of Southernwood and using it as a floor wash before a party is an interesting experiment that you might try. Watch for changes in behavior in some of your friends at the party. You may be in for some surprises — all of them pleasant.

**Spikenard** (*Aralia racemosa*) is another herb commonly used to halt infidelity. Either sex may use it to good effect. Normally Spikenard is brewed as a tea (about an ounce of herb to a pint of boiling water). The tea is then used to anoint personal objects, photographs, etc. of the adulterous party. You may wish to anoint the bottoms of his/her shoes, etc. Another common use is to make a doll and stuff it with Spikenard to control infidelity. Normally we would place purple candles at the head and feet of the doll. We anoint these candles with Unfaithful oil or with essential oils derived from herbs we have discussed for controlling unfaithfulness between partners.

One of the most famous (or infamous) herbs from the European witchcraft tradition is **Vervain** (*Verbena officinalis*). We will discuss Vervain in great depth in the last lessons of this course, but sufficed to say here that its primary attribution is "enchantment." Though not strictly a love herb, we often employ Vervain in love recipes because of its mysterious and magical powers. A touch of Vervain oil worn to a party either alone or in combination with other essential oils is a sure-fire inducement for magical things to happen. Using Vervain as a floor wash before a party (similar to Southernwood, discussed above) is a fascinating experiment that I'm sure you'd enjoy.

**Yerba Mate** (*Ilex paraguariensis*) is a noted Paraguayan aphrodisiac, but it merely contains a mild stimulant, about as effective as tea or coffee. However, when added to love incenses, many practitioners insist it will inflame lust in others! Its influence is strictly carnal and Yerba Mate should only be employed by those who are more interested in sexual gratification than in a relationship.

**Discussion.** In the preceding pages we have discussed several different love-associated herbs. You will notice that the herbs break down into two broad categories: Love Attraction and Love Problems. Within each category are various gradations of power or force that permits you to select precisely the right combination for what you wish to accomplish. While I have not attempted to list every love herb known in tradition, I think I've selected a representative cross-section for your consideration. Also, it has been my observation that these are the herbs used repeatedly by skilled practitioners. I have omitted more esoteric herbs, which are difficult or impossible to obtain.

Let's now look at a few classic New Orleans recipes for love incenses and oils to see how these ingredients work in combination.

### Lovers

*Musk*  
*Civet*  
*Ambergris*  
*Patchouli*

We have discussed all of the individual ingredients in the Lover's formula, and obviously this recipe is very strong. When preparing as an oil, go light on the Civet or it will overwhelm the rest of the recipe. Personally, I'd use 50% Patchouli, 30% Musk, 10% Civet, and 10% Ambergris. When preparing as incense, since Musk, Civet and Ambergris are only available as oils, I'd put a few drops of each onto a Patchouli powder base. Or, I would obtain some red bamba wood incense base powder and put a few drops each of Civet, Musk, Ambergris and Patchouli oils on it. No matter how you make it, the effect will be the same.

**He's Mine**

*Orange Blossom*  
*Jasmine*  
*Musk*

This is the recipe of a classic love-commanding incense from the New Orleans tradition. Study the herbal ingredients to see why this is such a potent love oil.

**Goddess of Love**

*Rose*  
*Mint*  
*Musk*

Notice how often we see Musk appear in love oils. Because Musk is a commanding oil, how do you think it would work in combination with Rose and Mint? While Rose and Mint might make a good love oil all by themselves, what does the addition of the Musk accomplish?

**Follow Me Boy**

*Vanilla*  
*Rose*  
*Jasmine*  
*Piece of Coral*  
*Gold Glitter*

As our last love formula for discussion in this chapter, I've chosen Follow Me Boy. Many books describe this as a potion related to legal problems and their solution and, despite its ingredients, this is correct! New Orleans practitioners created Follow Me Boy at a time when the major customers of the voodoo priests and priestesses were prostitutes and madams. Follow Me Boy is both alleged to attract business to prostitutes and keep them from harm or arrest. The Rose, Vanilla and Coral all work to protect the prostitute while the Jasmine pulls in the business. Note also the inclusion of gold glitter, often added to these recipes as a symbol for money. Since prostitution is a business, it was proper to add this golden ingredient to the recipe. Properly prepared, this oil should always have a piece of coral in the bottle.

You will not find Vanilla listed above because it has more to do with luck than love and we will discuss it under that section of this lesson. Some practitioners, however, feel that Vanilla functions very similarly to Musk when mixed in love or luck potions and that its proper attribution is as a commanding oil.

***Herbs Associated with Power, Commanding, Compelling, and Protection***

Although power, commanding and compelling herbs and oils are not considered black magical in

intent, I would be doing you a grave disservice not to mention that they come very close to the edge. The moment we seek to alter, impel, impede, or in any way manipulate the will of another person, we are working black magic.

Just as you wouldn't appreciate someone meddling in your life, you must realize that if you choose to intrude upon another's path there are prices to pay. Whenever I teach these arts, I'm always chary of discussing the forcing herbs, roots and flowers because I know my cautions about their use usually go unheeded. But I want to make this crystal clear: if you choose to use commanding and compelling herbs to disrupt another person's life, you will pay a hefty price. Although you may get your way in the present, I guarantee you that down the road, when you least expect or want it to happen, you will incur a threefold penalty for anything you inflict.

The only positive use for power herbs is for protection, so we'll focus most of our discussion on this application. However, again I caution you that if you misuse the protective capacities of oils, roots and herbs for illicit purposes, eventually there will be that threefold payback.

An example of the misuse of protection formulas might be using them to protect a criminal from capture.

**African Ginger** (*Zingiber officinale*) is considered one of the more protective herbs and it has a feisty personality. Many practitioners use Ginger in love and money or success incenses or oils because the effects of Ginger are strictly white magical; that is, its potency is only released under positive conditions. There is no way to use Ginger for black magical purposes. Ginger is what we call a "catalyst" — an herb or oil that makes things happen. Its spicy, tangy flavor is emblematic of how it manifests magically — full of energy and verve.

**Agrimony** (*Agrimonia eupatoria*) is a protection herb with some commanding abilities in terms of banishing negative spirits. Its protection function is multi-purpose and works like a deflecting shield to "reverse" a wicked spell or vibe that someone may be sending your way. A lesser-known use for Agrimony is in incenses of praise or gratitude that you burn to thank the spirits for their services in your behalf. "Thankfulness" is one of the traditional ascriptions to Agrimony. A bit of this herb is often added to charm bags for protection, although I think that High John, Low John, or Dragon's Blood would be stronger in effect.

**Agueweed** or **Boneset** (*Eupatorium perfoliatum*) is another protection herb and one author advises the following incense recipe to stop most hexes:

---

4 oz. Patchouli  
4 oz. Agueweed  
2 oz. Myrrh  
4 oz. Frank incense  
4 oz. Betony  
1 oz. Saltpeter

Many practitioners claim that **Althea** (*Althea officinalis*), also called Marshmallow, is a particular favorite of white magical spirits when burned as part of an incense. Additionally, it makes for a very gentle commanding oil since its traditional meaning is "persuasion." Normally Althea is not burned alone, but almost always in combination with other herbs. For instance, a mixture of Althea with Apple Blossoms and Rosebuds makes a subtly forceful love incense.

**Angelica** (*Angelica archangelica*; *Angelica sylvestris*; *Angelica atropurpurea*), also sometimes called "Archangel," is a sacred flower in many traditions. You will probably recognize it as an herb in the formula for Shi Shi (Chinese) given in Candleburning Basics. Angelica is extraordinarily protective and many concur that it will keep bad spirits from one's home or room by its mere presence. Brew a tea of Angelica and use as a bath or floor wash. Some practitioners sprinkle a bit of Angelica tea at the beginning and close of each ritual service they conduct, as a combination blessing and banishing gesture.

Though you may not enjoy its foul, acrid smell, **Asafetida** (*Ferula foetida*) is an extremely strong protection herb. Nicknamed alternately "Devil's Dung" and "Food of the Gods," Asafetida has a wide reputation in tradition as a protection herb, but has particular repute as a muscular banishing agent. Many might assume that evil spirits are attracted by foul-smelling

substances, but this is not always the case. For example, Sulfur (often called "Brimstone" in magical texts) is the most common and strongest banishing ingredient, yet it smells awful when burned.

**Balm of Gilead** (*Populus candicans*) is from the balsam poplar tree and is noted to be lovingly protective, particularly in romantic matters. Balm of Gilead also has healing connotations according to traditional sources. In some parts of Europe, particularly Italy, people regard Balm of Gilead as a potent shield against the "Evil Eye." Consequently, one might safely assume from the above that Balm of Gilead is particularly effective in countering psychic attacks. Because love is a psychic involvement between people, it is easy to imagine how a baneful vibe or spell cast between them could be shattering. Since nothing spawns jealousy and hatred more than love and/or success, you may be certain that there will be those who seek to destroy what you have built. Balm of Gilead is a wonderful way to keep them from causing harm.

Of all the herbs from the Southern tradition said to be powerfully protective, **Bay Leaves** (*Laurus nobilis*) wear the crown. In any protection ceremony, or in rituals aimed at power or commanding, Bay Leaves will always play an important role. Notice that Bay occurs in both the formulas for Uncrossing Oil and for Shi Shi (Chinese), both of which are considered potent banishing and protection formulations. Very often when I perform an uncrossing ceremony I will circle the candle representing the person being uncrossed with Bay Leaves. This provides a high wall between the person being uncrossed and the negative vibes that are affecting him or her. Crumbling a Bay Leaf and putting it into almost any recipe will add the elements of both force and protection. In some traditions, I should note, Bay is regarded as a hexing herb. While one may use it in this way (by focusing its power through inclusion of baneful herbs), we do not recommend this type of deployment. When using Bay in an oil or incense, go easy with it because its scent is strong and can overpower the fragrances of other herbs.

**Benzoin** (*Styrax benzoin*) was long considered the most secret of New Orleans power herbs. Benzoin is a gum or balsamic resin and has a slightly fragrant odor, but one that is not particularly noticeable. Traditionally, Benzoin is not burned alone. Rather, it is added to other herbs to amplify their energies (or to "combine" their diverse energies) into a smooth arrow aimed at a particular target. Benzoin is considered sacred to the planet Mercury and we employ it in incenses and oils aimed at communication or improving the thought process. It is considered highly psychic in nature and is a component in many sacred high-church incenses. The essential attribution of Benzoin is "purification" and, as such, it should not be mixed with hexing herbs under any circumstances. Very often, adding a strictly white magical herb to hexing herbs causes them to cancel themselves out and become ineffective. Just as you would not add red pepper (*Capsicum*) to a friend's coffee, it would be equally inappropriate to append an uncrossing or protection herb to a hexing potion.

**Betony** (*Stachys officinalis*; *Stachys betonica*; *Betony officinalis*) is another well-known unhexing herb and is frequently added to uncrossing oils and incenses or carried by itself in a red charm bag. Betony protects through its banishing action though it is somewhat weaker in impact than Brimstone or Asafetida. In some ways it works similarly to Low John, discussed below.

Yes, folks, even wicked old **Bilberry** (*Vaccinium myrtillus*), sometimes called "Huckleberry" or "Blueberry" is usable as a protection herb. The traditional attribution associated with Bilberry is "treachery." While it makes an incomparable hexing herb, it is what we call a "twisting" or "reversible" herb and can protect as well as inflict. Normally, this herb is reserved for situations where a close friend or relative has somehow offended you or destroyed a trust. When used as part of an uncrossing or protection ritual, Bilberry does not inflict a hex upon the guilty party, but instead sees to it that the effects of their treachery do not reach you.

Another nasty herb, **Bindweed** (*Ipomoea pandurata*) also has the potential both to inflict and reverse hexes. The traditional attribution for Bindweed is "to extinguish." I think it is obvious from this meaning how it works as a hexing herb, but it can also have an "extinguishing" effect on black magic sent at you. According to traditional sources, Bindweed works like a wet blanket to smother the evil intentions of others. Normally we use it as an ingredient in a powder which we sprinkle around the premises of either a person we wish to hex or a person who is hexing us. Do not use Bindweed as an ingredient in incenses since it does not emit the sort of vibration you want to have hovering around your temple.

For those of you about to undertake a voyage by sea or water, tradition recommends **Bladderwrack** as particularly protective. Just put a bit in a charm bag that you carry upon your person and add a little to each of your pieces of luggage.

**Bloodroot** (*Sanguinaria canadensis*) is another of the New Orleans tradition's most potent unhexing

roots. It is a common ingredient in protective charm bags and it has mostly to do with the enhancement of respect. Several practitioners allege that if you carry a piece of Bloodroot on your person that people will always treat you with affection. While I doubt that this is really true, it does imply to the practitioner that in cases where a person is treated disrespectfully or unkindly, Bloodroot might provide an effective counter force.

**Borage** (*Borago officinalis*) is traditionally associated with "courage." It is easy to see how this could be a convenient ingredient in potions aimed either at conquering fear or protecting against aggressive intentions of others. Since greed and a desire to control motivate all black magicians, they often employ tactics of fear in their manipulations of those around them. Black magicians are totally unable to share and while they sometimes make good business people, they never make good friends. Because they often exert power by vicious attacks on those they seek to control, Borage can help deflect whatever infamies they may throw your way. As a double bonus, it will bounce their evil straight back at them. According to some sources, Borage is also considered effective in uncovering dishonesty, although this is not its primary function. Carrying a little in a charm bag could prove helpful if you feel that you are somehow under the spell or influence of an evil magician.

We have already discussed **Brimstone** (*Sulfur*) to some extent herein. I think it is evident that it represents a strong banishing ingredient, but I should point out that it is not an everyday ingredient in incenses. Instead, Brimstone should be reserved only for the most severe of hexed conditions. Brimstone is a peerless commanding and compelling tool and this is how it accomplishes its protective tasks. However, it would be downright foolish to add it as an ingredient in a commanding and compelling incense or oil because it's just too darned strong to use that way. Keep this one in reserve to counter truly demonic attacks.

Many practitioners have noted that **Broom Tops** (*Cytisus scoparius*), sometimes called "Scotch Broom," is effective in countering poltergeist activity that may surround you. To this end we normally brew it as a tea to use as a floor wash, mopping vigorously in those areas where poltergeist phenomena occur. According to legend, it acts like a "broom," sweeping away such baneful phenomenon. Broom, however, has another traditional attribution — "humility." In this sense, Broom is a spiritual offering by the practitioner and invokes only positive spirits. A bit of Broom may be added to any incense of praise or thanks for benefits received from spiritual planes.

The sweet little **Buttercup** (*Ranunculus acris*), sometimes called "Bachelor's Buttons," is traditionally associated with "ingratitude." Consequently, we employ them in situations where we have done something for someone who promptly turned around and stabbed us in the back. This is not a particularly powerful herb in that it is not a commanding or compelling herb. Buttercup is a gentle purveyor of "karmic judgment" — that is, it invokes those spiritual levels that judge humankind. By adding Buttercup flowers to an incense, you assure that it is not you passing judgment on another. Instead, you are invoking those spirits responsible for weighing the deeds of humanity to judge the actions of the person who is attacking you. Keep in mind, however, whenever asking for justice or judgment to befall another, you'd better have a clean slate yourself!

**Calamus** (*Acorus calamus*) is another name for Sweet Flag, and is considered a controlling herb in the Southern voodoo repertoire. We may use Calamus by itself, but more commonly in combination with other herbs, since its action is nonspecific. For example, if I wanted to control infidelity, I might mix some Calamus with herbs specifically designed to work on that area.

**Caraway Seeds** (*Carum carvi*) are considered very protective, particularly in the area of health. Carrying a few seeds in a charm bag or adding them to an incense aimed at uncrossing someone with health problems is a typical use for Caraway.

**Carnations** are frequently evident at funerals and next to sickbeds. Tradition says they inspire healing and some herbals ascribe Carnations to "pride" and "beauty." Carnation is often included in healing incenses and oils since it is thought to be particularly beneficial for someone laid low by illness. Carnation's specific effect is recovery of health and self-esteem. They are also useful in alleviating aftereffects of a black magical attack or chronic crossed condition.

**Cascara Sagrada** (*Rhamnus purshiana*) is a defensive herb noted to be particularly effective in protecting

against legal or health difficulties. Under no circumstances should one use any of the legal-aid herbs as a replacement for competent legal advice, however. Rather, you can employ them to help your attorney by focusing positive energy behind his efforts in your behalf. This advice relates also to healing herbs: Don't use Cascara Sagrada as a replacement for a doctor! Practitioners use Cascara Sagrada in many ways, particularly as a bath and floor wash. Interestingly, the medicinal use of Cascara Sagrada is as a laxative! Apparently it cleans things up for you on several levels. (Be careful if taking internally. The bark must be aged at least a year before it you can safely ingest it. Otherwise, it can inflict severe nausea.)

Despite its wide reputation, **Cinquefoil** (*Potentilla tormentilla*) is not the strongest of protection herbs. Knowledgeable practitioners use it primarily as an "insurance policy" against the intrusion of hexes. We accomplish this by secreting pieces of Cinquefoil around the house, under furniture, over door transoms, between mattresses, etc. This, we believe, will ward off any evil. In the New Orleans tradition, many practitioners hang a piece of Cinquefoil (also called "Five Finger Grass") over their beds. We could also brew a tea for use in a floor wash and bath. Keep in mind, however, that Five Finger Grass would not be strong enough by itself to lift a hex once it has taken root. It could, however, keep you from getting hexed in the first place if you employ it as suggested above.

**Clove** (*Eugenia caryophyllus*) is a commanding and compelling herb, said to work particularly in the area of love. See our comments under Love Herbs, hereinbefore.

**Comfrey Root** (*Symphytum officinale*) besides being a marvelous tonic for the system, tradition considers it a protection for travelers. Placing some in your luggage or carrying a sprig upon your person is considered excellent protection while away from home. Unlike Bladderwrack, its effectiveness is not limited to voyage by sea.

**Curry Powder** is considered strongly protective and has a magical potency roughly equivalent to Asafetida. Curry, besides being protective, however, is another of the "twisting" herbs and some practitioners use it to cast hexes.

We've already discussed **Devil's Bit** under Love Herbs, but it has many uses as a commanding/compelling herb. You may focus it to invoke love, luck, or success, depending upon the oil(s) you use to anoint it. It is also protective in nature and works similarly to Low John, discussed below.

Are you pretty sure you've been lied to? Then **Dogbane** (*Apocynum androsaemifolium*) should expose the liar. Associated with deception and falsehood, Dogbane is a "twisting" herb. You can use Dogbane for removing and creating deception, but it's not a toy for beginners. Be careful when using Dogbane. It is a conscienceless herb and despite the image of the faithful and devoted "dog" it connotes, its herbal personality is far from loyal. In general, this herb is only employed for black magical purposes. Those wishing an herb or oil that will expose deception safely might instead choose Violet oil or incense, which does the same job, but without the inherent unpredictability of Dogbane.

Although we've discussed **Dragon's Blood Reed** under Love Herbs, technically it is a commanding-uncrossing-protection herb with few rivals in terms of its alleged potency. However, we should point out that this is a basic and essential herb so you should always have some on hand because of its countless uses.

Of all the plants deemed obnoxious to black magicians and witches, there is none more famous than **Elder** (*Sambucus canadensis*). The most common way to employ it is by brewing it as a tea and using as both a bath and floor wash. It works similarly to Cinquefoil, but is considerably stronger. The traditional meaning of Elder is "compassion" and it is precisely this virtue that flips out black magicians, who understand nothing about either compassion or love. By confronting the black witch with the power of love, he/she is disabled from doing further harm. Tradition classifies Elder as a commanding herb, but it influences others with great subtlety. One traditional spell suggests writing the name of someone you wish to influence on a piece of parchment in Dragon's Blood Ink (if a love ritual, use Dove's Blood Ink). Place a few chips of Elder Bark or a few Elder Berries on the parchment and burn it on an incense charcoal. Divide the ashes into seven equal parts. Each night at midnight for seven nights you should bury some of the ashes near the home or apartment of your loved one. You may also, if you can, sprinkle a bit of ash inside the loved one's home.

**Elm Bark** (*Ulmus campestris*) is a protection herb with a highly specific assignment because it is alleged to stop slander and malicious gossip. Elm Bark, when employed to stop libelous accusations, is normally used to stuff a doll representing the person committing the slander. Make the doll with brown fabric/purple thread. Ideally you would prepare it at the planetary hour of Jupiter. If you wish to burn candles around the doll, see the rituals for justice in later lessons for suggested arrangements and oils.

**Eucalyptus** (*Eucalyptus globus*) is particularly protective in the area of health and practitioners recommend it to speed recovery for those who are ill. As a charm against disease, it is usually carried in a ouanga bag on one's person. You may use leaves of Eucalyptus similarly to Bay Leaves, but they are not as general in their protective abilities as Bay. If using Eucalyptus oil in an incense or oil, go light with it as it will overpower other herbs with its strong and penetrating fragrance.

**Fennel Seed** (*Foeniculum vulgare*) represents another of the "twisting" herbs. Many practitioners mistakenly believe that Fennel Seed is essentially protective and many use it in love potions. To some degree this is okay, but Fennel is essentially a muscular controlling herb and is better used for hex-reversing than for protection. Fennel is protective in the sense that we use it in combination with other herbs to rid our premises of baneful spirits. By itself, however, it is not particularly effective and its personality is such that it is not especially trustworthy. When employing Fennel in any potion, start with just a few seeds and build from there if you do not get results. However, keep in mind that Fennel can twist suddenly and unexpectedly on you and because of this most practitioners use other, less ornery herbs. In my experience using Fennel Seed, I find its impact is primarily psychic; that is, it hits its victims on psychological, emotional and spiritual dimensions and we influence Fennel's particular effects by the other oils or herbs mixed with it.

**Foxglove** (*Digitalis purpurea*) is traditionally associated with "insincerity." As such, it is employable similar to Violets since practitioners believe it can expose a liar or thief. If you believe someone is being insincere with you, stuff a doll representing that person with Foxglove and watch for reactions. Make the doll of brown fabric/purple thread. The brown fabric (as with Elm Bark above) represents a petition for justice, while the purple thread stands for commanding or compelling. Add to this combination the highly specific Foxglove, and you probably can evoke honesty from the person you suspect is prevaricating. I have used Foxglove several times with spectacular results. I find that the usual effect is that the liar trips him or herself up by "accidentally" spilling the beans in your presence.

In the New Orleans tradition, there are two ultimately important power roots. **Galangal** (*Alpinia galanga*), commonly known as "Low John the Conqueror," is only slightly less powerful than the so-called "High John the Conqueror" root (Jalap) which we'll discuss below. When I lecture on these arts, I normally spend one whole class on Jalap and Galangal because they are versatile and used in many different kinds of procedures. I have already discussed the idea of roots as similar to candles in that practitioners consider "roots" as power sources. Leafy herbs and flowers, on the other hand, are focusing agents for the root's power.

This is not to imply that there aren't many very powerful herbs (as we have already discovered), but a root carries with it a whole string of remarkable properties. Galangal and Jalap are particularly associated with helping one out of legal difficulties and accomplish this through very devious means. Galangal always reminds me of a serpent in the way it acts. It never proceeds in a straight line and always brings surprises to your rituals. Galangal is difficult to work with because of this unpredictability. By unpredictability I don't mean that it is unreliable, but I do mean that it nearly always acts in unexpected ways. By anointing Galangal with any sort of oil (including hexing oils) you create a powerful agent for effecting change. Often practitioners carry anointed Galangal Roots in purse or pocket and place this "personal root" upon the altar during love, luck, and success rituals. Galangal oil is readily available from essential oil suppliers and provides a potent additive to any incense or oil. One word of caution: Proceed with a drop or two at a time. Galangal is similar to Ginger in action, but much stronger and more general in its effects.

**Garlic** (*Allium sativum*) is well known to movie buffs as a protection against vampires. Again, like other strong-smelling herbs such as Eucalyptus, Asafetida and Brimstone, Garlic protects through scent. A clove of Garlic hidden in your bedroom is said to safeguard while sleeping



and prevent bad dreams. Placing a clove of Garlic in a charm bag you produce for protection is a good idea. Also, include Garlic in doll stuffings for healing rituals.

Another of the classic purification and banishing herbs is **Hawthorn** (*Crataegus oxyacantha*) and normally we apply it in floor wash form. It is said to be nearly as strong as Elder and in various times it has earned different attributions. The Romans saw Hawthorn as symbolic of marriage, but modern herbal practitioners identify it with "hope." Because of its alleged effectiveness in restoring hope and good spirits, several authors recommend Hawthorn for uncrossing procedures.

If you've had an argument with someone and wish to renew your friendship, **Hazel** (*Hamamelis virginiana*) comes highly recommended, due to its traditional ascription of "reconciliation." To use it, add Hazel to an incense or use to stuff a doll representing the person with whom you wish to reconcile. For this purpose, we make the doll of either white or pink fabric/blue, white or pink thread. Another way to employ Hazel is to powder it and, if possible, sprinkle some around the premises of the person with whom you are arguing. Several folkloric sources claim that this will quickly lessen hostilities between you.

**Holy Herb** (*Eriodictyon californicum*), sometimes called "Yerba Sante," is an evergreen shrub prevalent in the western United States. Practitioners consider Holy Herb as extremely protective and to possess uncrossing abilities when used as a bath. Holy Herb is also a psychic herb and some practitioners use it to facilitate contact with the dead. To use it for this purpose, one author recommends sprinkling some powdered herb on the grave of one you wish to contact and he/she will appear to you in your dreams. Another common use is to brew a tea and, as the steam rises off the boiling water, state your desire aloud. According to legend, the vapor will carry your wish to a higher spiritual plane where helpful spirits will intercede in your behalf. I have experimented with Holy Herbs in this way without much success. I have, however, obtained interesting psychic "ripples" which suggest that in combination with other herbs this might be an effective technique.

**Holy Thistle** (*Cnicus benedictus*) is also a protection herb and we use it similarly to Broomtops. Holy Thistle, sometimes called Blessed Thistle, is normally used as a floor wash. It makes an excellent day-to-day household purification herb. Holy Thistle is also used as a doll stuffing in uncrossing rites. I have personally obtained great success using Thistle as an herbal base to which I add various uncrossing and protection oils. After adding the oils I want, I stuff the doll. Thistle seems to have remarkable abilities as a conveyance and amplifying vehicle for oils of a positive nature.

**Horehound** (*Marrubium vulgare*) is a protection herb and probably received this status due to its notoriety as a tonic for the system. Practitioners use Horehound in the same ways as Bay, but Horehound is not quite as strong. Personally I have never used Horehound in a ritual, so I can't vouch for its effectiveness.

Now we come to **Jalap** (*Ipomoea jalapa*) which is better known to practitioners as "High John the Conqueror Root." High John is the strongest white magical root within the New Orleans tradition. It is similar in effects to Galangal (Low John) except that it works much more directly and exclusively for good. While Galangal tends to be "sneaky," Jalap works "head-on," without detour or deviation. Many practitioners would consider a white magic ritual incomplete if it did not include a piece of High John on the altar. Jalap oil is available from some herbal suppliers, but make sure you are getting the essential oil and not a chemically mixed version. Of all the herbs you don't want to be synthetic, Jalap is the one! Practitioners use High John uncross, in success and love rituals, and as a supreme symbol of protection. Like Low John, we normally anoint this root with an appropriate oil to focus its energy and more often than not carry the root in a pocket or purse. High John is a commanding/compelling root without peer. Personally, I like to work with just High John and Low John oils when uncrossing and protecting because they do such an admirable job. We may use both Galangal oil and Jalap oil on any color candle, except we never use Jalap with black candles. Galangal doesn't mind black candles and because it is another of the "conscienceless" herbs, has hexing potentials. However, employing either High or Low John

in black magical rituals will ordinarily prove problematic because at base, both herbs are positive in orientation.

We have already discussed **Marjoram** under Love Herbs, but it is important here to emphasize its protective qualities, particularly in the area of love. Some Marjoram with a drop of High John and Low John oils makes an excellent protection powder or incense for couples whose relationships are threatened in some way. One author recommends putting Marjoram in the corners of each room and renewing it once a month at the New Moon to completely protect your premises. (However, if a hex or crossed condition is already in effect, Marjoram by itself will probably not be powerful enough to lift it.)

**Masterwort** (*Heracleum lanatum*) is a power herb with the alleged ability to grant strength and courage to its user. Traditionally, we powder a bit of the herb and put in each shoe before any sort of meeting or event requiring courage or inner strength. Athletes might find Masterwort the ideal herb to slip into their footgear before a competition. Also, performers have used Masterwort to help calm "stage fright." Masterwort has additional protective qualities and in some ways is similar to Dragon's Blood Reed in effect, but Masterwort is less potent as a general protection vehicle than Dragon's Blood.

Similar to Masterwort in terms of subtle effects is **Mimosa Pine** which practitioners say inspires courtesy when burned as incense or employed as a powder. You may use Masterwort oil to anoint purple candles to command others to treat you courteously. It works by developing sensitivity and tolerance in those it is used upon. It accomplishes a similar effect when used as an ingredient in stuffing a doll. Carrying a bit in a charm bag on your person is also said to force others treat you with respect and appreciate the things you do for them.

We discussed Mistletoe under Love Herbs, but this sacred herb of the Druids also has remarkable abilities to protect those who use it. In terms of its protective abilities, see our comments under Holy Thistle, because **Mistletoe** works similarly and we employ it in the same ways.

If you can't find any Masterwort, then perhaps you'll find some **Motherwort** (*Leonurus cardiaca*) which is just as powerful as a protective agent. It has also been said that Motherwort attracts love, so many practitioners include some in their bath herbs to accomplish this function. Motherwort is an appropriate name for this herb because its protective powers often remind practitioners of an overly concerned "mother." By the way, a major problem with using protection herbs of any sort is they often will "protect" you in areas where you don't want protection! For example, I once prescribed some protection herbs for someone to help shield him from some loan sharks who were after him. While carrying the herbs, he noticed that he had to give up his sordid sex life and was no longer able to obtain illegal drugs, no matter how hard he tried. So, if you use protection herbs, make sure you realize that as the price for the protection you may have to clean up your act in unexpected ways.

**Mullein** (*Verbascum thapsus*) is useful for purposes of protection and to enhance courage. It also has definite black magical functions. As a protection herb, however, it is particularly effective in alleviating recurring nightmares or paranoid thoughts. To accomplish this, practitioners make a pillow for themselves that they stuff with Mullein and sleep with at night. You may also throw a bit of powdered Mullein between your mattresses to achieve the same effect.

**Oak Leaves** have been traditionally associated with bravery and courage in the military and so too in the herb and oil arts. Oak Leaves make a delightful addition to incenses. We often include them in charm bags or doll stuffings aimed at granting a client (or yourself) additional courage and stamina. This is another great tool for athletes to work with. I've met more than one sports enthusiast who has powdered some Oak Leaves and put them in his shoes before a major competition.

The **Palma Christi Bean** (*Ricinus communis*) is more commonly known as the Castor Bean from which Castor oil is derived. Practitioners consider Palma Christi to be very protective and it supposedly can absorb black magical attacks. When employing for this purpose, renew the beans each month because that is about how long each bean is effective as an accumulator of baneful vibrations. To dispose of the contaminated beans, either burn it or bury them at the end of each month. Most commonly the bean is an ingredient in a protection charm bag and you may use Castor oil to anoint white or purple candles.

**Pine Needles** have a connotation similar to Oak Leaves in that they are felt to induce greater courage

and to be highly protective. Personally, I have found Pine oil is exceptionally useful in uncrossing procedures. Since Pine incense is available everywhere, it provides an easy way to protect your home merely by burning some each day. Pine oil is one of the ingredients used to pull people off drugs because practitioners perceive drug addiction as a weakness in character which Pine allegedly overcomes. Some authors theorize that Pine invokes the quality of "pity," not in its negative sense, but in the sense that it draws accommodating spirits to help you.

**Quince Seed** is another protection herb, but with two particular areas of alleged potency. First, it is a bang-up protection against accidents and therefore we recommend it for accident-prone individuals or for travelers. Also, it has the additional tradition meaning of "temptation." In this sense, we can use Quince to protect someone against falling for temptation. To do this, we either put a few seeds in a charm bag or use it as an ingredient in a doll stuffing.

**Rowan** (*Sorbus acuparia*) is a protection herb from the European witchcraft tradition and is similar to Pine in its protective abilities. One traditional recipe for Rowan calls for finding two small pieces of the wood and tying them together into a cross using red or white thread. You should make several of these crosses and keep them hidden around your home or carry one on your person in a red flannel bag. The advantage of Rowan crosses over protection herbs like Marjoram or Palma Christi Bean is that you needn't replace the cross each month because it retains its powers indefinitely.

**St. Johnswort** (*Hypericum perforatum*) is an "emergency first aid" protection herb. Use it at times of sudden flare-ups or unpleasantness in your environment. Practitioners say it works instantly to reverse negativity. Its particular realm of influence is to quiet animosity or arguments between people. Keep a bit on hand and, when an argument flares, anoint the St. Johnswort with Peace oil (or an essential oil with tranquilizing powers) and carry it on you during the argument. It works similarly to Palma Christi Beans in that has an ability to "absorb" bad vibes.

**Slippery Elm** (*Ulmus fulva*) is another of the highly focused protection ingredients because tradition says it is particularly effective in controlling gossip or slander. I have used Slippery Elm leaves (you can also use the bark) for this purpose and found that it works beautifully. However, you must realize that if someone does not like you, while you'll probably stop their bad-mouthing with Slippery Elm, it will do nothing to alter their attitude toward you. To do that you would need to use uncrossing herbs.

Are you looking for a particularly potent banishing herb? Then **Sloe Berries** (*Prunus spinosa*) are an excellent choice. A species of Plum, we often mix Sloe with other incense ingredients to banish demons and/or negative vibrations. Many practitioners add one or two of these berries to an uncrossing oil to lend it additional power.

The common garden variety **Snapdragon** carries with it the traditional attribution of "presumption; NO" and as such is used to control people who presume too much, trample upon your feelings, or waste your time. Just place a few in a vase whenever your pushy friend comes over and watch for a change in their attitude. Taking a few petals and placing them in your shoes is another use for Snapdragon which practitioners say will protect you while on the streets. Snapdragon is a protection flower, and a strong one at that. While it doesn't have the power of Dragon's Blood or Bay to reverse hexes, it is highly protective to guard against a hex landing on you in the first place.

Many New Orleans recipes call for the addition of **Storax** or **Styrax**. This is just another name for Benzoin, which we discussed above.

**Tobacco** is traditionally associated with "peace" and tranquillity. Consequently, we frequently employ it in rituals aimed at that objective. The reason we particularly recommend Tobacco for this purpose is that it is an herb of Mars and, as such, has massive power and force behind it. Tobacco smokers know that the herb relaxes them and that is why they use it. The same effect is evident when a bit of Tobacco is added to an incense or oil. Tobacco is also alleged to be particularly efficacious in soothing legal problems.

Sitting on your spice rack right now is one of the most commonly employed herbs for protection and enhancement of courage. **Thyme** (*Thymus vulgaris*) is a favorite with the spirits and encourages positive vibrations and activities. Use similarly to Masterwort.

**Tormentil** (*Tormentilla erecta*; *Potentilla tormentilla*) is another of the noted protection herbs from European witchcraft. Frequently a bit is carried on one's person, which is said to confer full spiritual protection. Some practitioners also imply that it is a commanding herb with a very diabolic action. For example, if someone is bothering you, write their name on parchment or brown paper in Dragon's Blood Ink and wrap the parchment around a piece of Tormentil. Bury the parchment and Tormentil in the ground. You should find that every time the individual attempts to annoy you that he/she will encounter all sorts of annoying problems themselves. Eventually they get subconsciously trained to avoid you similar to the way that Pavlov trained his dogs. All they know is that every time they cause you a hassle, they invoke all sorts of bummers into their own lives. Eventually they'll probably start avoiding you. Given the way people treat each other these days, it's a good idea to keep several pounds of this herb nearby!

We have already discussed **Violets** (*Viola odorata*) to some extent. Gerard, in his massive herbal, says that Violet is associated with "honesty" and "truthfulness." As such, it makes an excellent anointing oil for a ritual aimed at getting to the bottom of things or designed to pull the truth out of someone. We would use it to anoint a purple candle representing the person whom we think may be lying to us.

**Discussion.** The above herbs, to some extent, all have uncrossing abilities. We will discuss uncrossing herbs later.

Let's have a look at a few power recipes from the New Orleans voodoo tradition to see how some of the herbs described above are employed:

#### **Commanding and Compelling Oil**

*Patchouli*  
*Vetivert*  
*Lime*  
*Bay*

We have discussed Patchouli, Lime and Bay herein and will describe later under uncrossing herbs. However, I think you already understand enough to figure out how these ingredients work together to "command" or "compel" a situation. In preparing this oil for most purposes, I would use 50% Patchouli, 20% Bay, 20% Lime and 10% Vetivert.

There is another formula for Commanding and Compelling oil that is perhaps more commonly employed which calls for:

#### **Commanding & Compeling — Alternate**

*Allspice*  
*Orris*  
*Patchouli*  
*Sandalwood*  
*Clove*

Personally I prefer this formula because I believe it is more subtle. The first recipe, while authentic, does not strike me as having the proper balance of herbs. The inclusion of Sandalwood (which we will discuss later) lends a strongly white magical orientation for the recipe without in any way deflecting or reducing its powers. This second recipe would most likely be employed for compelling love and luck. The first recipe is more appropriate for coercive purposes.

#### **Dragon's Blood Crystal Bath**

*Small piece of Dragon's Blood Reed*  
*1 drop Cinnamon*  
*1 drop Mint*  
*Rock Salt Base*

To make Dragon's Blood Crystal Bath, which is considered powerfully protective and to have remarkable uncrossing abilities, get some rock salt and add the remaining ingredients, mixing thoroughly. Put a teaspoon to a tablespoonful of this "brew" into your bath water each day for seven days. Note especially the inclusion of Cinnamon which provides a strongly positive catalyst for the rest of the ingredients. Also of interest in this recipe is the inclusion of Salt which has been used for centuries for banishing and exorcizing demons. Within the Haitian voodoo tradition, magicians sometimes create "zombies" (the living dead). If a zombie contacts salt, it automatically moves outside the control of its master and becomes completely unmanageable. So, if you plan to create a zombie, better hide the salt.

### Fiery Wall of Protection

*Dragon's Blood Reed*  
*Frankincense*  
*Myrrh*  
*Salt*

Although we have not yet discussed Frankincense or Myrrh in great detail, they are commonly employed in incense and oil recipes. I include this recipe here to again illustrate the employment of Dragon's Blood Reed in combination with salt. Fiery Wall of Protection is a famous New Orleans protection recipe and we use it as both powder and incense. It also makes a fine bath formulation and oil for anointing purple candles.

**Goddess of Evil**  
*Iron Filings*  
*Low John (Galangal)*  
*Pinch of black horsehair*

I include this hexing recipe for two reasons. First, it illustrates what I meant before about how we can employ Low John in a crossing formula. However, the recipe also illustrates the use of unusual items other than herbs or oils that are frequently a part of traditional folk recipes. We use Goddess of Evil as a powder, but never as incense. You definitely do not want this potion's bad vibes hovering in your space.

When we review the hexing herbs in hereinafter, you will notice that many of them also appear among the Power and Protection herbs we have just discussed. The reason for this is that power is a neutral force. It is neither positive nor negative. You might think of it as the engine of a car in that power herbs will take you anywhere you want to go, for good or evil. Of course, a few power herbs are strictly white magical in orientation and we cannot use them for baneful purposes. However, most power herbs are very versatile in how we can apply them.

### **Herbs for Luck & Success**

In essence, all luck and success herbs have a white magic focus and work in almost the same way, although some luck herbs are more oriented toward specific areas than others. For example, there are herbs that allegedly attract money, some are of particular use to gamblers, others supposedly remove obstacles to success. The latter category consists of power herbs which push back negative vibes or blockades to your progress. For this reason, we frequently add a power or commanding herb to incenses or oils created for success or money drawing to intensify their potency. Be careful to select a non-twisting power herb if you wish to try this. Otherwise, you might end up in worse financial shape than when you started out!

The **Acorn** (*Quercus alba*) is the seed of the oak tree and is traditionally associated with luck. Within the New Orleans tradition, a common practice used to be to hollow out an acorn, fill it with liquid Mercury (quicksilver), then seal the hole with wax. Unfortunately, because liquid Mercury is extremely toxic, this is not a good idea. However, symbolically the power of the Acorn stays almost the same with or without the quicksilver. Substituting gold or silver glitter would be as effective as quicksilver without the health-threatening side effects.

**Alfalfa** (*Medicago sativa*) is another traditional luck herb, particularly employed in incenses and

powders. Alfalfa is especially associated with money-drawing and one ancient legend suggests that keeping some Alfalfa in the closet spares one from poverty. However, as Plato wisely observed centuries ago, "Poverty is not the absence of goods, but rather the overabundance of desire." This important spiritual truth is one you should keep in mind whenever you are broke and unable to obtain the things you want. Because Alfalfa is so abundant and inexpensive, I have often recommended it to clients whose budgets do not allow large expenditures for oils and candles. I normally suggest they make a doll representing themselves from green fabric/purple thread and stuff it with Alfalfa. If they can afford it, I suggest they add a drop or two of Success oil or a mild commanding oil to the stuffing. If this is outside the budget, then I recommend they mix some Pine needles with the Alfalfa.

**Allspice** has a wide reputation as a luck herb, but is more a catalyst (similar to Cinnamon). Allspice receives its reputation as a luck or money-drawing herb because it often appears in luck recipes. It allegedly works well in the area of love and is an ingredient in such New Orleans recipes as Love and Success, Prosperity, and Stay-at-Home Powder. Additionally, Allspice functions on psychic planes and stars in prophetic dream formulas such as the classic Aunt Anna Wishbone. Allspice's psychic action is not usually revealed outside initiated circles, but it is an extremely important idea. As a rule, incenses and oils employing catalysts such as Cinnamon, Allspice, and baneful *Capiscum* tend to work on high spiritual planes, for good or for evil. By "psychic" I mean that they tend to affect the thoughts of those upon whom we use them. For example, including Allspice in a success recipe would likely bring luck or success in the form of a sudden brainstorm or inspiration.

Another highly psychic herb is **Bergamot** (*Citrus aurantium*). It appears in many success and prophetic dream recipes since practitioners think it attracts "luck through intuition." Whenever you use Allspice, Bergamot, or any of the psychic herbs, pay careful attention to any off-the-wall hunches which occur to you during your ritual. Don't forget the example of my student who figured out the correct lottery combination then failed to play it. Anything that occurs during the conduct of a ritual involving psychic herbs requires your close attention.

**Bistort** (*Polygonum bistorta*), sometimes called **Dragonwort** and **Snakeweed**, is another money-drawing herb. You may add a pinch of Bistort to any money-drawing incense or powder.

Another traditional use is to sew a small green cotton (or silk) charm bag and fill it with Bistort, adding a drop each of Allspice and Juniper oils. Carry the bag with you, particularly when you are at work or in a situation that might bring you potential profit.

**Buckeye** (*Aesculus hippocastanum*), commonly called the Horse Chestnut, is another of the luck herbs. A common practice is to carry a Buckeye anointed with an appropriate luck oil. Or, use a few Buckeyes on your altar top as a decorative garnish for money-drawing or luck rituals. Many centuries ago, people carried Buckeyes to ward off arthritis and rheumatism, but we doubt this is a valid use. Similar to the Acorn, a Buckeye may be hollowed out and filled with gold or silver glitter for added impact.

**Chamomile** (*Anthemis nobilis*; *Matricaria chamomilla*) is an herb particularly associated with gambling luck. I once had a student who was a member of a bowling team in New Jersey. In class he asked if there was anything I could suggest which would improve his bowling score. I prescribed a series of baths using Crown of Success oil before each tournament and recommended that he wash his bowling ball once a week with Chamomile tea. New Orleans gamblers often use Chamomile as a hand wash before card or dice games because they believe it attracts luck, particularly when money is on the line. You might also use it as a bath before playing cards with the boys (or girls) and delight your friends by winning all their money! Interestingly, I have noticed that if more than one person in a gambling game uses luck oils or washes, they tend to cancel themselves out, leaving everyone even. So, before you start gambling, better ask the other people at the table if they took this course. At least one author points out that in the European witchcraft tradition Chamomile has the attribution of "energy in adversity." This is why we sometimes employ Chamomile as an herbal ingredient in uncrossing potions, particularly if someone has been drained by his/her crossed condition of energy or drive.

Students having a rough time in school should learn about **Cherry Blossoms**. Traditionally carrying the attribution of "good education," Cherry Blossoms are also associated with honesty. Students having difficulties adjusting to school or who find it hard to concentrate might

anoint the center of their foreheads and temples with Cherry Blossom oil before sitting down to study. Also recommended for this purpose are Hermes Incense and Concentration Oil.

**Clover** (*Trifolium pratense*) is a well-known luck herb in many traditions. The fabled "four-leaf clover" is a common symbol of luck; however, it might be wiser to burn the four-leaf Clover than to carry it. A Clover flower placed in a luck incense should enhance the power of the recipe. The problem with Clover is that it is so widely employed as a luck talisman that it is usually ineffective because its power is overworked. It is my observation that if too many people in the same area use the same procedures, their results tend to be weakened.

**Frankincense** is probably the most widely used of all incenses. It is known by several traditions to be a particularly lucky incense and you can find packages of Frankincense in any dime store. While there is no question that Frankincense is a potent white magical fragrance, the problem is that too many people are using it at any given time, thereby lessening its power. Despite this limitation, I personally like to work with Frankincense as an ingredient in money-drawing recipes. I find that anointing green candles with Frankincense oil is sometimes effective; also, purple candles with Frankincense oil can occasionally help to uncross money and/or luck problems. Again, the major problem is that Frankincense is too commonly used to be effective by itself.

**Gum Mastic** is similar to Frankincense and, again, the problem with it is how commonly it is employed. However, don't lose heart because there is a way to take Frankincense and Gum Mastic and make them potent again. To do this, you assume that either resin can form a solid white magical base to receive other oils. For example, in the recipe for Money Drawing Powder:

**Money Drawing Powder**  
*Frankincense (or Gum Mastic)*  
*Heliotrope*  
*Tonka*  
*Gold Magnetic Sand*

To make this powder, I would get some Frankincense or Gum Mastic and onto it I would pour a few drops each of Heliotrope and Tonka oils. I would then add some gold magnetic sand (or gold-colored plastic tinsel) to the mixture. In this way I am employing Frankincense (or Gum Mastic) as a receptor to "convey" other herbs. Women may use love oils with either Frankincense or Gum Mastic because both are associated with the male principle. That is, both are considered male in orientation. (Frankincense's legendary sidekick, Myrrh, is considered female.) A mixture of Frankincense and Myrrh implicitly contains the male and female polarities in balance. Both Gum Mastic and Frankincense accomplish the same things, but Gum Mastic is cruder than Frankincense in its effects. Also, its odor is far less pleasantly fragrant than Frankincense.

**Heal-All** (*Scrophularia nodosa*) or Figwort has the same meanings and uses as Chamomile. It makes an excellent bath or hand wash for gamblers and some suggest that drinking the tea promotes luck.

**Irish Moss** (*Chondrus crispus*) is a success herb which works on a long-term basis for your benefit. Most commonly it is placed under rugs or furniture where it will not be detected. Personally, I would not use just Irish Moss alone as a success powder. Instead, I'd mix it with a few other herbs plus a catalyst (Cinnamon or Allspice) to create a much stronger powder. If money is what you are primarily after, it wouldn't hurt to include a shredded dollar bill in the recipe too. However, don't forget that defacing currency is a Federal offense, so make sure when you are shredding the buck no one is looking. Shredded money is also frequently added to money-drawing incenses. You can even roll up a dollar bill and stick it into a jar of a money-attraction oil to strengthen it.

**Job's Tears** are a common New Orleans voodoo root said to be highly effective in attracting luck to their possessor. To use them, count out seven roots and anoint each with an oil representing your desire. (For example, if you want luck in finances, use a money oil; if you wish luck in love, use a love oil, etc.). After you have anointed the seven roots, pick them up one at a time with your left hand and place them in your right hand. Concentrate intensely on the image of your desire as you do this. If you wish, you may look at a photograph, a stack of money, an advertisement for a new car, or whatever. Carry the seven Job's Tears in a red charm bag for seven days. By the end

of the seventh day the means to your goal should be at your disposal. This may not mean that you will have all the money you need, but you should at least open an avenue toward obtaining your desire. As I pointed out in *Candlemaking Basics*, magic can only provide you a potential or possibility for success. It is up to you to seize the opportunity magic presents and make it real.

We've already learned that **Juniper Berries** (*Juniperus communis*) are in Fast Luck incense. Juniper Berries are connected in legend to Jupiter, the god of good fortune and success. They are also associated with male virility and enhance sperm production in some men. I sometimes use Juniper oil by itself to anoint green candles and find this works well. However, despite its luck connotations, Juniper is essentially a power herb that works dramatically in the area of luck.

**Lemon Verbena** (*Lippia citriodora*) is an herb we've already seen as an ingredient in Uncrossing oil. It is a traditional luck herb and can convert bad luck to good according to traditional sources. One noted author writes that Lemon Verbena has potential as a separation powder to divide lovers. I suspect this attribution is false because, in all the recipes I have, none employ Lemon Verbena as anything except a positive, protective, and cleansing luck herb. Since Lemon Verbena operates similarly to Chamomile, it would make an excellent hand or floor wash. You might, however, consider adding a drop of Allspice oil to your Chamomile or Verbena floor wash to turn it more fiery and effective.

Another famous New Orleans luck root is the so-called **Lucky Hand** (*Salap*). Lucky Hand Root relates to Adam and Eve Root in that both are species of the Orchid family. Normally, we anoint Lucky Hand Root with a strong luck oil and carried in a green or red charm bag. Some gamblers string bracelets of Lucky Hand Roots which they wear around their wrist while paying cards or dice.

**Mojo Wish Beans** are African beans that sometimes come onto the market in the United States. Mojo Wish Beans measure about two inches in diameter and are black on the outside with a white, meaty center when split. Mojo Wish Beans are considered "accumulators" of desire. That is, you can mentally project your goal into the receptive bean. By carrying it in your pocket or purse and handling it occasionally during the day, the bean supposedly becomes strongly "charged" with your wishes. The classic prescription for its use involves carrying one for three days, concentrating as often as possible upon your wish. On the fourth day, throw the bean into a stream, ocean, or river and wait for at least seven days, by which time your wish should become reality. We often include Mojo Beans in charm bags (either red or green) and anoint them with various luck oils, particularly those containing Frankincense. Unfortunately, I cannot recommend a reliable supplier for Mojo Beans because they come and go depending upon imports. If you are lucky enough to find some in an herb store, grab 'em because they last indefinitely.

Similar in every way to the Acorn, the **Nutmeg** (*Myristica fragrans*) is traditionally associated with luck. Also like the Acorn it was traditionally filled with quicksilver which supposedly enhanced its power. Nutmeg oil is available from herb suppliers and makes an appropriate addition to luck incenses. Ironically, none of the recipes I have from New Orleans employs Nutmeg as one of its constituents. This is particularly surprising since Nutmeg is an African and West Indian tree and those are the areas where herbal practices are most widely employed. I have often added Nutmeg to recipes and have found it to be extremely effective and gentle in its operation.

**Peony** (*Paeonia officinalis*) is another luck herb and the part used is the root, not the flower. Peony Root may be added to any luck incense or powder or you may boil it as a tea and use as a bath or floor wash. One highly regarded money-drawing and luck incense formula calls for about an ounce of Peony Root, with a few drops of High Conquering or Success oil added to it.

While it is hardly the most beautiful addition to your altar top, several practitioners recommend the **Potato** as an exceptional luck attractant! While I have never used this, several New York practitioners swear by Potatoes and, since they are always flush with cash, perhaps they are right. Certainly it is an inexpensive altar decoration. One well-known root doctor told me that if one sticks Cloves into a Potato it makes it all the stronger. You might also consider anointing your Potato with a luck or success oil.

**Queen of the Meadow** (*Eupatorium purpureum*) or "Joe Pye Weed" is another of the luck herbs from the New Orleans voodoo tradition. Normally we brew it as a tea and use as a bath, floor or hand wash. Practitioners say this herb is particularly effective for job hunters because it



allegedly leads them to exactly the right position. To use it this way, powder some and put the powder in each of your shoes when you go on employment interviews. Queen of the Meadow is a favorite of gamblers, particularly for "hands-on" games of chance where one's hands touch the cards or dice. For gambling games such as betting on horses or numbers, one would reach for psychic development or prophetic dream-inducing herbs.

**Sacred Bark** (*Rhamnus purshiana*), sometimes called "Cascara Sagrada" or "Buckthorn" is primarily found in mountainous areas. It is a frequent addition to various incenses and powders aimed at attracting luck. Beyond this function, Sacred Bark is also useful in uncrossing procedures, particularly for people down on their luck due to some sort of hexed state. Sacred Bark makes an excellent addition to any white magical charm bag and may be used to good effect in doll stuffings created for luck or uncrossing.

Within just about every occult incense tradition, **Sandalwood** is associated with luck and white magic. However, there are two kinds of Sandalwood — red and white. We can employ **White Sandalwood** (*Santalum album*) in any sort of success incense while *Pterocarpus santalinus* or **Red Sandalwood** is used for commanding and baneful magic. So be careful which color you order! Red Sandalwood is an aggressive and conscienceless power herb that will do anything you command it to, while White Sandalwood is white magical and passive. In fact, White Sandalwood is often used like crushed bamba wood as a base to which one adds essential oils to create an incense. White Sandalwood is highly spiritual in vibration but, like bamba wood, has no inherent power of its own. While it is pleasant to burn Sandalwood incense by itself, to obtain magical effects you must mix other oils or herbs with it because it is only a "receptor." To give you an idea of the difference between Red and White Sandalwood, White Sandalwood appears in such classic recipes as Angel, Aunt Anna Wishbone, Crown of Success, Love and Success, Magnet, Meditation, and Venus. Red Sandalwood, on the other hand, appears in such suggestive recipes as Devil's Master, Double Cross, Hot Foot, and Yo Yo Pucker Powder.

**Sea Lettuce** (*Kelp*) is also associated with luck and one New Orleans folk spell calls for putting Sea Lettuce in a glass filled with whiskey and keeping it on your kitchen window sill where it supposedly keeps dollars flowing through your home. The employment of whiskey with herbs is a commonplace among New Orleans practitioners. For instance, a glass of whiskey to which you add a pinch of Asafetida and Brimstone should absorb bad vibrations or hexes. We particularly recommend this technique to business people who should set the glass unobtrusively near each entrance.

**Seven Barks** (*Hydrangea aborescens*), also called "Hydrangea," receives its name because its bark peels away to reveal layers of various colors. Seven Barks has spectacular uncrossing abilities, particularly in the area of luck. In this sense, it is similar to Sacred Bark in use and effects.

**Smartweed** (*Polygonum hydropiper*; *Polygonum punctatum*) is also called Knotweed or Water Pepper. Practitioners believe it is a highly psychic luck herb. That is, it should generate sudden hunches or intuitions when used. You may carry a bit of the herb, or use as an ingredient in prophetic dream or meditation incenses to stimulate moneymaking schemes.

Most authors consider **Solomon's Seal** (*Polygonatum multiflorum*) to be an uncrossing herb, and this is correct. But the herb is also associated with luck and wisdom. In this sense it works similarly to Smartweed, but vibrates at a higher spiritual frequency. Personally, I often include Solomon's Seal in uncrossing incenses since I find that very often a crossed individual's luck suffers more than any other aspect of their lives. To me, there is no such thing as a "star-crossed" individual and Solomon's Seal is particularly effective in removing that destructive illusion. This herb or oil forces the individual being uncrossed to discover within him/herself the keys to better balance. It accomplishes this by working psychically toward reprogramming a crossed individual away from his/her negative trips toward positive and active involvement in life.

**Spearmint** (*Mentha spicata*) is considered a general purpose luck inducer and supposedly helps materialize specific desires, particularly those involving love and personal success. To employ it, write your wish on a piece of parchment or brown paper bag and place some Spearmint leaves inside a red flannel bag. Fold the parchment and place it in the bag with the Spearmint. According to legend, your wish should come true by the time the smell leaves the Spearmint. Some practitioners also allege that Spearmint has protective powers, but these are insignificant compared to its luck attributions.

**Squill Root** (*Urginea maritima*) is sometimes called Sea Onion. It is included among the more potent money-drawing herbs and works through a mild uncrossing action. Many practitioners who own businesses put a piece of Squill in their cash registers to ensure a steady cash flow. Other practitioners recommend carrying some as a floor wash and many businesses employ it for this purpose, washing down the premises at close of business each day.

Another very common additive to luck charm bags is **Star Anise** (*Filicium anisatum; Illicium verum*). According to legends surrounding this condiment, the fragrance of Anise is a favorite of spirits associated with luck and attracts them to your altar. Anise works psychically; that is, it will bring you ideas for success or an unexpected opportunity. Anise may also be added to love incenses because it is particularly fortunate in that area, but its primary association is luck, not love.

One of the nicest fragrances anywhere is that of **Tonka Beans** (*Dipteryx odorata*) also called Coumara Nut. This is a South American herb, noted in that part of the world as very lucky. Normally, practitioners use Tonka Beans as part of a money-drawing potion because, like Alfalfa, they are protective against poverty. In many ways they work like Vanilla and their fragrance is similar. Tonka also has some association with enhancement of courage and is considered mildly protective.

**Vanilla** (*Vanilla planifolia; Vanilla aromatic*) is a Caribbean derived luck bean, said to be particularly efficacious in gambling luck and romance. Many practitioners feel that Vanilla acts similarly to Musk and most recognize it as a commanding and compelling oil. However, because Vanilla is limited in its commanding abilities to the realms of love and money, I have included it in this section.

Probably the most commonly employed luck herbs for helping to increase the volume of a business are **Yellow Dock** (*Rumex crispus*). Practitioners brew them as a tea which they use to mop down the premises each evening. Yellow Dock, besides its potent luck attributions, is also particularly efficacious as a purifying or banishing agent, but in that capacity it is rather weak. If you suspect your business is jinxed, it would be sensible to add at least one full-fledged uncrossing herb in addition to Yellow Dock to your floor wash.

**Discussion.** As you may have noticed, categorizing herbs the way we have is arbitrary because many herbs overlap categories. Where possible I have tried to suggest these double or triple attributions. Because different traditions tend to employ herbs in different ways, it is commonly the case that an herb will have several different but related meanings.

If you inspect the luck recipes I've already provided, you'll notice that none of the ingredients occur under luck herbs, except for Juniper Berries! The more you work with herbs, the more you will understand the degree to which their action is influenced by the other ingredients in your ritual. For instance, if you burn Rosebuds with a green candle, you will be working in the area of luck; if you burn Rosebuds with a red or pink candle, then obviously you are working in the area of love. If you burn Rosebuds without any candle, then you invoke general, non-specific good vibes into your space because Rosebuds can only work positively. If you use Rosebuds with a green candle and add a power herb to the Rosebuds, you should get a speedier result than by burning Rosebuds by themselves.

#### **Lucky Lodestone Incense/Oil**

*Cinnamon*

*Lavender*

*Lodestone*

I've given this recipe because it exemplifies two things. First, it gives an insight into Cinnamon and Lavender as luck herbs, but it also incorporates another famous luck ingredient, the "lodestone." Lodestones are small natural magnets you can get from rock and mineral suppliers. In the mind of the folk magician, the Lodestone has particularly magical connotations. We regard its magnetic action as "attractive" in ways other than the obvious. There is, for example, a sub-routine used in certain luck rituals called "Feeding the Lodestone." This procedure requires that you obtain a Lodestone and some iron filings. You place the Lodestone on your altar top during any sort of luck or money-drawing ritual and each day you "feed" the Lodestone some iron filings.

This is a perfect example of how sympathetic magic works: You identify yourself with the Lodestone, and identify money, love, a new job, a car (or whatever you are after) with the iron filings. As you "feed" the Lodestone each day, you must visualize your desire being magnetically drawn to yourself. Practitioners consider this procedure highly effective and you might wish to try it to see for yourself how sympathetic magic works.

**Crown of Success**

*Orris*  
*Frankincense*  
*Vetivert*  
*White Sandalwood*  
*Gold Glitter or Gold Magnetic Sand*

The recipe above is one of New Orleans' most famous success incenses and oils. Note once again the inclusion of gold glitter in a formula aimed at success and money-drawing. Note also how the incorporation of strictly white magical herbs makes a very well-balanced luck attractant. This recipe is strictly positive in function and, instead of "commanding" luck to you, it "seduces" luck your way. If I add a compellant such as Musk to the recipe, I would obtain a much more aggressive potion.

**Double Fast Luck**

*Rose*  
*Patchouli*  
*Juniper Berries*  
*Shredded Dollar Bill*

Here we see nothing more than the regular Fast Luck recipe to which a shredded dollar bill has been added to expand the potency of the incense. The idea of adding an additional element to a traditional formula is one you should take special note of.

**Good Luck Mystic**

*High John (Jalap)*  
*LowJohn (Galanusgal)*  
*Cinnamon*  
*Squill*

This recipe allegedly encourages psychic or prophetic dreams. What would your guess be about its potency, given its ingredients? Which of the herbs is the "luck" herb.

**Success Incense/Oil**

*Patchouli*  
*Orris*  
*Sandalwood*  
*Myrrh*  
*Allspice*  
*Cinnamon*

Above is the most frequently used New Orleans success formula. While we have not yet discussed Myrrh in detail, it is primarily associated with the ability to "materialize." Within the incense traditions, Frankincense and Myrrh are often coupled. Frankincense reaches to the highest spiritual levels, while Myrrh connects to the material plane. When you mix Frankincense and Myrrh, you symbolically create an incense aimed at materializing your highest spiritual goals. In some traditions, however, Myrrh is considered a hexing agent. The reason for this is that Myrrh allegedly brings things to pass forcefully and, because of its legendary power,

sometimes frightens people with its dramatic results. Very often, when people fear things they don't understand, they automatically label them as "evil." In fact, Myrrh is not evil at all — it is just powerful.

### **Hexing & Crossing Herbs**

Writing about or discussing hexing and crossing herbs is always a difficult subject because nothing can land you in hot water faster than using hexing procedures. For those of you who are unfamiliar with the law of karma, we should say a few words about it here.

Many traditions believe that everything you do comes back to roost. For example, if you persist in casting hexes, eventually all of those hexes will land four-square at your own door. Karma is not nasty or evil — instead it is an impartial balancing mechanism that brings retribution for evil and rewards for good deeds. Within the witchcraft or "Wicca" tradition, it is believed that everything comes back three-fold. Other traditions believe that the balancing effect of karma is equal to what you do, although punishment may hit in areas unconnected with the realms where you have cast hexes. For example, you may cast a hex on your employer only to discover that you lose your lover as a consequence.

One would think that this would be sufficient to dissuade anyone from becoming involved in hexing or crossing procedures, but sadly this is not the case. I suppose it is part of every magician's training to experiment with baneful magic at least once to find out what it is and what it does. I hope that your experiments in this area will be minor and infrequent.

It would be folly, however, to believe that resorting to hexing herbs is unnecessary. There are times when they are a last resort to counter negative magic, but such occasions are rare and you should only employ hexing techniques under conditions of personal danger. When you use hexing or crossing herbs in this manner, all you are doing is fighting fire with fire — using hexing herbs to cancel the effects of other hexing herbs that may have been directed against you. However, you must first exhaust all white magical possibilities before resorting to the dark side of magic. In later lessons we will discuss using justice rituals and reversible candles to overcome most hex activities. However, from time to time you will undoubtedly have to use baneful herbs and, for this reason, we've included them in these lessons. Our hope is that you will only use these herbs defensively, never offensively.

**Aconite** (*Aconitum napellus*), better known as "Monkshood" or "Wolfsbane," is a poison that was used prevalently in the medieval period for doing in one's enemies. When employed within the candleburning tradition, however, it is never taken internally. Instead, it is used to form a powder or incense that can both inflict and remove hexes.

Because Aconite is such a deadly poison, it is usually reserved for reversing only the most extreme hexes. This is not something to employ just because someone doesn't like you! You must get used to the fact that you can't please everyone in life. Instead of being bitter about those you offend, the best policy is to avoid them. With Aconite, you must be absolutely certain that magical procedures have been used against you because only under those circumstances would the herb be useful to you. Practitioners normally sprinkle the powdered herb into the flame of a candle representing the person who is casting the hex. Also, it is a good idea to use Aconite in combination with other herbs, not by itself.

**Barberry** (*Berberis vulgaris*) is a defensive herb, but can be used to inflict the qualities of "bitterness; sourness" and, as such, is often used to hex relationships between lovers or business associates. A powder containing Barberry is sometimes inconspicuously sprinkled around the premises of a business or home if you want to inflict bad vibrations and quarreling. However, it can protect against bitterness when used in combination with Bay Leaves and Vetivert. These three create a potent powder used to circle candles on the altar. It would unquestionably be wiser to use a classic New Orleans protection recipe since Barberry is a tricky character, just as delighted to work evil as it is good. In fact, some say that Barberry only does good deeds begrudgingly and only takes joy in hexing rites. If, however, you find yourself constantly quarreling with your spouse and suspect someone is working spells against your relationship, a pinch of powdered Barberry around your home should calm things down. If you find Barberry has this effect, then you should do an uncrossing procedure on yourself and your dwelling because it's a good indication that something has been leveled

at you if Barberry restores tranquillity. Very often a practitioner will "test" the environment with a single herb to see if his/her suspicions about a hex are correct before performing a full-scale uncrossing. This simple testing procedure can save you time and money.

**Bayberry** (*Myrica cerifera*) or "Wax Myrtle" is a common scent added to seasonal candles and around Christmas time it is common to sniff Bayberry candles in homes across America. Too bad, since Bayberry is considered one of the nastiest crossing herbs! Lack of knowledge of magical attributions causes millions of Americans to unknowingly inflict hexes upon themselves! Actually, Bayberry alone is relatively innocent — it is when we mix Bayberry with other herbs that it becomes potentially dangerous. While the scent of Bayberry is pleasant, this is no indication of its actual power. You will discover that many power and hexing herbs are very pleasant to smell, but less than pleasant in terms of magical impact. Let's look at two of New Orleans' classic crossing compounds for examples of how deadly Bayberry is:

**Crossing**

*Bayberry*

*Cinnamon*

*Myrrh*

**Devil's Snuff Powder**

*Bayberry*

*Cinnamon*

*Red Sandalwood*

*Chili Powder*

I think you will recognize some old friends here. The Cinnamon, while positive in nature, catalyzes or "fires" the other ingredients in the recipe. Notice the use of Red Sandalwood as opposed to White Sandalwood, and note also the inclusion of Myrrh (which we discussed in *Candleburning Basics*). Chili Powder is discussed below.

Devil's Snuff is used exclusively as a powder while Crossing may be used as a powder, incense, or oil. The next time you smell Bayberry candles at a friend's house, maybe you should take them aside and explain the herbal facts of life!

We discussed **Blueberry** or **Bilberry** earlier. Associated with treachery and deception, Bilberry is a baneful herb despite occasional positive uses which we've already considered. The classic means of employing Bilberry is to brew a tea of its leaves and throw the tea on the doorstep of the person you wish to hex. Another use is to powder some dry leaves and sprinkle the powder into the flame of a candle representing a person (or a situation) you wish to hex.

**Capsicum** or **Red Pepper** (*Capsicum frutescens*), also known as "Cayenne," is used in many baneful recipes and practitioners view it as an inflammatory catalyst. Unlike catalysts such as Cinnamon and Allspice, Capsicum is strictly negative and very strong. For example, substituting Capsicum for the Cinnamon in the recipes above for Crossing and Devil's Snuff, you would create a much stronger hexing agent. Probably the fiery taste of Capsicum is what gave it its wicked reputation. From a medical standpoint, Capsicum has several important uses, all good. However, when employed as part of a magical incense or powder, there isn't much good you can say about its effects. Capsicum is an ingredient in such favorites as Inflammatory, Hell's Devil, Hot Foot, Mad Oil, Separation, and War. The potion names alone give you an idea of Capsicum's sinister effects.

**Chicory** (*Cichorium intybus*) is another hexing herb and normally we use it in combination with other herbs. Given Chicory's nature, it is a good "carrier" for other malevolent herbs or oils. In this sense it is not so much powerful unto itself, but derives its potency from the other herbs in a recipe. Since Chicory is only receptive to baneful vibrations, it is used solely as a carrier for negative or evil herbs.

**Chili Powder** is a milder form of Capsicum and is used, as we've already seen, in Devil's Snuff Powder. It works similarly to Capsicum, except Chili has more to do with "controlling" than

"activating." For example, in the recipe for Devil's Snuff, Chili is the ingredient which binds the other ingredients together and adds the focusing or controlling agency. The special function of Devil's Snuff is to stop gossip or libel and keep nosy people out of your business. In a sense, Devil's Snuff is a protection powder, but goes one step further by inflicting punishment if the gossip or snooper transgresses. While a protection powder will keep bad vibes away from you and act as a shield, Devil's Snuff has the added effect of reversing evil and returning it to its sender.

I once used some Devil's Snuff powder to stop an individual who was spreading malicious rumors about myself and some friends of mine. I used a white candle representing my circle of friends, carved their names on it, and anointed it with Uncrossing oil. I then circled the candle with Devil's Snuff Powder. Not only did the person stop her gossip, but the ritual exposed a couple other people who had been working banefully behind the scenes without my knowledge! So, for the price of one candle, one oil, and a bit of powder, I managed to rid myself of several demons without casting a hex. The fact that other situations were exposed in the process illustrates an important principle: Sometimes a magical ritual has side-effects or benefits you could not possibly anticipate.

**Cypress** (*Euphorbia cyparissias*) is traditionally associated with despair and mourning. This gives you some idea of its employment. Under no circumstances should you employ Cypress in any recipe unless you are totally "doing in your rival. It is sometimes (though rarely) employed in domination or power recipes, but generally only those used for decidedly baneful purposes.

**Cucumber** is a very useful vegetable. Although we use its oil in certain love recipes, Cucumber has hexing connotations. Most practitioners view it as a potent controlling agent. One spell alleged to keep someone from bothering you illustrates this potential: (1) Cut a Cucumber in half lengthwise; (2) Using Dragon's Blood Ink, write the name of the pesky person on a piece of parchment; (3) Place the parchment between the two halves of the Cucumber and wrap securely with purple or black natural fiber thread; (4) Place the Cucumber in your freezer compartment and forget it. This will put the annoying person "on ice." Under most circumstances, purple thread is sufficient, but if you are confronting a particularly persistent viper, you may need black thread. Once the person has left your space and is no longer annoying, you may remove the Cucumber from the freezer and bury it. Before burying it, however, I advise sprinkling some Banishing powder around the Cucumber in its "grave." This assures that all baneful energies which may have accumulated in the Cucumber are dispersed. While this may look like a hexing procedure, it is actually a protection ritual when used defensively. This is a good one to try on people who are too nosy or who get on your case for no apparent reason.

**Hemlock** (*Tsuga canadensis*) has a sinister reputation for inflicting pain and torture on others. Normally practitioners employ it as an ingredient in hexing powders. Sometimes Hemlock is added to occult oils to radically change their meanings. For example, if I take Fast Luck Oil and add Hemlock to it, I ruin the oil's luck potential, changing it to a substance that will deny luck. This oil combination could also work by attaching obnoxious qualities to any boons won by using it. In other words, while the Fast Luck herbs would attract desires, the Hemlock would pervert them.

Another means of employing Hemlock is to get a piece of parchment (or brown paper bag) and write on it the name of one of your enemies. Place some powdered Hemlock onto the name and fold the parchment so that all the powdered Hemlock is contained within it. Take the folded parchment outdoors and burn it. When it has finished burning, take the ashes and bury them either deep in a woods or next to a moving stream that flows away from your town.

**Henbane** (*Hyoscyamus niger*) is illegal to sell in most places, but grows wild in the northern United States. Henbane probably attracts its wicked reputation because it is commonly found growing in cemeteries! No one knows why this herb enjoys such a location, but it gives you an idea of Henbane's magical meaning. Henbane is a poison commonly mentioned as an ingredient in Witch's flying ointments. These ointments were traditionally composed of various poisonous and hallucinatory ingredients. Witches rubbed it on the bottoms of their

feet (and other amusing places) which caused them to believe they were "flying." Henbane is often used in doll stuffings for crossing and hexing procedures. It is sometimes mixed with other herbs (such as Cinnamon, Knot Grass and Nutgall) to form a hexing powder that is sprinkled around an enemy's premises.

**Hellebore** (*Heleborus foetidus*; *Helleborus viridis*) is another notable poison employed similarly to Henbane. Under no circumstances are these poisonous herbs meant to be taken internally. The traditional magical association of Hellebore is "female inconstancy." Consequently, primarily males use it to either control female infidelity or cause it to happen. Hellebore is one of the conscienceless "twisting" herbs available to practitioners. However, because of its unpredictable nature and its desire to pull the rug out from under the operator, it is best to use more predictable herbs to control philandering.

**Knot Grass** (*Polygonum aviculare*) is an exclusively baneful herb that we use similarly to Henbane, but unlike Henbane, Knot Grass is not poisonous. One old spell for Knot Grass says to wait until the night of the Full Moon. Write your problem on a piece of parchment or brown paper bag in Dragon's Blood (or Bat's Blood) ink. Place some Knot Grass on the parchment, fold, and seal with melted black wax. Take it outside and bury it. According to the legend, your problem will be resolved before the sun comes up. You've probably noticed that I've mentioned working with various Moon phases, a topic which we'll discuss in greater depth in later lessons.

**Lemon Grass** (*Cymbopogon citratus*) is used the same way as Knot Grass. Both Knot Grass and Lemon Grass are commonly used as doll stuffings and frequently included as ingredients in hexing powders aimed at creating problems for someone. All hexing herbs work pretty much the same way: They impose a baneful environment and create hostile circumstances in another's life. Compared to some of the poisons, Knot Grass and Lemon Grass are mild and work by throwing an endless string of treacherous complications into the hexed individual's life.

**Lobelia** (*Lobelia inflata*) is another poisonous herb, most commonly employed in powders or doll stuffings. Lobelia expresses "hate," while the other hexing herbs express anger, contempt, or dislike. The major difference between the poisons and less baneful hexing herbs is one of degree rather than function. One problem with using hexing herbs, particularly the poisonous ones, is their results are always nasty, but rarely predictable. Because you expose yourself in terms of your own karma when you employ hexing agents, you should think very carefully before using them. However, poisons are sometimes used to create hex-reversing barriers in uncrossing rituals.

**Mandrake** (*Podophyllum peltatum*; *Mandragora officinarum*) is a poisonous herb frequently employed in hexing. Mandrake, however, is a twisting root and has several positive uses, particularly in the area of love. It is a commanding and compelling herb more than it is a hexing herb. Despite its romantic associations, it is a potent crossing root normally used to create dissension between lovers. Surprisingly, Mandrake makes an excellent stuffing for love dolls! Mandrake takes on its meaning depending upon other herbs mixed with it. Because Mandrake is a conveying or carrying herb, you may use it either positively or negatively. People in medieval Europe believed that if men carried a piece of Mandrake Root on their persons that their virility would increase. Because Mandrake roots are shaped like a human body, European witches saw it as a natural talisman. Some Wiccans employ the Mandrake Root similarly to a doll. They rub various herbal oils on the root to "charge" it, then carry it on their persons.

The lovely **Rhododendron** is not normally considered a hexing herb, but it does have those possibilities. Strangely enough, practitioners use it to inflict "physical danger." Practitioners employ it primarily as a powder (the petals) and it is also used as an altar flower during hexing rites.

**Sassafras** (*Sassafras albidum*) has been noted since time immemorial as a relief from rheumatism, gout and arthritis. However, it is also a very evil hexing herb included in incenses, powders and doll stuffings. Recent scientific research has shown that "safrole," an ingredient in Sassafras, may be carcinogenic. Perhaps this is why the herb has such an evil magical

reputation. To some extent this isn't deserved, because Sassafras is very useful in combating legal problems. Often it is used in combination with High John and Hyacinth in procedures aimed at turning back a legal confrontation.

One of the most common hexing herbs is **Skunk Cabbage**. This foul smelling plant is used by allowing a few of the leaves to dry. From these you brew a tea which you throw on your victim's doorstep. Or, the dried Skunk Cabbage can be powdered and employed in that form, either alone or in combination with other hexing herbs. The alleged power of Skunk Cabbage is to interfere with everything its victim attempts. Some practitioners say it is particularly useful to invoke scandal around a person it is used against.

**Smilage** (*Alpium Graveolens*), also called Smellage or Smallage, is the same as Celery Seed. Smilage is mostly a positive herb, but when mixed with hexing herbs, step back! Because it is a "domination" seed, practitioners use it in situations where they seek to control someone. Adding Celery Seed oil to an occult recipe automatically makes it much stronger in terms of its ability to control or focus events. In a sense, Smilage is a catalyst like Cinnamon, but less fiery and more specific in use. While we may include Cinnamon in all sorts of compounds, Smilage is reserved for hexing admixtures or for psychically-active commanding/compelling recipes.

One of the least known but most potent hexing herbs is **Tansy** (*Tanacetum vulgare*). Tansy is not only poisonous in large doses, but also has a distinctly evil reputation for "inflicting violence." The traditional magical attribution of Tansy is "I declare war against you." It is normally employed either as an oil or powder. You may sprinkle it around the premises of the person to be hexed or into the flame of a black candle representing that individual. You may also use Tansy to stuff dolls.

Practitioners use **Valerian** to hex or help. When used to hex, powder some herb and sprinkle on the doorstep of the individual you wish to jinx. When used for protection or healing, we burn it as part of an incense (mixed with herbs such as Rosebuds, Lavender, Lemon Verbena, Dragon's Blood, etc.). Valerian's medicinal effect is to calm and relax. Valerian tea is particularly soothing despite the fact that Valerian is a distinctly foul-smelling herb. Cats love Valerian even more than Catnip.

**Wormwood** is another classic hexing herb (*Artemisia absinthium*), also called "Old Woman."

Wormwood is particularly used in necromancy rituals (evocations of the souls of the dead). It is generally reserved for calling up only baneful spirits. To summon more positive spirits, see our discussion of "Psychic Herbs," below. To use Wormwood for necromantic purposes, some practitioners recommend sprinkling some on the grave of the person you wish to contact. Other practitioners recommend mixing Wormwood with equal parts of Myrrh and Patchouli to call deadly shades to your altar. Keep in mind that unless you know how to handle vicious spirits, you will probably do yourself enormous harm. Necromantic workings, if undertaken at all, should only be conducted by experienced practitioners under controlled circumstances. It is not a good idea to work necromantic rituals on your own. Perform them with the assistance of at least one other person in case things get out of hand and you require help. While you needn't fear any "dirty tricks" from white magical spirits, those invoked with Wormwood are almost certain to be unruly.

Another common herb employed for malicious hexing is **Yarrow** (*Achillea millefolium*), also called "Milfoil" or "Sneezewort." It may be added to any hexing recipe and makes a particularly evil ingredient in stuffings for dolls. Some practitioners note that Yarrow works slower than the poisons, but casts a spell that's very difficult to dispel.

**Discussion.** Whew! It's always nice to finish a list of hexing herbs because even writing about them seems to set off bad vibrations everywhere. In fact, when I started writing this section, I came down with the flu!

Let's have a look at a few crossing recipes to get an idea of what a hexing compound is and how it works:

**Crossing**  
Bayberry  
Myrrh



*Cinnamon*

Of all the hexing recipes from the New Orleans tradition, Crossing is the most famous. Here the operative herbs are Bayberry and Cinnamon with Myrrh acting as a conveyance. To make this powder I would pulverize the myrrh gum fine and put a few drops of Bayberry and Cinnamon on it. I could also powder the Bayberry and mix it with the Myrrh and Cinnamon, but Bayberry Bark isn't the easiest thing in the world to powder. Interestingly, this formula provides an insight into Myrrh as a conscienceless vehicle for other herbs. Myrrh, as we've pointed out, makes a great hexing or helping base, depending upon how we use it and what we mix it with.

Myrrh is primarily female in nature and functions on the material plane. That is, you employ Myrrh in situations where you wish to influence material events such as success, love, etc. For spiritually oriented rituals, you would select Frankincense, Myrrh's herbal mate. While Frankincense has money-drawing and success implications, it achieves them on a higher plane than Myrrh. Myrrh works more directly than Frankincense to manipulate the material realm. Frankincense, on the other hand, "clears the air" to let good things flow. Myrrh, despite its feminine attribution, exerts more muscle than Frankincense. Instead of calling upon high spirits, it commands earth spirits or "elementals" to accomplish your goal.

**Double Cross (XX) Powder**

*Bayberry*

*Myrrh*

*Cinnamon*

Double Cross (XX) Powder has a wide reputation as the best way to deflect black magical attacks. Notice that its formula is the same as Crossing. This is a further example of what I meant by "fighting fire with fire." Plus, if you make yourself some Crossing Powder, you also have Double Cross (XX) Powder.

**Black Arts**

*Myrrh*

*Patchouli*

*Cinnamon*

*Gum Mastic*

*Graveyard Dust*

*Vetivert*

*Mullein*

The recipe for Black Arts (which one may use as incense, powder, or oil) is straightforward and effective. Notice that it includes "Graveyard Dust," which is nothing more than dirt obtained from a graveyard (preferably after midnight). If getting to a graveyard is too difficult for you, you may eliminate this ingredient since the Patchouli alone will do the trick. There's no question the recipe will lose some of its effectiveness, but not enough to be noticeable. Notice the blending of herbs — some positive, some negative. You will discover that hexing recipes usually mix light and dark herbs. The reason for this has to do with moderating or modulating the vibration of a recipe. While one could mix strictly baneful herbs and form a good hexing potion, it would probably be difficult to contain its power without softer, more malleable herbs. Baneful herbs alone are like a grenade.

Due to the sordid reputation of most baneful herbs, you should assume they are just as likely to turn on you as perform your wishes. Less baneful herbs help stabilize a potion. Notice that Cinnamon appears in the recipe, again providing the catalyst for the other ingredients. The inclusion of the two gums — Gum Mastic and Myrrh — causes the recipe to function on both the psychic (Gum Mastic) and material planes (Myrrh).

Ironically, we will discuss Vetivert under our section on Uncrossing/Unhexing herbs below. As we've

noted before, Vetivert is one of the most secret power herbs in the New Orleans tradition. As an example of Vetivert's nastier side, Black Arts is a general-purpose recipe designed to draw only the most nefarious spirits to your altar. If you use it as incense, I suggest you use Uncrossing or other banishing incense at the conclusion of your ritual. You may sprinkle the powder either on the altar or around your target's house. When you use it as an oil, be certain to wash your hands immediately after anointing your candle.

The Graveyard Dust invokes particularly depraved spirits and I suggest you exclude this ingredient until you have a lot of ritual experience under your belt. The sorts of spirits Graveyard (or Goofer) Dust evokes are the nastiest ones available. Many a novice has disregarded cautions about this and wound up in a mess. These spirits will know if you are naive and will take advantage of you in any way they can. Since Graveyard Dust symbolizes death, you should not employ it unless you are willing to inflict such direful judgment upon another. Although an actual death is unlikely, the possibility is always there when you use Graveyard Dust.

**Separation Powder**

*Chili Powder*

*Cinnamon*

*Galangal (Low John)*

*Black Pepper Iron Filings Vetivert*

*Pinch of Bitter Aloes*

Separation Powder is mostly used to break up romantic relationships, but may also be used to separate any two people. For example, a businessperson could use it to get a competitor off his/her back. We will discuss such uses in later lessons. I think you can see by studying the recipe that it is unquestionably sinister. The Iron Filings are interesting because they function similarly to Graveyard Dust in the previous recipe. When we use Iron Filings in combination with a Lodestone (such as in the "feeding the lodestone" subroutine we discussed above), they are white magical. When used by themselves, they are distinctly bleak in character. Notice also the inclusion of Black Pepper. We didn't list it among our hexing herbs, but it's considered one of the nastier spices when used in incense and powders. Note also the inclusion of Bitter Aloes which many practitioners claim is a love herb. When Aloes interacts with the other ingredients, love comes acropper.

Of further interest is the fact that this recipe has two catalysts — Chili Powder and Cinnamon. Since these two catalysts are incompatible, they set up a confusing vibration which injects hostility into a relationship.

***Herbs for Psychic Development***

The so-called "psychic" herbs are those that work on the highest spiritual planes. The effects of psychic herbs are not particularly noticeable when used alone and require other herbs to modify or define the message you wish to send to higher planes. You might think of psychic herbs as mini-communicators — they carry messages but they are not messages in and of themselves. Using a psychic herb is akin to picking up a telephone — to dial a number you must add other herbs. Otherwise, you're going to stand there forever with the phone in your hand listening to the dial tone. Psychic herbs may be burned alone as a background fragrance for meditation, but even here we normally mix them with other herbs.

**Acacia Flowers** (*Acacia senegal*) have already been discussed to some extent. These flowers are considered sacred to the spirits and invoke them to your altar. Also said to stimulate your psychic centers, practitioners recommend Acacia Flowers for meditation and concentration incenses. Some practitioners advise including a few Acacia Flowers in incenses aimed at prophetic dreaming or luck.

**Anise Seed** (*Pimpinella anisum*) has long been one of the most famous psychic herbs. Said to be excellent for astral traveling, crystal gazing, and meditation, several authorities claim that Anise brings great power to bear in any candleburning ritual. Add Anise Seed to any incense,

oil, or powder for luck, love, success, uncrossing, etc. It will bring psychic influences to bear upon the situation in question. Of course, in the truest sense, all herbs work psychically, but Anise Seed raises the vibration of any potion to the highest possible psychic sphere.

**Buchu Leaves** (*Barosma betulina*) are highly psychic and normally we brew a few leaves as a tea to help the meditation process. Buchu Leaves contain a mild stimulant, similar to caffeine, so its psychic effects may be nothing more than a reaction to the energizer. However, since so many authors refer to Buchu's psychic influence it is worth experimenting with. It works similarly to Anise Seed when mixed in incenses, oils, or powders, but its effects are more extensive than Anise's pinpoint effects. As a rule, seeds have very specific focus while leaves or leafy herbs work nonspecifically. Like seeds, flowers also have a focused quality. Roots, by contrast, are power sources and derive their focus from the herbs and/or oils you use in combination with them.

**Calendula** (*Calendula officinalis*), also called "Marigold," has legendary dream-inducing abilities and has been used for centuries to inspire prophetic dreams. Calendula also has a reputation as being useful for legal difficulties. For the most part, however, Calendula is a psychic herb because its action is always subtle and takes place on higher planes. Despite its reputation, most practitioners find Calendula weak in impact — but that is its particular blessing. Often, all we really need to remedy a situation is a gentle or mild "helping hand." This is what Calendula provides the practitioner. Some suggest stuffing a pillow with Calendula flowers and leaves to create a "dream pillow." Those who play the horses or numbers may find Calendula to be an effective A long-term luck inducer according to several sources. Some use it as part of a meditation incense when trying to come up with the triple at the local track since Calendula allegedly brings "success in combinations."

**Cassia** is similar to Cinnamon in effects, but supposedly works at a higher psychic vibration than Cinnamon. Personally I doubt this and find that Cassia and Cinnamon are universally interchangeable in recipes with one important exception. While Cinnamon truly enjoys working in baneful combinations, you must never use Cassia in a hexing recipe. For example, in the recipes for Black Arts and Separation Powder above, you should never substitute Cassia for Cinnamon. Like Cinnamon, Cassia allegedly has money-drawing abilities. Used in psychic incenses, Cassia catalyzes the other ingredients in the mixture, but by itself doesn't do much. Personally, I would use Cassia as a catalyst for spiritual, prophetic, or uncrossing incenses and reserve Cinnamon for worldly affairs.

**Cedar** (*Cedrus libani*) is known for both its psychic and protective qualities. In fact, for psychic protection, Cedar is probably the herb of choice for most experienced practitioners. Available in oil form, many practitioners use Cedar oil to anoint their third eye and temples before meditation. Cedar is also valuable if you are conducting a ritual that might leave you open to psychic attack. Its protective vibration surrounds your working with an impenetrable shield. Inexperienced practitioners often make the false assumption that when one is working on spirit planes that one is automatically protected. They assume that spirits are somehow more evolved than humans. In a sense, of course, this is true, but there are many spirits that are tricky, grouchy, and hostile! Do not assume for a moment that things are much different in the spirit kingdom than here on earth. As the qabalists say: "As above, so below." In other words, spirit planes are much like yourselves and you should not assume that every spirit will automatically wish to be helpful. However, by incorporating Cedar (or Rose or Lavender) you will screen out these obsessing entities and ensure that they will not be there to spoil your meditation.

We discussed **Celery Seed** (*Smilage*) under hexing herbs. However, Celery Seed is also a psychic herb — but only for baneful purposes. To use Celery Seed safely in a psychic recipe, combine only positive herbs with it. If you include an herb such as Patchouli, you are asking for trouble because nine times out of ten your incense or oil will backfire. However, in combination with Frankincense, Rose, Angelica, etc., you needn't worry about a boomerang effect.

**Dandelion** (*Taraxacum officinale*) is both a luck herb and a psychic herb. It is particularly useful in

situations where a crossed condition appears to have settled on someone's luck and where traditional Uncrossing recipes fail to work. Some practitioners recommend drinking Dandelion tea regularly to develop psychic centers and keep hexes away.

**Deerstongue** (*Frasera speciosa*; *Liatrix odoratissima*) is without a doubt the most widely used of the psychic herbs. This is due not only to its delightful fragrance, but also to the fact that it is remarkably efficacious and always white magical in effect. Screening bad vibes similarly to Cedar, Deerstongue is useful in uncrossings. Deerstongue has another interesting magical attribution: Many practitioners say it is particularly useful when employed by gay males to attract men! To employ it for this purpose, a bit of Deerstongue is placed in a red charm bag with some Echinacea. This bag is worn in one's underpants when one goes out on the town. Deerstongue oil may also be used in gay-oriented perfumes or colognes, often in combination with Musk, Civet and Ambergris.

**Dragon's Blood Reed** has appeared before in these pages, but I want to reemphasize that it manifests power on both psychic levels and on the material plane. Dragon's Blood is one of those unique herbs that straddles both planes simultaneously. While we've pointed out its effectiveness in material world rituals, it's important to emphasize its psychic effects because it is a featured player in so many ritual constructs. In psychic recipes, Dragon's Blood Reed may be used alone or in combination with other herbs. You may use Dragon's Blood Reed in combination with such tricky herbs as Celery Seed or Patchouli because it tames their baneful aspects and keeps them in check.

**Heliotrope** (*Heliotropium europaeum*; *Heliotropium arborescens*) is beautifully described by Jeanne Rose in her book *Herbs and Things*: "An old myth tells of a girl, madly in love with Apollo, who lay on the ground every day, searching the skies for sight of him, following the sun with her eyes until she turned into the heliotrope. According to another myth, to find things which have been stolen from you, gather the heliotrope in August, during the sign of Leo, wrap the flowers in bay leaves with the tooth from a wolf and place it under your pillow and when you sleep you will dream of where your things are who took them" (p. 66). However, within the New Orleans tradition, the psychic force of Heliotrope is emphasized, retaining the idea of "looking for something missing or lost." Just as the young girl scanned the skies for Apollo and hoped for fulfilment in her life, the practitioner employs Heliotrope for similar purposes. Heliotrope also has certain luck connotations (see the recipe for Money Drawing Powder given earlier). But it is primarily psychic in operation and brings luck in the form of sudden insights or lucky intuitions rather than via a direct materialization.

**Hyacinth** is another psychic flower used to transmit a feeling of joy and playfulness. Practitioners frequently employ Hyacinth incense as a follow-up to uncrossing rituals to replace negative vibrations with strictly positive ones. Hyacinth is also very useful in legal protection rituals.

Although we discussed **Lilac** under Love Herbs, it is definitely psychic in its action. Lilac may be used in uncrossing and love procedures to great benefit, but its action is to harness the vibrations of other herbs rather than to act on its own. Lilac soothes and eases problems by providing a screen against negativity and by amplifying the positive qualities of the herbs you mix with it. For example, suppose I mix some Lilac with Bergamot, Allspice and Juniper. This would produce an excellent luck preparation because the addition of Lilac protects me against any baneful vibes in my environment. In some traditions, Lilac is used mostly for uncrossing, appearing in such New Orleans potions as Easy Times, Lobban, Peaceful Home, Unfaithful and Versatile. Under no circumstances should you mix Lilac with baneful herbs.

**Linden** is also noted for its psychic possibilities. Its specific magical use is to ensure faithfulness of a lover. For this reason, we commonly employ Linden in recipes related to love problems when we feel a psychic energizer is appropriate. In other words, use Linden when things are really bad.

**Linseed Oil** (*Linum usitatissimum*), or "Flax," is used for purposes of psychic development to anoint one's temples and third eye area. We also use it in candle rites on white and blue candles. Burning Flax as part of a background incense during divinations (Tarot, astrological counseling, necromancy) is a common practice. One practitioner recommends making a cross using Linseed oil on each door to protect against hexes.

**Locust** (*Cassia marilandica*) is another common name for Senna. Locust's traditional ascription is

"devotion beyond the grave." We use it in love incenses and necromantic workings, particularly those aimed at contacting a dead spouse or loved one.

**Lotus** (*Nymphaea lotus*; *Zizyphus lotus*) is a common additive to psychic incenses. It is an ingredient in such New Orleans formulas as Egyptian Temple. Lotus is particularly beneficial to meditators. While it isn't powerful enough by itself to achieve results on the material plane, it can take one to the highest realms of mystic insight.

**Discussion.** As I've pointed out, all herbs work on psychic planes to accomplish their tasks. However, the herbs listed above are renowned for their effectiveness in conveying messages to those levels. The use of a psychic herb depends largely upon the nature of your ritual. If you suspect that a problem is karmic in nature, dating back to birth, then a psychic herb or two is mandatory for removing such a hex. Also, for those who wish to develop meditation and psychic skills, working with psychic herbs is a great way to go.

Psychic incenses and oils are most frequently used in combination with other formulas because in and of themselves they are unfocused. Although they will stimulate psychic centers, they won't make much happen unless combined with other herbs. You must modify the power of psychic herbs with other herbs, oils, candles, etc., to make your desire specific. Normally, you do not include psychic herbs in rituals unless you require help from the highest realms to obtain your objective.

#### **Spirit Guide**

*Orange Blossom (Naroli)*

*Lily*

*Acacia*

In the recipe above you'll notice the inclusion of Acacia Flowers and the Lily (which we'll discuss under Uncrossing Herbs below). Naroli (or Orange Blossom) is used to modify the vibrations of Lily and Acacia to provide a loving vibration. The combination of the three creates the personality of the "Spirit Guide" this recipe invokes.

#### **Spiritual Vision**

*Galangal (Low John)*

*Cinnamon*

*Cedar*

*Orris*

*Myrrh*

Considered a classic "scrying" or meditation incense recipe, Spiritual Vision employs several old herbal friends. Note particularly the inclusion of Myrrh which, at first, seems out of place given its material world focus. In this case, Myrrh is added to bring practicality to the visions obtained. Within the New Orleans tradition, spiritual evolution never divorces itself from pragmatism. The Magician card of the Rider-Waite Tarot shows a man with one hand pointing toward heaven to obtain divine insight while his other hand points to earth, to obtain active materialization of his desires on the material plane. To become too involved in purely spiritual attainment is as absurd as it is to become totally absorbed in worldly achievement.

While I know many practitioners will rant and rave at this viewpoint, I believe it is critical that those participating in magic should always be careful to connect their rituals to the material plane. I have watched many beginners get carried away by the two extremes of magical manifestation. Either they become totally "spiritual" and show disdain for the bounties of the earth, or they get so trapped in materialism that they completely overlook their spiritual sources.

The guiding principle for all magical attainment is balance. I have no respect whatever for those so-called "purely spiritual" beings who yammer endlessly about their astral visions. Nor do I have much respect for magicians who squander their talents trying to get money or material

things. Both are utter idiots and I avoid them like plagues. Look, instead, for those who see a vital and living linkage between the two planes. You must hone both your skills to climb to spiritual heights and those related to material manifestation

### ***Herbs for Uncrossing and Unhexing***

Many herbs we've already discussed fall under this category because we frequently employ love, protection and power herbs for uncrossing. Of all the ideas in candleburning, uncrossing is unquestionably the most important. The following list of herbs contains those generally considered uncrossing or unhexing herbs and in it you will spot several familiar faces:

*Absinthe*  
*African Ginger (catalyst)*  
*Agrimony*  
*Ague Weed (Boneset)*  
*Angelica*  
*Anise*  
*Ash Leaves*  
*Basil*  
*Bay*  
*Benzoin*  
*Betony*  
*Bitter Root (Gentian)*  
*Blood Root*  
*Brimstone (Sulfur)*  
*Broom Tops*  
*Clover*  
*Cloves*  
*Curry Powder*  
*Dill*  
*Dog Grass*  
*Dragon's Blood Reed*  
*Elder*  
*Five Finger Grass*  
*Flax*  
*Fennel Seed*  
*Frankincense*  
*Geranium*  
*Hawthorn*  
*High John (Jalap)*  
*Holy (Blessed) Thistle Huckleberry*  
*Hyacinth*  
*Hyssop*  
*Lavender*  
*Lilac*  
*Lotus*  
*Low John (Galangal)*  
*Marjoram*  
*Mistletoe*  
*Mugwort*  
*Nettle*  
*Pine Bark*  
*Rue*  
*Sage*  
*Sloe Bark or Berries Spikenard*

---

**THE ULTIMATE POTIONBOOK**

---

*Tormentil*  
*Unicorn Root*  
*Valerian*  
*Verbena*  
*Vetivert*  
*Woodruff*  
*Wormwood*

While this list is not all-inclusive, it provides an idea of the wide range of herbs available to the practitioner.

Uncrossing is a healing process that works less on physical problems than on psychological difficulties. An uncrossing ritual is candleburning's equivalent of a trip to a psychologist. However, the approach to the removal of problems through candleburning is completely different from that taken in a clinical situation. The keywords to uncrossing are "cleansing, healing, and refocusing." The difference between a crossed condition and a "hex" is that a crossed condition is most often self-created, while a hex is usually "inflicted" by someone else. Sometimes, of course, a minor hex can swell into a crossed condition if left unchecked for a long period.

The herbs I've listed above function in various ways within uncrossing or unhexing procedures. Some act as "defenses" — that is, they block the source of the hex and stop baneful energy from doing additional damage to you or your client. Some herbs are "cleansing" in nature. That is, they work to erode the problem within you or your client by clarifying and cleaning out any blocked spiritual centers or energies. Other herbs are "refocalizing" in nature — that is, they help to open positive creative channels for a hexed individual to replace the negativity he/she presently pursues in his/her life.

Rather than provide repetitive descriptions of each herb, I have classified them according to their ritual function(s) in uncrossing. I've noted those herbs which I have personally found particularly beneficial with an asterisk (\*) and I'll discuss them following the list.

	<u>Protective</u>	<u>Cleansing</u>	<u>Refocusing</u>
*Absinthe			
African Ginger (catalyst)		*	
Agrimony		*	*
Ague Weed (Boneset)			*
*Angelica	*	*	*
Anise		*	
Ash Leaves	*	*	*
*Bay		*	
Benzoin			*
Betony	*	*	
*Bitter Root (Gentian)			*
Blood Root			*
Brimstone		*	*
Broom Tops			*
<b>Clover</b>			*                      *
Cloves		*	
Curry Powder			*
Dill		*	
*Dog Grass		*	*
*Dragon's Blood Reed		*	*
Elder		*	
Five Finger Grass	*	*	*
Flax		*	

---

**THE ULTIMATE POTIONBOOK**

Fennel Seed	*		*
Frankincense	*		*
*Geranium	*	*	*
Hawthorn		*	*
<b>*High John (Jalap)</b>		*	*
Holy (Blessed) Thistle	*		*
*Huckleberry	*		*
<b>*Hyacinth</b>		*	*
*Hyssop			*
*Lavender		*	*
*Lilac	*	*	
Lotus	*	*	
Low John (Galangal)	*		*
Marjoram		*	*
Mistletoe	*	*	*
Nettle	*	*	
Pine Bark			*
Rose *	*	*	
Rue *		*	
*Sage *	*	*	
*Sloe Bark/Berries			*
Spikenard	*		*
<b>*Tormentil</b>		*	*
*Unicorn Root	*		*
*Valerian			*
*Verbena (Lemon)		*	*
*Vetivert	*	*	*
*Woodruff			*

By studying the above table, you can get an idea of the function each herb performs. I will not rediscuss herbs that we've already looked at, but will focus on those herbs we have not yet mentioned.

**Absinthe** or "Wormwood" is a hexing herb, but works to protect in situations where an actual hex has been inflicted on you or someone else. It is not particularly effective in alleviating a condition that has gone on for a long time. Normally, we use Absinthe in combination with other herbs such as Rose or Lavender because these control its baneful vibrations. While I've cautioned against mixing white magical herbs with hexing herbs, you may feel free to do so with twisting herbs such as Absinthe. The reason for this is they are primarily power herbs that do what the other herbs you mix with them tell them to do.

**Bitter Root** (*Gentiana lutea*) or "Gentian" is a well known uncrossing root which works similarly to Low John. Practitioners sometimes brew Gentian Root as a tea to attract love, but more commonly they use it for its uncrossing abilities. Many practitioners claim that Bitter Root is more beneficial for removing love problems than for invoking love. You can anoint Bitter Root with any of the uncrossing oils. Most practitioners recommend that a crossed individual carry a small bag containing Bitter Root (or other power roots such as High and Low John) during an uncrossing procedure.

**Dog Grass** (*Agropyron repens*) is sometimes called "Couch Grass" or "Witch Grass." It is both a hexing and unhexing herb depending upon other herbs mixed with it. Considered by many as an exceptional spell-casting herb, many occult traditions employ it. Most frequently it is part of a gris-gris or ju ju, which are technical words used to describe a powder or charm bag. In terms of doll stuffings, Dog Grass is normally only employed in hex reversal situations and is



- particularly helpful in refocusing a person away from bad habits.
- Geranium** (*Geranium maculatum*), sometimes called "Spotted Cranebill" or "Alum Root," is one of my special favorites. It handles all three of the uncrossing functions — protection, cleansing and refocalization. However, I find that although it works in all three areas, you must blend it with other herbs for maximum effect. Personally, I like to mix it with Rose, Lavender and Vetiver. You may use the oil known as Rose Geranium in the same way as Geranium and both share the same occult potentials.
- Huckleberry** is a common name for Bilberry. See my comments under that herb. While it is technically a crossing or hexing herb, practitioners frequently use it to reverse hexes. I normally use it in combination with Sulfur and Asafetida as an incense. However, Huckleberry can be as treacherous as it is powerful. When using it in a ritual you should observe your initial results very carefully to make sure none of its baneful elements are surfacing. If negative vibes do appear, immediately add some Rose or Lavender to the mixture. As a rule, if you use white and/or purple candles with Huckleberry, you will have no problem. But I suggest you not use red or black candles with it.
- Hyacinth** was discussed under the psychic herbs, but it is important to reemphasize its refocalization abilities and its ability to protect against psychic attacks. Hyacinth also has another important uncrossing potential. To discover it, we must look to the mythology surrounding Hyacinthus, a Greek symbol of masculine beauty. Lesley Gordon, in her book *Green Magic*, describes the myth. "A discus ... caused the death of Hyacinthus, son of Amyclas, king of Sparta. This is the story of the love of a man for man — how the sun god Apollo fell in love with the beautiful Hyacinthus, and aroused the jealousy of zephyr, the west wind and son of Aeolus and Aurora, who also loved the boy. Finding that he was adored by a god, Hyacinthus cast aside his earthly love, Thamyris. One day, when Apollo and Hyacinthus were playing at quoits on the banks of the Eurotas, Zephyr, in his blind rage, turned aside the discus that the sun-god had thrown, so that it struck Hyacinthus and killed him. From his blood, Apollo caused the hyacinth to grow, and marked its petals AI, the Greek word for woe." While you might not have known about the naughtier side of Greek gods, the story points out the importance that homosexual practitioners attach to Hyacinth. Gay magicians frequently use Hyacinth to inspire and protect their love affairs.
- Hyssop** (*Hyssopus officinalis*) receives mention several times in the Bible, though probably the herb referred to there is the thorny caper (*Capparis spinosa*). Hyssop is particularly recommended for its cleansing abilities which function on both the physical and psychic planes. I've often used Hyssop in rituals where there were extreme karmic problems involved. For example, I was once presented the problem of helping a small occult store overcome karma it incurred when it opened its doors to black magical groups. To further complicate matters, the former owner of the shop had taken part in some of these Satanic rituals. It took a month of constant rituals which flopped and flopped until I added Hyssop to the oils I was using. Suddenly things started to change for the better. Unfortunately, the store suffered a series of robberies during this uncrossing process which I interpreted as a way of balancing its karma. Within a year, however, the store quadrupled its business. Unfortunately, its owner slipped back into his perverse magical practices and soon the store slid once again to the edge of the abyss. Even if your uncrossing procedure is initially successful, if the client persists in continuing those life-rituals which invoke disastrous effects, then all your efforts will prove useless.
- Sloe Bark/Berries** (*Prunus spinosa*) is another name for the Plum tree. One wonders whether the laxative properties of the Sloe have anything to do with its reputation for psychic cleansing. Anyhow, Sloe Bark is often used in charm bags and uncrossing incenses. I've also had more than one practitioner tell me that eating Plums during uncrossing procedures is extremely beneficial and speeds results.
- Tormentil** was discussed as a power herb, but it is important to reemphasize its legendary protective ability. Since practitioners often recommend it to control slander and bigotry, it is commonly used nowadays to bring tolerance and understanding to an individual or situation.
- Unicorn Root** is a fabled herb within New Orleans circles, but I have not yet been able to discover its

species. We use it like High John or Low John to protect and refocus an individual. I suspect that the refocalizing ability is weak, however, and suggest anointing the Unicorn Root with an appropriate refocalization agent such as Lavender, Rose, or Vetivert.

Of all the uncrossing herbs, I find that **Vetivert** (*Vetiveria zizanoides*) is the most efficient and powerful. Technically, Vetivert is a power herb and we use it to strengthen hexing potions (although this use is fairly infrequent). Its greatest application comes in the uncrossing arena. You may also add Vetivert to incenses for luck, love and healing according to many practitioners. When purchasing oils, it is important that your Vetivert not be synthetic. While many synthetic oils work fine, Vetivert is not one of them.

**Woodruff** (*Asperula odorata*) is almost exclusively a protection herb. However, it works well in combination with uncrossing herbs. Woodruff also makes an exceptional floor wash. Some recommend it as an uncrossing bath, though personally I would add other herbs to make it even more potent.

**Discussion.** To build a balanced uncrossing incense, oil, or powder, one must consider all three of the elements in uncrossing: Protection, Cleansing, Refocalization

Let's look at a few of the best known uncrossing formulations from the New Orleans tradition to see how each of these three elements is taken into account in the recipes:

#### **Agarbatti Chandan**

*Lavender*

*Bay*

*Hyssop*

Agarbatti Chandan is a classic example of an uncrossing formula. Bay protects while Hyssop cleanses and Lavender refocuses the individual toward positive goals.

#### **Banishing**

*Bay*

*Cinnamon*

*Red Wine*

*Rose*

*Myrrh*

*Salt*

Here we have a more complex formula that is not so much an uncrossing potion as a banishing preparation. Often we use a banishing agent when a crossed or hexed condition is extreme. Also, one might use this recipe in a "haunted" house, or where poltergeist activity is evident. The Salt and Red Wine are both Pagan and Christian in reference and symbolize body and blood. The Bay is strongly protective and serves to command baneful spirits away. The Rose is refocalizing and cleansing, while Myrrh and Cinnamon are strong in clearing away problems from the material plane. When preparing this incense or powder, go light on the Red Wine (a couple drops will do) and emphasize the Myrrh and Bay.

There is a peculiar kind of recipe common to the New Orleans tradition that we should mention. For instance, let's look at the "procedure" for making Evil Eye Perfume Oil. The so-called "Evil Eye" is a way of describing a person who has awakened his/her third eye but who chooses to use it for evil. Sadly, many evolved people turn toward baneful spells. They choose the momentary satisfaction of power on the material plane instead of opting for balance between material and spiritual goals. Fear of the "evil eye" is particularly prevalent in Mediterranean countries, but it is not unknown in African tribal traditions.

To make Evil Eye Perfume Oil, you must first make some Van Van oil. Van Van is an extremely famous New Orleans oil. Some practitioners are so impressed by its power and virtues that they use it as their only oil in all but hexing spells. Van Van is also one of the most delicious fragrances among the occult oils.

## Van Van

*Vanilla*  
*Khus Khus (Vetivert)*  
*Almond*

Once you make your Van Van Oil, you are ready to create Evil Eye Perfume Oil. First, get a white plate (preferably an inexpensive one since the plate will be destroyed). Then, using blue food coloring, draw an eye in the center of the plate. Next, dump the bottle of Van Van oil you prepared onto the plate and get the oil to absorb the blue food coloring completely. Then, pour off the oil into a small bottle. Smash and discard the plate. You now have a bottle of Evil Eye Perfume Oil.

You may use this technique in many other ways. For example, if you make Fast Luck Oil, you could use a white plate, draw a dollar sign using green food coloring, and proceed as above. Or, if you have some Love Oil, you could draw a heart using red food coloring on the plate, and proceed as above.

# Uncrossing

Of all the techniques used in candleburning, I suspect that uncrossing is probably the least understood. This is too bad, because it is unquestionably the most powerful procedure for rectifying problems on many levels.

“Crossed condition” is a generic term that covers everything from psychological problems through severe hexes. In fact, within the New Orleans tradition, psychological obstacles are regarded and treated as hexes, even if they weren't inflicted through magic. Whether a person incurred abuse as a child which left scars or someone nailed him/her with black magic, the impact on the psyche is the same.

Crossed conditions usually manifest as a block or series of blocks on specific areas of your life, most commonly in terms of career, love life, or health. No matter what you try, no matter how hard you work, you can't seem to make progress. Often crossed conditions are marked by severe and chronic depression, sometimes requiring medication to control. Health problems associated with hexes are often chronic in nature or difficult to diagnose. More often than not, the crossed individual is highly negative and has a habit of self-sabotaging any opportunities that may come her or his way. Sometimes there are poltergeist phenomenon, accident proneness, and a spotty employment record. Run-ins with the law and/or chronic drug or alcohol abuse are also considered symptoms of a crossed individual. Temper tantrums, sharp mood swings, and irrational sexual fetishes can also signal a hex is in place.

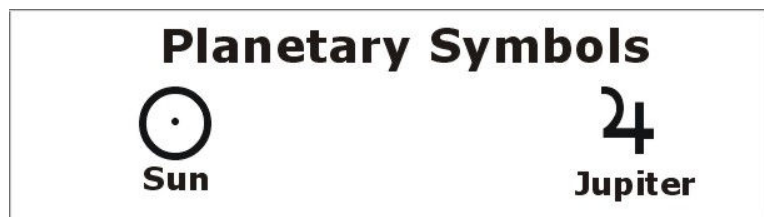
Uncrossing techniques are purely white magical in intent, but don't let that fact cause you to underestimate their power or scope. Because I consider these operations so important and valuable, I want to spend most of this newsletter discussing them.

First, let's talk about the materials used in uncrossing procedures -- the candles, oils and incense. In almost every tradition, the colors associated with healing are white, yellow, and purple. In some extreme cases, black candles are used, but we'll get to this later.

White is the most commonly used color and works in almost every area a hex can land. Yellow is employed when there are symptoms of deep depression in the person. Purple is used when the person's life or livelihood are in serious jeopardy and normally are only used when a magical hex (rather than a psychological wound) has been inflicted.

As with most procedures, you should carve your name (or the name of the individual you are uncrossing) on the candle. You may carve it vertically or around the candle. In some traditions, it is customary to carve the symbol of the Sun or Jupiter on the candle, but this is optional.

The size of the candle you select isn't particularly important except that it must burn for at least seven hours to be fully effective. There is a complicated reason for this involving “planetary hours” which I don't want to delve into here, but sufficed to say that seven hours is the minimum burn time.



Personally, I use votive candles (the small candles in glass jars). Ideally, the candles you buy should be unscented, but certain fragrances -- vanilla, gardenia, rose, coconut, lilac, for example -- are okay. If you can't find unscented candles, try to avoid mixed fragrances such as “Country Bouquet” or “Holiday Spice” since you never know what they may contain.

Votive candles are pleasant to use because they normally burn for anywhere from 10 to 20 hours and they don't make a mess. However, sometimes the glass shatters from the heat of the candle, so you should place the votive on something to avoid fire or heat damage to surfaces. I use

small Pyrex custard cups, into which I pour about a quarter inch of water. I then set the votive jar and candle into the water before lighting it. In this way I'm covered in case the jar shatters. Although some practitioners insist on using the large glass-encased "7-Day Candles," I don't think they are necessary except in the most extreme situations. Two other problems with 7-Day Candles is that you can't anoint the entire surface of the candle and can only carve your name on the top since you can't remove them from their jars.

However, I do find 7-Day Candles helpful for follow-up "maintenance" procedures once a hex is lifted. For this purpose, I normally prescribe one white 7-Day Candle per month for a year following an uncrossing to ensure that no lingering effects re-attach themselves to the individual. This added insurance is particularly important in situations where a hex has been in place for a number of years.

The choice of an oil is somewhat difficult because you have so many options, so let me discuss a few of the most important oils that I'm aware of.

The two most frequently used oils within the New Orleans tradition are "Uncrossing" and "Seven-Day Uncrossing." Either of these is a good choice, although there are other somewhat stronger recipes that can be employed in crisis situations.

The effects of Uncrossing and Seven-Day Uncrossing tend to be long term and progressive, while recipes like Zonka are more immediate in impact. Sometimes I use Zonka initially and then switch to Uncrossing or Seven-Day Uncrossing for follow-up. In general, psychological problems are best handled with the long-term recipes, while actual hexes -- particularly those which have been recently inflicted -- are best managed by Zonka.

Since the vast majority of crossed conditions are psychological in origin and involve wounds received at various points in our lives, the milder formulas are best because they reveal and remove problems slowly and judiciously.

Why remove a crossed condition slowly? Why not just go at it with a magical weed-whacker and be done with it? The reason is this: if we encountered the block in childhood, it's likely that it has worked its way into many parts of the psyche, much as a single weed can spread to overwhelm an entire garden. Once a crossed condition has pervaded a personality, it is prudent to trim it back slowly and cautiously to permit the individual to make the many small adjustments a return to health necessitates.

For example, suppose you selected your spouse while under the influence of a hex. Uncrossing may well create the necessity for a separation or divorce if your spouse is in your life for reasons of co-dependency or to hold you back in some way. While it is usually possible to convert even a co-dependent situation to a healthy one, it takes time and patience. If you work too quickly and aggressively to remove a crossed condition, there may not be time to save your marriage or relationship.

Although the tools we use to alleviate a crossed condition remain relatively constant, the effects of the rituals are different each time. However, we can make some generalizations:

1. The most common effect of the uncrossing process is for unexpected information to surface. This can take the form of long buried memories suddenly springing to the surface, an accidental conversation that illuminates a long-hidden secret, or a startling discovery about someone who has had a negative impact on your life.

The information that manifests during an uncrossing is often unsettling when you first encounter it. For example, one woman started uncrossing herself and within a couple days found irrefutable evidence that her husband was having an affair. A man who uncrossed himself discovered that the man he thought all his life was his father was not.

Sometimes, the information that surfaces deals with areas of our own psyche that are self-defeating or even self-destructive. These insights are often the most valuable of all because they allow us to root out negative behaviors or assumptions that sabotage our well-being.

For example, one client had endured a string of calamitous love relationships, and when we uncrossed her she gradually realized that she had undermined most of these romances through her obsessive jealousy. Like most of us, she didn't like confronting her insecurities, but once the uncrossing process raised the issue to consciousness, she sought counseling and successfully

tackled her emotional blocks through therapy.

Despite the potentially disturbing nature of the information that can arise during uncrossings, it is essential to face the realities of our lives head-on and not try to run. When painful issues arise, it is an opportunity to confront, understand, and move past them. If you stand tall and don't veer, you will inevitably discover that the scary monsters within your psyche are merely paper tigers and not worthy of fear.

2. There is often an immediate sense of relief once you light the first candle, although you mustn't expect a single candle to undo a lifetime of problems. Indeed, a deep-seated crossed condition can sometimes take several months or even a year to fully disperse.

Although most of us yearn for a "quick fix," that's not how uncrossing normally works. Rather, you must be patient and persistent in attacking the hex, and not lose hope just because it seems like nothing is happening. Uncrossing works on several levels at different rates, and it's inevitable that you will run into plateaus when it seems like your progress has come to a standstill. Instead of throwing up your hands in despair, just keep at it and you'll discover that things start moving again.

3. Psychological counseling, if you can afford it, is an excellent ancillary tool to your candles. If you had a difficult childhood or disastrous disappointment that has haunted your life, then counseling can be extremely helpful and speed your results. If, on the other hand, you are suffering from an actual magically-induced hex, psychological counseling may not be as useful unless you find an analyst with some background in dealing with the effects of black magic on the psyche.

4. If we have been criminally abused in some way, quite often uncrossing rituals create drastic problems in the life of the abuser. I have even seen a couple of situations where a violently abusive parent suddenly dropped dead shortly after the uncrossing. While this is an unlikely and rare occurrence, if it is necessary to raise our understanding of why we are crossed, it can happen. The goal of every uncrossing ceremony is to bring the individual into a state of balance, and the candles produce the necessary force to create that.

Every uncrossing recipe has several healing components, represented by the various essential oils used to prepare them. The best way to understand this is to analyze a recipe, so let's look at Uncrossing oil/incense since it's a classic in this field.

The recipe for Uncrossing oil/incense is rose, lavender, lemon verbena, and bay. Rose is the most sacred of the flowers and it is related to the highest spiritual frequencies. Lavender comes a close second to rose in terms of spiritual elevation, but has particular reference to helping with money and stress problems you may be encountering. Lemon Verbena is mostly a healing oil and it plays this role in the Uncrossing formula, removing health problems that may have been engendered by the "hex" you've been enduring. Bay oil is one of the most potent of the protection oils and it is believed to set up a force field around you which will (1) dispel existing and past negativity and (2) shield you from further intrusion of baneful vibes.

As you can see, this formula seeks to (1) draw upon the highest spiritual levels for help (rose); (2) bring tranquillity and security to your daily life (lavender); (3) protect and improve your health on every level, physical and spiritual (lemon verbena); and (4) surround you with powerful protection (bay).

No matter which of the various uncrossing recipes you opt to work with, all of them share these four qualities.

As I mentioned earlier, we normally use white or yellow candles in uncrossing procedures, although sometimes purple candles are called for. White is used for every situation unless there are severe health or psychological problems (particularly depression) resulting from the hex. In those cases, we use yellow candles. Purple candles are reserved for situations where the other colors fail to alleviate the problem or where there is a potential for physical harm befalling an individual. For example, in domestic abuse or black mail situations, very often a purple candle is necessary to quell the difficulty.

In cases where a person's physical well-being is threatened, I normally suggest augmenting the uncrossing process with an additional protection spell. My favorite is Fiery Wall of

Protection on a red candle representing the person who is being threatened. This procedure goes beyond mere uncrossing, but is sometimes necessary if the “hex” has evolved to crisis proportions.

Sometimes a hex -- be it psychologically or magically induced -- has a way of shutting down a person, making them excessively fearful or withdrawn. In those situations, I often use another candle, usually yellow, which I anoint with Crucible of Courage and/or Joy oil.

Although uncrossing alone will handle all these problems in the long-term, often the addition of a second or third candle to your ritual will speed progress in specific areas.

There are occasions when black candles are used for purposes of healing. That might sound like a contradiction, but it's not. In cases of serious illness, particularly life-threatening diseases, black candles can be used root out the condition. Black candles are also employed to uncross in situations where a professional has been paid to hex you. Although these situations are exceedingly rare, they do occur and usually you can tell because no white magical techniques have any effect. Certainly you should not start an effort to uncross with a black candle, but if all else fails, then it makes sense to go that route. You use the same procedures as with white, yellow or purple candles, except you should enclose the black uncrossing candle within a circle of salt.

It is important during uncrossing rites to spend as much time as you can with your candles. I don't mean that you have to sit for endless hours watching them, but you should make it a point to check on them frequently during the burn and make note of certain things:

1. Rate of Burn. How quickly does the candle burn? Is the flame tall (over an inch) or small (a half inch or less).
2. Smoke. Does the candle smoke excessively? If it does, it's a good sign that someone has intentionally gone out of their way, often through magic, to create problems for you.
3. Flame. Is the flame steady or does it flicker a lot? Sometimes a flame will whip violently from side to side. If the flame is wimpy and slow, it often indicates that it will take several burnings to remove the problem. If the candle barely stays lit or goes out prematurely you probably need other candles to handle specific problems. It is also important to make note of variations in the flame. For example, does the flame start out large and become small? Does it start out low and become high? Does it stay at about the same height throughout?
4. Inner Mood. Take note of your inner state when you're with your candles. Do you feel calmer? Do you feel greater confidence? If you still feel fear or distress, you probably need a second or third candle to help lift the problem.
5. Wick Lumps & Wax Drip. Sometimes a lump of charcoal forms at the end of the wick and remains there for some time during a burning. These lumps are often quite interesting to study because of their shapes. I've seen demons, internal body organs, and angels appear as lumps. If a lump forms, it's a sure sign that your ritual is breaking through. It's also sometimes interesting to study the way the wax drips down the side of the candle and the formation of the pool it forms when the candle is finished. Again, curious shapes and patterns are often formed, rendering clues to the success of your working.

I hesitate to mention this, but it is not uncommon for a situation to worsen temporarily when you start an uncrossing. This is actually a good sign if it occurs, and you shouldn't let it get you down. Just be persistent. If a “demon” has been attached to you for a long time, it will resent being evicted, and may kick up a momentary fuss. Don't be frightened if this occurs -- it means you have the devil on the run.

In situations where a “hex” has been in place for a long time, it can create a stagnant situation for its victim. The effect of most hexes is to foreclose one part or another of your life, most often engendering problems in the areas of career success, romance, and physical/emotional health.

Once the uncrossing is completed, we often encounter a situation where the individual feels a lot better and has renewed confidence, but nothing improves on other levels. This is because the inertia created by the months or years the “hex” was in effect have isolated the person from his or her true path.

This is why most practitioners follow an uncrossing with other rites aimed at love and success. Quite

often, particularly if the person has endured years of being hexed, the turn-around in their affairs is painfully slow, but sometimes it is meteorically swift. If you find that things don't seem to change that much at first, don't lose heart. Be persistent in your success rituals and seek to expand your circle of friends. Eventually things will improve if you maintain a good attitude and pursue positive goals.

One of the reasons I suggest incorporating counseling into the uncrossing process is that it can help you identify and resolve self-defeating behaviors you may have acquired during the time you were crossed. People who have undergone years of crossing often wind up embracing their condition as "normal" and assume that the negativity that pervades their lives is their real self! Nothing could be farther from the truth, but this is an all-too-common effect of long-term "hexes." Even when the external hex is gone, their negative behaviors can continue for years unless they are isolated and dispelled.

The uncrossing procedures I've discussed thus far are simple and involve only one candle at a time. However, there is another approach to uncrossing which involves multiple candles.

Generally, this technique is only used in drastic situations where a hex has metastasized into several areas of a person's life.

Although single candle procedures will accomplish the same effect over the long haul, sometimes a situation has become so egregious that swifter means must be taken to alleviate it.

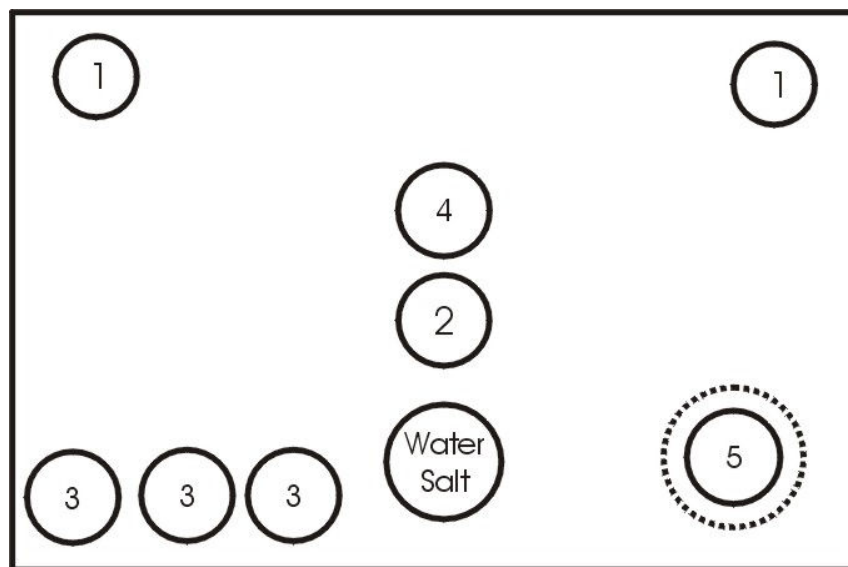
Consider the following altar diagram:

The candles marked (1) are called "Altar Candles." They are white and are anointed with any of the holy oils (Holy Spirit, Angel, Altar, Peppermint, etc.).

The candle marked (2) is the "Master Candle." This may be white, yellow, or purple, depending upon how extreme the situation is. Usually it is best to start with white and work towards purple, but if things are at an acute stage, then start with yellow or purple. You carve your name on this candle and use one of the Uncrossing oils to anoint it.

The candles marked (3) are red and represent the areas that are under particular attack. The number of these candles depends upon the number of areas you feel are problematic. For example, if the hex is hitting you in the areas of romance, finances, and health, you would use three candles.

The oils you select for these candles should be specific to the area of your life the candle represents. For example, on a love candle you might want to use Cleopatra, on a Health candle you might want to use Healing or one of the



essential oils associated with health problems. On a financial candle you might want to use a luck and/or money oil.

The candle marked (4) is also red and its purpose is to protect you. This is an optional candle which you should only include if you feel that you are in some way threatened by another person or a situation in your life. Carve your name on it and use Fiery Wall of Protection or Protection oil on this candle.

The candle marked (5) is optional. This is a purple candle and deals with specific manifestations of



the hex. For example, if someone is spreading evil rumors about you, carve their name on the candle and use Stop Gossip. If someone is bombarding you with anger, carve their name on the candle and use Easy Wrath. If someone is harassing you, carve their name on the candle and use Get Away.

Notice the dotted line around candle 5. This indicates a circle of salt that you should lay down to isolate this candle from the others in your procedure.

While it is doubtful that many of you would need to go through such an elaborate procedure, I mention it because it gives you a sense of how comprehensive a ritual can be.

I haven't given much mention thus far to the function of incense in Uncrossing procedures, but it is an important ingredient.

Obviously, you can use Uncrossing or 7-Day Uncrossing in combination with your candles, but there's no sense duplicating the oil you are using with the same incense. So, if you have opted to use Uncrossing as your oil, you might want to consider 7-Day Uncrossing as your incense.

Other incenses and oils commonly employed for Uncrossing are High Conquering, Conquering Glory, Fiery Wall of Protection, Protection, Angel, No Hex, Holy Spirit, High John (Jalop), Guardian Angel, High Conquering, Pax/Peace, Kindly Spirit, Pine, Peaceful Home, Seven African Powers, Van Van, Lavender, Rose, or just about any fragrance which delivers peace and/or protection.

Any or all of these recipes can be useful and while I suggest you start with Uncrossing or 7-Day Uncrossing as your base oil, it would be a mistake to overlook other options. No Hex, for example, is a remarkable protection and unhexing oil which doesn't get much mention outside New Orleans circles, but which is highly reliable and effective. Holy Spirit and Angel, although they are not specifically designed for purposes of uncrossing, are nonetheless potent prescriptions for healing and protection. I suggest you read your copy of my Extrascentory Apothecary catalog to acquaint yourself with all the many remedies available to you. (If you no longer have or never received your copy, give me a call and I'll get the latest issue out by return mail.)

Incenses also play an important role in follow-up rituals after you've completed your Uncrossing. They provide an arsenal of protective, soothing "weapons" to ensure that no part of the "hex" returns. Although you can usually complete an Uncrossing ritual in a matter of days or weeks (depending on how long it has haunted you), it's a smart idea to burn relevant incenses for up to a year afterward.

I want to issue a word of caution to you do-gooders out there who may feel a desire to uncross a friend or relative. This is fine so long as they are aware of your intention and assent to it. However, if you unilaterally decide to work on someone, even though your desire is to help them, you are venturing dangerously close to black magic's turf!

There are exceptions to this, of course. For example, parents may work to uncross their children up until the point they leave the nest. Spouses may also perform uncrossing rituals on one another without consent. You may also feel free to light healing candles for sick friends or relatives. However, it is inadvisable for you to decide that someone you know needs uncrossing. You do not have the right to interfere in another person's life without their informed consent.

The definition of black magic is any attempt to intrude your agenda in another person's affairs or to impose your will upon him or her. To set yourself up as God, even though your intentions may be completely honorable, is a serious karmic error. While you may not like the way another person is conducting his/her life, that does not give you license to meddle. If it is that person's karmic lot to pursue a self-destructive course, that is their business, not yours. Most of the great lessons we learn in life come from our errors in judgment and their consequences, so we can't deny this learning process to others. If you are concerned about another person's follies, pray for them, but don't start lighting candles unless they authorize you to do so.

The reason for this warning should be obvious from our previous discussion about the possible effects an uncrossing can evoke. Unless the person you are uncrossing is fully aware of the potential for disruption in his/her life and is willing to undergo such changes, you have no right to

intervene in their affairs.

There is one final area I'd like to discuss: baths. Within the New Orleans tradition, baths are considered an essential part of an uncrossing. Most practitioners recommend a daily bath (not shower) where you soak and relax for at least 20 to 30 minutes.

To amplify the healing effect of these baths, practitioners use a preparation called "7-Day Uncrossing Bath" which you can make yourself if you want to perform a full-fledged uncrossing. For those of you who don't want to be quite as authentic, I'll discuss alternative bath procedures later.

The recipe for 7-Day Uncrossing Bath is as follows:

30% Hyssop oil  
30% Lavender oil  
20% Sage oil  
20% Lemon oil  
1 tsp. Bluing  
1 tsp. Baking soda  
8 oz. Castile soap base

To make this, you obviously need the four oils plus bluing (which you can obtain in most grocery stores), baking soda, and liquid castile soap base. Preferably, the soap base should be unscented, but if it is mildly scented it should not create a problem.

Mix about an ounce of the four oils and add with the bluing, and baking soda to the castile soap base. Add two to three tablespoons of the mixture to your bathwater.

Some practitioners also suggest adding a half teaspoon of salt to the above recipe. For severe crossed conditions, this is probably a good idea.

For those of you who don't want to go to all this trouble, or who don't have a bath tub, there is an alternative procedure. Instead of the 7-Day Uncrossing Bath, get yourself a bar each of lavender and rose scented soap. Use these instead of your normal soap when you bathe or shower. Although this procedure isn't as strong as using 7-Day Uncrossing Bath, it is adequate for all but the most extreme cases.

I hope the preceding has clarified more than it has confused, and that it has enhanced your understanding of this highly valuable magical technique. Although uncrossing is generally the last thing a novice practitioner tries, it really should be given top priority. If you are in a crossed situation or are harboring negative attitudes, then no matter how many candles you burn for love, money, success, or happiness, you'll find that nothing works. Take the time to uncross, however, and you should find that your other goals become much easier to obtain.

## PROTECTION

In my last newsletter, I went into some detail about uncrossing procedures, and while I certainly didn't exhaust that topic, I'd like to turn to a consideration of protection techniques within candleburning.

As I discussed last time, protection is an important element in all uncrossings, particularly if you are experiencing either a physical threat or psychic bombardment from someone -- such as a barrage of anger or jealousy. Just as psychological problems and hexes are treated similarly in uncrossing, psychic and physical abuse are lumped together for purposes of protection.

Within the candleburning tradition, protection procedures are used to stave off a number of problems. Since practitioners believe that anger, jealousy, racism, and disapproval can have a damaging psychic impact, these techniques have been developed to shield individuals from those kinds of negativity. Protection procedures also have relevance in protecting against other forms of assault -- physical violence, blackmail, theft, and psychological terrorism (stalkers).

The most popular protection oil from the New Orleans tradition is named "Fiery Wall of Protection." The word "wall" is the key here because this potion sets up an impenetrable psychic barrier around the person employing it. To use it, carve your name (or the name of the person who is under attack) on a red candle and anoint with Fiery Wall. Most people report they experience an almost immediate sense of relief once the candle is lighted.

The recipe for Fiery Wall of Protection -- Frankincense, Dragon's Blood, Myrrh and a pinch of salt -- tells us much about how this potion works. Frankincense is one of the high spiritual fragrances, symbolizing and invoking the loftiest levels of celestial protection. Frankincense brings only the most positive, elevated spirits to your altar. Myrrh, on the other hand, is symbolic of the material plane and invokes all manner of helpful earth spirits to protect you. Dragon's Blood symbolizes raw power and serves as the commanding agent in the recipe, marshaling the combined forces of Frankincense and Myrrh to your assistance. The pinch of salt is an ancient protection against hexes or problems. It is added to temper the behavior of the other three ingredients and ensure that their power stays on magic's light side. The salt also helps disperse the evil that is being aimed at you.

Notice that all the ingredients in Fiery Wall (with the exception of the salt) are gum resins rather than floral or herbal fragrances. Within the

New Orleans tradition, gum resins are believed to be more powerful than flowers or herbs, but slightly less vigorous than roots. There is a sense of holiness and psychic protection attributed to gums that can't be matched by any other ingredients.

“Protection” is another oil which is widely used, although I find it slightly less effective than Fiery Wall when it comes to turning back an acutely dangerous situation. On the other hand, the Protection recipe is valuable as a follow-up oil and/or incense once the initial threat has been removed. To cover yourself completely, of course, you can use both Fiery Wall oil and Protection incense in a single ritual.

The recipe for Protection calls for Cinnamon, Galangal (Low John), Lemon Verbena, Mint, Rue and Vetivert. The key ingredient here is Galangal, a root which enjoys a potent reputation among practitioners as a power source. Verbena, Mint and Rue are spiritual oils, aimed at healing, calming, and evoking high spirits. Vetivert, like Galangal, is a power herb, but is less forceful in impact than Galangal. Cinnamon is a fiery catalyst that stimulates the other herbs in the recipe to interact.

In essence, the difference between the Fiery Wall of Protection and Protection recipes is in the nature of the shield each erects. Protection's role is to diffuse or deflect negative energy while Fiery Wall has more of an ability to “bounce” it forcefully away from you, back to the person, organization, or situation that sent it your way.

If you are not aware of any immediate threat to your well-being, but want to practice “preventive medicine,” I recommend you incorporate a protection recipe into your regular candle practices. Fiery Wall may be a little too strong for daily use, but Protection is a well-balanced combination that I think is ideal for fending off unnecessary or unprovoked hassles.

Another protection recipe, Guardian Angel, is more recent in origin. Developed in the 1990s, Guardian Angel is designed to contend with some of the problems inherent in modern society that may not have been current when Fiery Wall and Protection were created. Although I would not rank it as strong as Fiery Wall for handling acute situations, Guardian Angel is roughly comparable to Protection for follow-up and preventive procedures. You may use Guardian Angel on white, yellow, orange or red candles. The incense form may be used alone from time to time to ensure your overall psychic safety or in conjunction with protection candles for a more focused impact.

Nine times out of ten, Fiery Wall, Protection, or Guardian Angel can

handle problem situations by themselves. However, there are occasions where a crisis requires more drastic action, requiring us to incorporate a so-called "power oil" into our ritual ingredients.

The most common purpose of a power oil is to compel a situation, i.e., force it towards a desired conclusion. Since power oils tread perilously close to black magic, they have an unwholesome reputation among some practitioners. However, when used in a protection ritual, they provide an additional element of security by powerfully reversing negative energies that threaten you. As I noted above, Fiery Wall of Protection has this quality, but a power oil or incense greatly magnifies it.

The inclusion of power potions in a protection ritual is only for situations where your physical, financial, or emotional safety is threatened. Other dangerous situations which often require a power oil are when you are threatened by a mentally disturbed individual or someone who abuses hard drugs or alcohol.

People with a severe mental disturbance or those who use narcotics rarely respond to standard protection procedures. Stalkers, for example, are often so demonically fixated on their objective that they seem impermeable to anything except power formulas. Similarly, chronic narcotics addicts (or those hooked on prescription drugs) can addle their brains so thoroughly that nothing but power recipes can break through their pharmaceutical fog. The same holds true for alcoholics. (Indeed, in truly severe cases, exorcism recipes such as Brass Knuckles or Relentless may be required. We'll talk about these later.)

Fiery Command, Command/Compel, Controlling, Tiger, Draw Back, Flaming Power, High Conquering and Obeah are the most commonly used power oils for purposes of "boomeranging" a problem back to its source. For example, if someone is menacing you with a threat of violence, blackmail, or financial distress, the inclusion of a power oil will incapacitate them in some way. Usually the threat is mirrored back at the sender. For example, someone menacing you with violence may well encounter violence. Someone threatening you with blackmail may find themselves blackmailed or otherwise extorted. Often their "payback" takes the form of legal or health problems that arise suddenly and linger until their threat is contained. These impediments are referred to by practitioners as "The Cage," because they surround, confine, and incapacitate a villain as effectively as prison bars.

Probably the most frequent question I'm asked about rituals has to do with the timing of results -- "How fast will it work?" Unfortunately,

there is no reliable answer. My experience with protection procedures is that they generally work quite quickly in terms of calming a situation and removing any sense of menace. However, particularly if you are dealing with an obsessive individual, you may have to repeat your candle spell a few times before he/she is completely erased from your consciousness. I normally recommend that you do the procedure once, then wait three to four days before you repeat it. However, if you hear from that person during this waiting period, hit again immediately.

Sometimes a single procedure does the job, sometimes it takes several workings. Either way, you will discover that "The Cage" will inevitably surround your tormentor. Depending upon the nature of the abuse the person is directing at you and the oils you choose to return it, there may or may not be a strong element of punishment inherent in the type of cage that surrounds them. For example, a person who is threatening you with physical violence may well suffer some form of physical disability that defuses their ability to carry out their intentions. More often, however, the person is caught up in crises that have nothing to do with you but which divert their attention away from your door.

Since a threat normally engenders worry and emotional distress in its victim, the magical return of a threat always carries these components back to the perpetrator. While the purpose of returning a hex should not be to wreak revenge, most of us would have to admit that there is some satisfaction in watching a bully get a taste of his/her own medicine.

Sometimes we are confronted with truly vicious individuals who are relentless in their assaults. Although protection rituals will serve to blunt their malice, you may have to continue burning candles for years before they grow tired of their deranged games and stop bombarding you with abuse. However, if you opt to "boomerang" their rancor back at them by using a power potion, they will soon become too enmeshed in their own problems to bother with you.

One talented oil that jumps to mind in this regard is Tar oil. Tar, sometimes called Tar Perfume Oil, is a classic southern recipe that is fascinating to watch in action. Its principal effect is to create a series of complex and unusually "sticky" problems for your abuser. Tar may be used on an orange or black candle representing the problem individual (or situation). When used in combination with a protection candle, Tar is a karmic oil, not a hexing oil. What is most intriguing about Tar is that the problems that beset the person it is used on tend to reflect and expose their innermost personal secrets.

Weed of Misfortune is another oil which can be used in a protection context. It produces similar effects to Tar, except that while Tar surrounds a culprit with a panoply of problems, Weed of Misfortune generally creates a single, vexing situation that consumes the villain's attention. For purposes of protection, Weed of Misfortune is used on an orange or black candle.

Another approach, somewhat milder in result, is to use Tame oil on an orange candle. Tame is very helpful in quelling disruptive behaviors and is commonly employed by parents on unruly children. Tame would not be an appropriate choice if someone is threatening your life, but is ideal for situations where someone is exhibiting mild antisocial or self-sabotaging behaviors which cause you concern.

Ultimately, the decision whether or not to include a power oil is a personal one and largely depends upon your religious suppositions. In some traditions it is customary to endlessly forgive and turn the other cheek to one's torturer. In other traditions followers believe it is appropriate to enact "eye for an eye" justice. Depending upon your personal beliefs, you can opt to incorporate or exclude power recipes from your protection working. The choice is up to you.

Personally, if someone threatens my existence, I have no problem using coercive oils. Bear in mind that what governs the impact of any power recipe is your intention. Although power recipes can be baneful when used in a black magical context, that is not what we are talking about here. When used for purposes of protection, power recipes are moderated by your intent, the candle colors, and the other potions you use with them.

The spirit world isn't stupid, folks. It knows what you want to accomplish and accommodates you accordingly. When you use a power formula in a protection context, the spirits know you seek safety, not vengeance. On the other hand, if you use power recipes with black candles for purposes of revenge, the spirits assume it's "no-holds-barred" and do what they must to help accomplish your goal.

I sometimes encounter someone who is reluctant to employ power formulas for purposes of protection. Their usual objection is that they fear the possibility that power recipes might bring harm to the person who is persecuting them. Frankly, I find this kind of thinking absurd and dangerously self-abnegating, but I don't argue with them. Those who believe they must submissively (masochistically?) accept whatever misery the world hurls at them seem predestined to walk a harrowing path through life. Whatever the reason for their docility -- karmic necessity or blind folly -- magic is not for the faint-hearted, and they are right to avoid its more potent realms.

If I have a mortal enemy intent upon destroying me, my instinct for self-preservation is too strong not to use whatever is available to defend myself. Fortunately, there have been only two occasions in my life when I had to resort to anything stronger than Fiery Wall, but in both instances I didn't hesitate to use commanding or exorcism recipes in order to turn back a demon. Nor did I feel a shred of guilt when, on both occasions, the person who was threatening me ran into a fearsome streak of ill fortune.

Keep in mind that I didn't hex either of these two fiends. The magic merely reversed their own venom back at them, causing it to poison their lives instead of mine. Would God have admired me more if I'd sat back and let a demon destroy my life and tranquillity? I don't think so. (I should add that I avoided power oils in the initial protection rituals I performed in both these situations. But when basic protection procedures failed to alleviate the onslaught, I had no hesitation about employing stronger means.) Hopefully you'll never be in a situation where your life or freedom is threatened, but if you ever are, I suggest you take advantage of the entire magical armory to protect your interests.

A word of caution, however. If you did something which legitimately triggered the enmity of someone else, then you mustn't use power recipes. For example, if you slept with your best friend's spouse, then power formulas are off limits because you provided a valid reason for the rage you are encountering. On the other hand, if you did nothing and someone arbitrarily decides that you'd make a good victim, then you are perfectly within the realm of white magic to fight back with power or even exorcism formulas.

There are sociopaths in this world, but until you've dealt with one, you can't begin to imagine the chaos they can inject into your life. All the time we read stories about stalkers, con artists, blackmailers, and other sociopaths who wreak havoc on unsuspecting (and often helpless) people. While one could argue that sociopaths are mentally disturbed and therefore blind to the problems they cause, that does not lessen the chaos they can create for their victims. If you believe that remaining someone's victim is somehow "holier" than fighting back, then you can probably expect a lifetime bulging at the seams with users and abusers.

In his early work, Carlos Casteneda introduced the concept of the "impeccable warrior." Much of recent "new age" literature places strong emphasis on the impeccability of one's conduct, but too few writers these days spend adequate time on the warrior aspect of the spiritual path. Ideally, one must combine impeccability of conduct and the willingness to be a warrior for one's principles. This

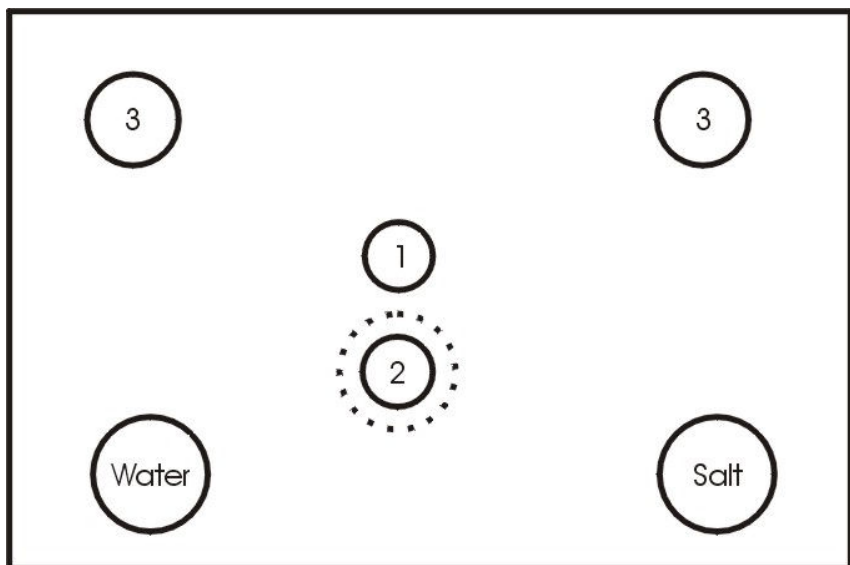


is the primary reason that I find so many of the new age titles incomplete and naive in their messages.

The most common type of protection ritual involves two candles: The first is a red candle, representing you (or the person you desire to protect). The second candle represents the tormentor or problem situation from which you need protecting.

The altar diagram above shows a classic candle setup. The candle marked "1" is the red protection candle. It represents you. Carve your name on this candle and anoint it with Fiery Wall of Protection oil. In addition to Fiery Wall, you may also use other oils on this candle. For example, you may use any of the holy oils (Altar, Holy Spirit, All Saints, etc.). Or, if you are experiencing great fear, try a couple drops of Crucible of Courage oil. If you decided you need a power oil, use it on this candle.

The candle marked "2" is an orange, purple or black candle representing the problem person or situation. The candle color you select for candle "2" is



determined by the severity of the situation you face. Orange is the color associated with controlling, purple is associated with commanding, and black is the color of exorcism and banishing. Normally, orange is sufficient to handle most situations, but if orange fails to quell the problem, trade up to purple. If purple doesn't fix the problem, then black candles are probably required. You carve the name of the person or organization that is threatening you on this candle. In the event that you feel threatened but there is no specific person or group you can point to as the cause of your fear, carve no name on this candle.

You dictate the force of Candle "2" through your choice of oils. I normally recommend starting with a banishing oil such as Flying Devil, Get Away, Lost & Away, or Hot Foot unless a situation is life-threatening. In that case, don't hesitate to escalate to stronger oils or use a black candle in this position with the aforementioned oils.

Unfortunately, black candles have an undeservedly evil reputation among non-practitioners. As I mentioned in the last newsletter, black candles are useful for healings, particularly when a life-threatening disease is present. The function of a black candle in a protection procedure is to control and isolate the individual, organization or situation that is creating distress in your life.

If you are unduly concerned that the spirits might somehow misinterpret your intention, you can appease your conscience by adding two optional white candles (Candles "3") to your protection ritual. Use High Altar, All Saints, 7 African Powers, Holy Spirit, or Angel oil on this candle. The incorporation of the white candle clearly signals the spirit plane that you don't crave vengeance, you just want the threat eliminated.

In the diagram above, notice the dotted line around candle "2". This is a circle of salt which separates the problem person from your protection candle (Candle "1"). Note also that there are two small dishes on the altar, one containing salt and the other water. These are traditional altar elements which further work to absorb evil and protect you.

Depending on how direful your circumstances are, the incense(s) you choose can be very important. In most cases, a fragrance like Holy Spirit, Angel, Guardian Angel, Protection, or Fiery Wall of Protection is adequate. In some cases, particularly where there is a threat of physical violence, an exorcism incense such as Obeah, African JuJu, High John, Brass Knuckles or Relentless may be necessary. These oils are used on Candle "2".

Other incense options depend on the effects the problem is having on your psyche. If it is making you extremely nervous, try burning Pax/Peace, Angel, or Holy Spirit. If it is causing depression, try burning Joy or Happy Times. If it is hurting your finances, burn Fast Luck, Fast Success, Better Business, Lady Luck, Money, Crown of Success, Lobban, or Goona Goona.

The relative strength of the materials you select should reflect the degree of threat you face. It would be inappropriate to drag out power or exorcism recipes if all you are dealing with is malicious gossip. Similarly, opting for Peaceful Home oil when someone is threatening your life or financial well-being would most likely be a waste of wax. Gauging the seriousness of a situation isn't all that hard, but sometimes we must overcome a resistance in ourselves to mounting a proper defense.

There is a great deal of programming in society that aims to disempower the individual. Many religions, moral codes, and laws instruct us to

turn the other cheek and ignore the various slings and arrows outrageous fortune may throw our way. There is no question that there are many vexing things in life that aren't worth getting upset about, but there are occasions when it is important to stand our ground and fight back.

Those who continually avoid confrontation almost inevitably wind up being trampled by society, consigning themselves to lead what Thoreau called "lives of quiet desperation." While it might be ideal if humankind could adopt a pacifist stance, it usually doesn't work in reality. Sometimes, like it or not, we have to choose between fighting back or being plowed under.

The trick is to calibrate our response to match the threat confronting us. Always, in this regard, it is important to differentiate between self-defense and offensive action. For example, if someone has stolen from me, I certainly wouldn't work to destroy or cause them harm. However, I wouldn't hesitate to grab my bottle of Thief oil and use it. On the other hand, if someone threatens my life, I wouldn't rely on nice guy potions to afford me protection.

Don't forget that every protection ritual is defensive in nature, even when it contains seemingly offensive components. Your candles and your intention automatically confine commanding elements to positive functions. Many times I have been faulted for carrying some of the malevolent oils and incenses, but even the nastiest of them can have a defensive use. Everything depends on your intent.

In general, I agree that the more virulent recipes should be avoided. However, one would have to be a hopeless Pollyanna to believe they can't have value in extreme situations. For example, as I mentioned before, if you are working to protect yourself against someone who is an alcoholic, uses narcotics, or is psychopathically delusional, you will probably not be able to avoid the strong-arm formulas.

Again, keep in mind that what determines the karma of what you are doing is your intention. Even the strongest hexing oils, when employed for purposes of legitimate self-protection, carry no penalty for their use. When the venom aimed at you was unprovoked and didn't involve any sort of culpability on your part, you can make use of these heavy hitters without landing yourself in hot water.

Fortunately, most of us never face a life-threatening situation and won't have to resort to such extreme remedies. 99.99% of the time the Fiery Wall of Protection and/or Protection potions will suffice to surround you with an adequate shield against life's undeserved

woes.

At the heart of candle magic stands the concept of empowerment. When we feel powerless to take action or change our situation, candles, oils and incense provide a tool that permits us to intervene proactively in the direction our life is taking. While candle magic can't solve all of life's problems, there's no doubt that many dilemmas can be handled expeditiously through these techniques. If we are feeling steamrolled by life, doesn't it make sense to at least try a candle procedure rather than remain a victim?

To me, the greatest benefit of protection procedures is that they are a viable alternative to violence. If you strike back at an enemy using violence, you run the risk of landing yourself in prison. Candles, on the other hand, carry no legal repercussions and usually afford a far more desirable solution than retributive violence ever could.

As you may have noticed if you've glanced through my "Extrascentory Apothecary" catalog, the New Orleans tradition has several oils for highly specific purposes. Examples of these are Stop Gossip, Easy Wrath, Unforgiving, Tame, Thief, Nine Mysteries, Get Away, Hot Foot, Unfaithful, Party's Over, Nine Mysteries, and Untruthful.

Often we can use one of these oils to handle a particular situation without having to resort to an elaborate candle procedure. For example, if someone is spreading gossip about you, there is probably no need for a full-scale protection ritual. Instead, carve the person's name on an orange, red or purple candle and anoint with Stop Gossip oil. If you believe that someone is lying to you, carve his/her name on a white or orange candle and anoint with Nine Mysteries and/or Untruthful oil. If someone is bearing a grudge about something, carve his/her name on a white, blue or orange candle and anoint with Easy Wrath and/or Unforgiving.

Another recipe you should be aware of in this regard is Repentant, which is very handy if you've done something wrong and seek forgiveness. Another use for Repentant is when you wrongly accuse someone and later learn they were innocent. Use Repentant on a white or blue candle to express genuine contrition for your wrongful behavior. Not only will Repentant help bring forgiveness, but it will simultaneously erase any negative psychic energy you've wrongly directed at the innocent party.

In the case of a theft, it is important not to assume the identity of the thief. Instead, anoint a red candle with Thief oil and set it in the area of the theft. Thief oil is said not only to expose the identity of a thief, but also to get the pilfered item returned. The reason for not specifying the identity of the thief is that you might be wrong. You

can blend Untruthful and Thief oils to speed the revelation of who stole from you.

If you are absolutely certain who the thief is, then it is permissible to carve his or her name on the red candle. However, this lends an element of punishment to the exposure process. Often it results in the thief's getting ripped off in some way or sets the crook up to get caught red-handed in another theft.

Along these same lines, if someone owes you money and is avoiding repayment, you may use Thief oil on an orange candle. When the candle goes out, contact them again about repayment. If they continue to dodge you, tell them to forget about it, but make it clear they are banished from your life. While you may not get your money back, you will discover that they wind up suffering severe financial losses. After all, "Thou shalt not steal" is one of the Ten Commandments, and when someone borrows without the intention of repayment, that is theft.

When someone has violated one of the "Big Ten," the results of your candle spell will be particularly relentless and enduring. One of the things I've noticed over the years is that thieves, adulterers, liars, and murderers who are treated to a dose of magic suffer far more than those brought before the bar of justice.

For adulterous situations, Spikenard, Party's Over and Unfaithful are often used. Carve the errant spouse's name on an orange candle and anoint with either or both of these two oils. Please note that these oils are normally only useful in a marriage where actual vows have been taken. They cannot be used in a dating, "boyfriend-girlfriend," situation. I will have more to say about this in a future newsletter.

Protection in legal predicaments is a chapter unto itself, so let me say just a few words here. First, candles are no substitute for competent legal representation. However, assuming you have a decent lawyer, candle techniques can be quite helpful in putting positive energy behind your case. There are several potions aimed at remedying legal problems -- High John the Conqueror, Ellegua, Hyacinth, African Ju Ju (Galangal), Law Stay Away, Jury Winning, Black Candle Tobacco -- all of which have long-standing reputations for effectiveness.

In addition to these recipes, legal procedures make heavy use of commanding oils and incenses such as Command/Compel, High Conquering, Flaming Power, Power, etc. Commanding oils are used on purple candles to add force to the other candles you use.

A word of caution, however. If you use magic to extricate yourself from a

situation where you are guilty, you mustn't think for a moment that you are completely absolved of responsibility. If magic sees fit to bail you out of a prison sentence or other form of punishment, it merely affords you an opportunity to alter your behavior and express genuine regret for your misdeeds. If you are foolish enough to revert to a life of crime, magic will not help you a second time. Indeed, when you use magic to avert a legal crisis, it is similar to being placed on probation. One false move, one unethical action, and chances are that events will conspire to land you in even deeper trouble than the situation you originally avoided.

Before I close, there are a couple more things I should mention regarding protection. First, I recommend that in addition to using protection oils on your candles that you wear them, particularly during the crisis phase of your procedure. Once the danger has passed, then it's okay to stop wearing the oil. By the way, the fragrance of the oil need not be detectable to anyone, just a little bit will do.

I also suggest that once the danger has cleared, that you should burn one protection candle per month for at least six months to make certain that the problem doesn't recur.

I would also be remiss not to mention two important essential oils -- Bay and Sage -- which are highly protective. Although alone they aren't strong enough to fully protect you, they make an excellent first line of defense. As you may recall from my article on Uncrossing, Bay is one of the ingredients in the Uncrossing formula. Use Bay oil on a white or purple candle representing you. Sage is not commonly used within the New Orleans tradition, but is widely known within European and Amerindian magical practices. Use Sage oil on a white candle or walk through your home with a stick of Sage incense.

I also recommend that you use jumbo candles for protection rituals because I find that smaller candles lack the "oomph" you need to dispel a serious problem. Jumbo candles are approximately 9 inches long and about an inch and a quarter thick and come in all colors. If you have having a problem finding jumbos locally, I suggest you call General Wax & Candle (1-800-WAX-STOR), a company in North Hollywood, CA, that has great prices and ships everywhere in the U.S. Unfortunately, they do not carry unscented votives, but they are a reliable source for quality candles. They also have a wide variety of candle making supplies and molds for hobbyists.